



Beautiful sparkle, simple use

MASTERColour CDM-R

Range of compact, high-efficiency, discharge reflector lamps with a stable color over lifetime and a crisp, sparkling light

Benefits

- High lamp efficacy results in low operating costs and low heat generation
- Long lamp life compared with incandescent and halogen lamps
- Stable color impression over lifetime

Features

- Crisp white light
- Superior color quality
- High beam intensities are achieved very easy and efficiently from these compact reflector lamps

Application

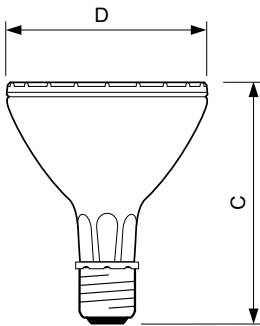
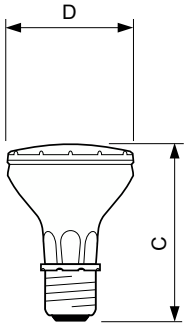
- Shops and shop windows, offices and public buildings
- Decorative outdoor: floodlighting and pedestrian areas

Warnings and Safety

- Control gear must include end-of-life protection (IEC61167, IEC 62035)
- Use only with electronic control gear. Color 830 lamps may also use electromagnetic gear.
- A lamp breaking is extremely unlikely to have any impact on your health. If a lamp breaks, ventilate the room for 30 minutes and remove the parts, preferably with gloves. Put them in a sealed plastic bag and take it to your local waste facilities for recycling. Do not use a vacuum cleaner.

MASTERC colour CDM-R

Dimensional drawing



Product	D (max)	D	C (max)	C
MASTERC CDM-R 35W/830 E26 PAR20 10D 1CT	65 mm	64 mm	92 mm	90 mm
MASTERC CDM-R 35W/830 E26 PAR20 30D 1CT	65 mm	64 mm	92 mm	90 mm
MASTERC CDM-R 35W/942 E26 PAR20 10D 1CT	65 mm	64 mm	92 mm	90 mm
MASTERC CDM-R 35W/942 E26 PAR20 30D 1CT	65 mm	64 mm	92 mm	90 mm

Product	D (max)	D	C (max)	C
MASTERC CDM-R 35W/830 E26 PAR30L 30D 1CT	97 mm	95 mm	120 mm	118 mm
MASTERC CDM-R 35W/830 E27 PAR30L 30D 1CT	97 mm	95 mm	123 mm	120 mm
MASTERC CDM-R 70W/830 E26 PAR30L 10D 1CT	97 mm	95 mm	120 mm	118 mm
MASTERC CDM-R 70W/830 E26 PAR30L 30D 1CT	97 mm	95 mm	123 mm	118 mm
MASTERC CDM-R 70W/830 E26 PAR30L 40D 1CT	97 mm	95 mm	120 mm	118 mm
MASTERC CDM-R 70W/830 E27 PAR30L 40D 1CT	97 mm	95 mm	123 mm	120 mm
MASTERC CDM-R 70W/830 E27 PAR30L 40D 1CT	97 mm	95 mm	123 mm	120 mm
MASTERC CDM-R 70W/942 E26 PAR30L 40D 1CT	97 mm	95 mm	120 mm	118 mm

General Information

Operating Position UNIVERSAL

Controls and Dimming

Dimmable No

Mechanical and Housing

Bulb Finish Clear

General Information

Order Code	Full Product Name	Cap-Base	Switching Cycle
928071000691	MASTERC CDM-R 35W/830 E27 PAR30L 30D 1CT	E27	1,000
928071200691	MASTERC CDM-R 70W/830 E27 PAR30L 40D 1CT	E27	1,050
928071200694	MASTERC CDM-R 70W/830 E27 PAR30L 40D 1CT	E27	1,050
928073500610	MASTERC CDM-R 70W/830 E26 PAR30L 10D 1CT	E26	-
928073800610	MASTERC CDM-R 70W/830 E26 PAR30L 40D 1CT	E26	-
928085300610	MASTERC CDM-R 35W/830 E26 PAR20 10D 1CT	E26	-

Order Code	Full Product Name	Cap-Base	Switching Cycle
928085400610	MASTERC CDM-R 35W/830 E26 PAR20 30D 1CT	E26	-
928085600610	MASTERC CDM-R 35W/830 E26 PAR30L 30D 1CT	E26	-
928087500610	MASTERC CDM-R 70W/942 E26 PAR30L 40D 1CT	E26	-
928091600610	MASTERC CDM-R 35W/942 E26 PAR20 30D 1CT	E26	-
928091800610	MASTERC CDM-R 35W/942 E26 PAR20 10D 1CT	E26	-
928094400610	MASTERC CDM-R 70W/830 E26 PAR30L 30D 1CT	E26	-

Light Technical (1/2)

MASTERCcolour CDM-R

Order Code	Full Product Name	Beam Angle (Nom)	Chromaticity Coordinate X (Nom)	Chromaticity Coordinate Y (Nom)	Color Designation	Correlated Color Temperature (Nom)	Color rendering index (CRI)	LLMF At End Of Nominal Lifetime (Nom)
928071000691	MASTERC CDM-R 35W/830 E27 PAR30L 30D 1CT	30 degree(s)	0.431	0.400	Warm White (WW)	3000 K	81	48 %
928071200691	MASTERC CDM-R 70W/830 E27 PAR30L 40D 1CT	40 degree(s)	0.427	0.397	Warm White (WW)	3000 K	81	62 %
928071200694	MASTERC CDM-R 70W/830 E27 PAR30L 40D 1CT	40 degree(s)	0.427	0.397	Warm White (WW)	3000 K	81	62 %
928073500610	MASTERC CDM-R 70W/830 E26 PAR30L 10D 1CT	10 degree(s)	0.427	0.397	Warm White (WW)	3000 K	81	-
928073800610	MASTERC CDM-R 70W/830 E26 PAR30L 40D 1CT	40 degree(s)	0.427	0.397	Warm White (WW)	3000 K	81	-
928085300610	MASTERC CDM-R 35W/830 E26 PAR20 10D 1CT	10 degree(s)	0.433	0.402	Warm White (WW)	3000 K	81	-
928085400610	MASTERC CDM-R 35W/830 E26 PAR20 30D 1CT	30 degree(s)	0.433	0.402	Warm White (WW)	3000 K	81	-
928085600610	MASTERC CDM-R 35W/830 E26 PAR30L 30D 1CT	30 degree(s)	0.431	0.400	Warm White (WW)	3000 K	81	-
928087500610	MASTERC CDM-R 70W/942 E26 PAR30L 40D 1CT	40 degree(s)	0.371	0.366	Cool White (CW)	4200 K	93	-
928091600610	MASTERC CDM-R 35W/942 E26 PAR20 30D 1CT	30 degree(s)	0.375	0.370	Cool White (CW)	4200 K	92	-
928091800610	MASTERC CDM-R 35W/942 E26 PAR20 10D 1CT	10 degree(s)	0.375	0.370	Cool White (CW)	4200 K	92	-
928094400610	MASTERC CDM-R 70W/830 E26 PAR30L 30D 1CT	30 degree(s)	0.427	0.397	Warm White (WW)	3000 K	81	-

Light Technical (2/2)

Order Code	Full Product Name	Luminous Flux	Luminous Intensity (Nom)	Order Code	Full Product Name	Luminous Flux	Luminous Intensity (Nom)
928071000691	MASTERC CDM-R 35W/830 E27 PAR30L 30D 1CT	-	7,400 cd	928085400610	MASTERC CDM-R 35W/830 E26 PAR20 30D 1CT	-	5,300 cd
928071200691	MASTERC CDM-R 70W/830 E27 PAR30L 40D 1CT	4,500 lm	9,500 cd	928085600610	MASTERC CDM-R 35W/830 E26 PAR30L 30D 1CT	-	7,400 cd
928071200694	MASTERC CDM-R 70W/830 E27 PAR30L 40D 1CT	-	9,500 cd	928087500610	MASTERC CDM-R 70W/942 E26 PAR30L 40D 1CT	-	9,000 cd
928073500610	MASTERC CDM-R 70W/830 E26 PAR30L 10D 1CT	-	68,000 cd	928091600610	MASTERC CDM-R 35W/942 E26 PAR20 30D 1CT	1,900 lm	5,000 cd
928073800610	MASTERC CDM-R 70W/830 E26 PAR30L 40D 1CT	4,500 lm	9,500 cd	928091800610	MASTERC CDM-R 35W/942 E26 PAR20 10D 1CT	1,900 lm	21,500 cd
928085300610	MASTERC CDM-R 35W/830 E26 PAR20 10D 1CT	-	21,000 cd	928094400610	MASTERC CDM-R 70W/830 E26 PAR30L 30D 1CT	4,500 lm	13,500 cd

Operating and Electrical

MASTERCcolour CDM-R

Order Code	Full Product Name	Warm-up		
		time to 60% light	Voltage (Nom)	Power Consumption
928071000691	MASTERC CDM-R 35W/830 E27 PAR30L 30D 1CT	120 s	86 V	39.1 W
928071200691	MASTERC CDM-R 70W/830 E27 PAR30L 40D 1CT	120 s	90 V	73.2 W
928071200694	MASTERC CDM-R 70W/830 E27 PAR30L 40D 1CT	120 s	90 V	73.2 W
928073500610	MASTERC CDM-R 70W/830 E26 PAR30L 10D 1CT	120 s	90 V	73.2 W
928073800610	MASTERC CDM-R 70W/830 E26 PAR30L 40D 1CT	120 s	90 V	73.2 W
928085300610	MASTERC CDM-R 35W/830 E26 PAR20 10D 1CT	120 s	88 V	39.1 W

Order Code	Full Product Name	Warm-up		
		time to 60% light	Voltage (Nom)	Power Consumption
928085400610	MASTERC CDM-R 35W/830 E26 PAR20 30D 1CT	120 s	88 V	39.1 W
928085600610	MASTERC CDM-R 35W/830 E26 PAR30L 30D 1CT	120 s	86 V	39.1 W
928087500610	MASTERC CDM-R 70W/942 E26 PAR30L 40D 1CT	-	88 V	73.2 W
928091600610	MASTERC CDM-R 35W/942 E26 PAR20 30D 1CT	-	85 V	39.1 W
928091800610	MASTERC CDM-R 35W/942 E26 PAR20 10D 1CT	-	85 V	39.1 W
928094400610	MASTERC CDM-R 70W/830 E26 PAR30L 30D 1CT	-	90 V	73.2 W

Mechanical and Housing

Order Code	Full Product Name	Bulb Shape
928071000691	MASTERC CDM-R 35W/830 E27 PAR30L 30D 1CT	PAR30L
928071200691	MASTERC CDM-R 70W/830 E27 PAR30L 40D 1CT	PAR30L
928071200694	MASTERC CDM-R 70W/830 E27 PAR30L 40D 1CT	PAR30L
928073500610	MASTERC CDM-R 70W/830 E26 PAR30L 10D 1CT	PAR30L
928073800610	MASTERC CDM-R 70W/830 E26 PAR30L 40D 1CT	PAR30L
928085300610	MASTERC CDM-R 35W/830 E26 PAR20 10D 1CT	PAR20

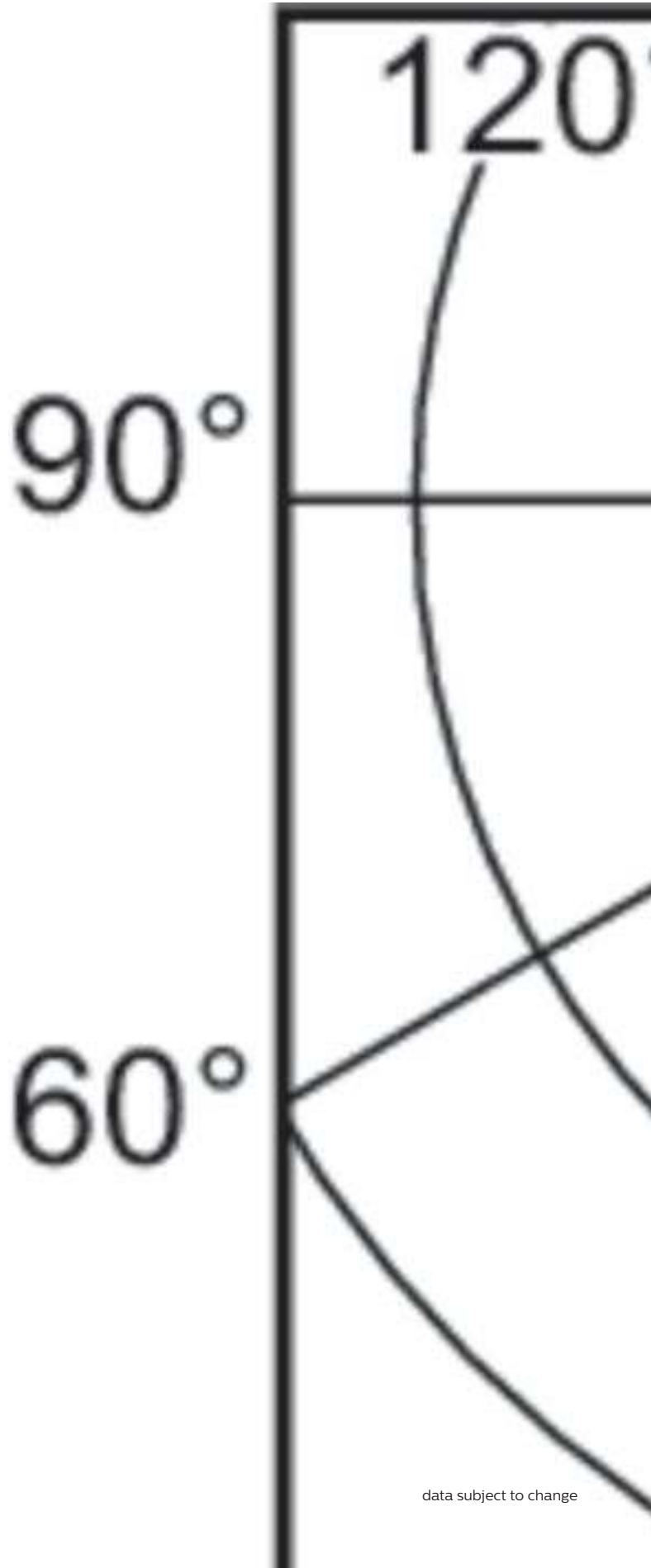
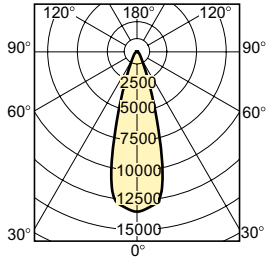
Order Code	Full Product Name	Bulb Shape
928085400610	MASTERC CDM-R 35W/830 E26 PAR20 30D 1CT	PAR20
928085600610	MASTERC CDM-R 35W/830 E26 PAR30L 30D 1CT	PAR30L
928087500610	MASTERC CDM-R 70W/942 E26 PAR30L 40D 1CT	PAR30L
928091600610	MASTERC CDM-R 35W/942 E26 PAR20 30D 1CT	PAR20
928091800610	MASTERC CDM-R 35W/942 E26 PAR20 10D 1CT	PAR20
928094400610	MASTERC CDM-R 70W/830 E26 PAR30L 30D 1CT	PAR30L

Approval and Application

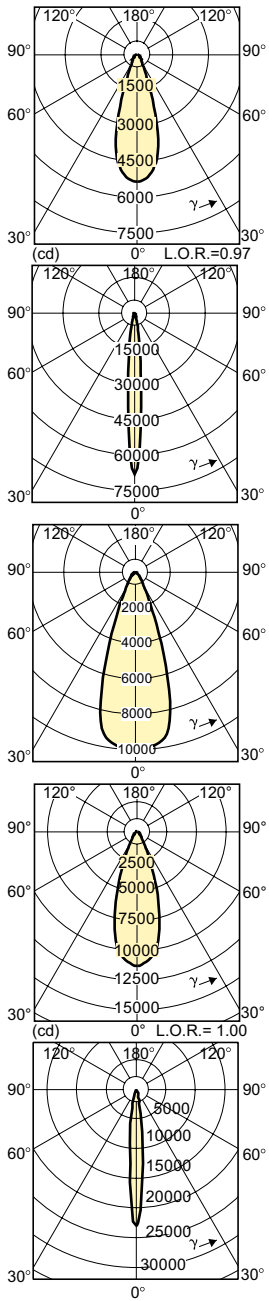
Order Code	Full Product Name	Energy	Mercury (Hg)
		Consumption kWh/1000 h	Content (Nom)
928071000691	MASTERC CDM-R 35W/830 E27 PAR30L 30D 1CT	42 kWh	2.8 mg
928071200691	MASTERC CDM-R 70W/830 E27 PAR30L 40D 1CT	80 kWh	8.3 mg
928071200694	MASTERC CDM-R 70W/830 E27 PAR30L 40D 1CT	80 kWh	8.3 mg
928073500610	MASTERC CDM-R 70W/830 E26 PAR30L 10D 1CT	80 kWh	8.3 mg
928073800610	MASTERC CDM-R 70W/830 E26 PAR30L 40D 1CT	80 kWh	8.3 mg
928085300610	MASTERC CDM-R 35W/830 E26 PAR20 10D 1CT	42 kWh	2.8 mg
928085400610	MASTERC CDM-R 35W/830 E26 PAR20 30D 1CT	42 kWh	2.8 mg

Order Code	Full Product Name	Energy	Mercury (Hg)
		Consumption kWh/1000 h	Content (Nom)
928085600610	MASTERC CDM-R 35W/830 E26 PAR30L 30D 1CT	42 kWh	2.8 mg
928087500610	MASTERC CDM-R 70W/942 E26 PAR30L 40D 1CT	-	6.6 mg
928091600610	MASTERC CDM-R 35W/942 E26 PAR20 30D 1CT	-	2.8 mg
928091800610	MASTERC CDM-R 35W/942 E26 PAR20 10D 1CT	-	2.8 mg
928094400610	MASTERC CDM-R 70W/830 E26 PAR30L 30D 1CT	-	8.3 mg

MASTERColour CDM-R



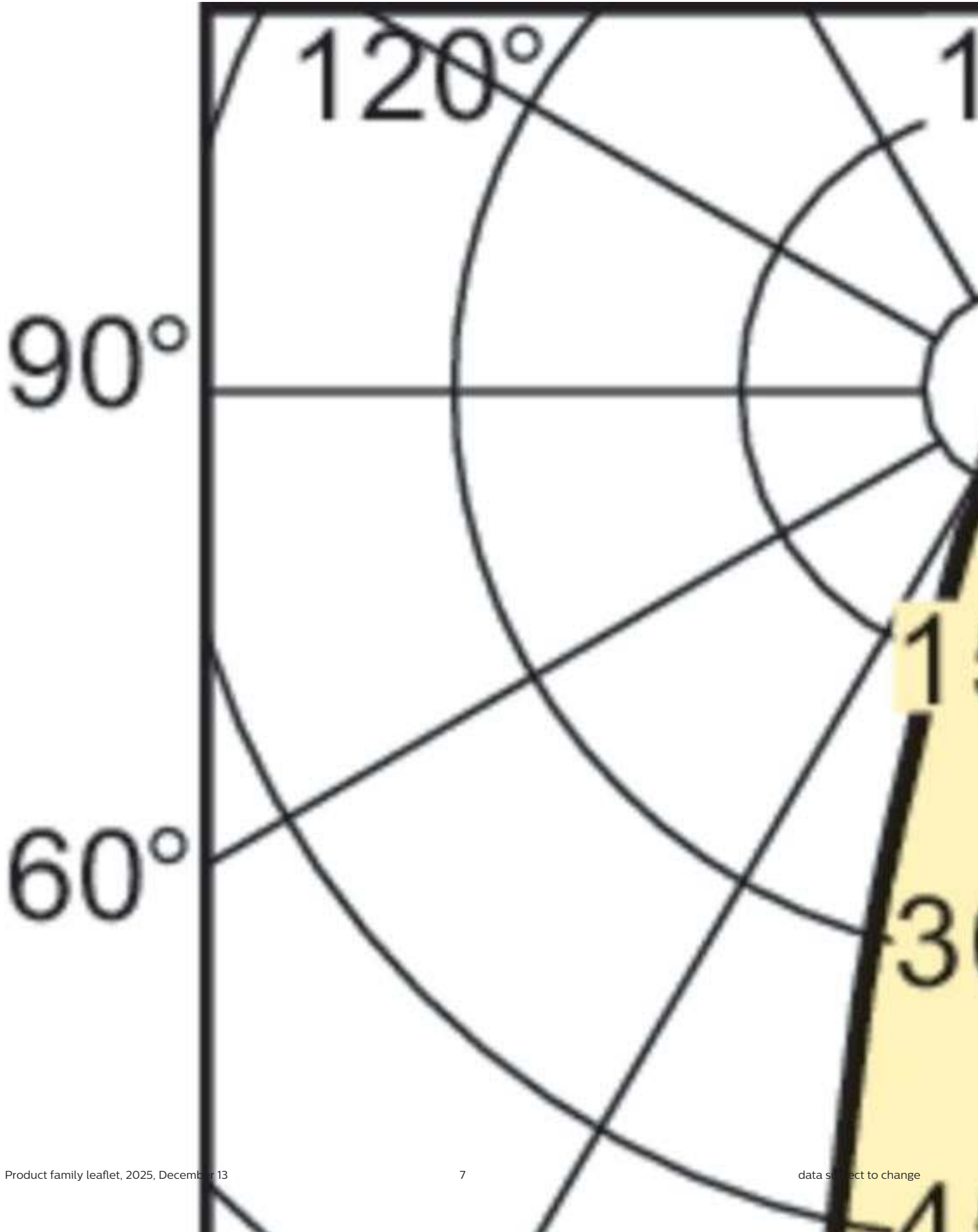
MASTERColour CDM-R



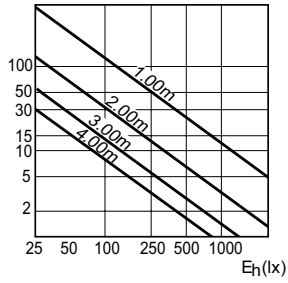
90°

60°

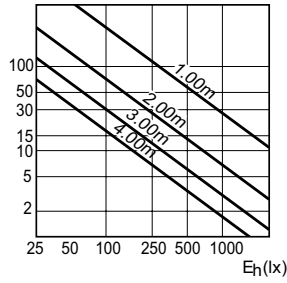




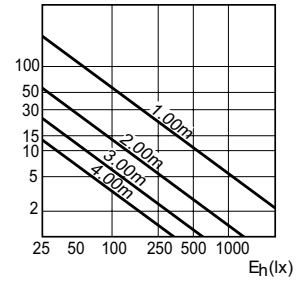
Accent Diagrams



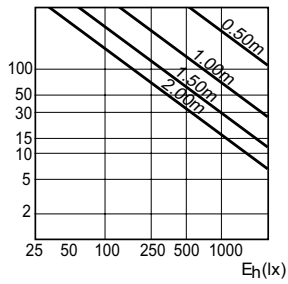
Accent Diagram - MASTERC CDM-R 70W/830
E26 PAR30L 30D 1CT



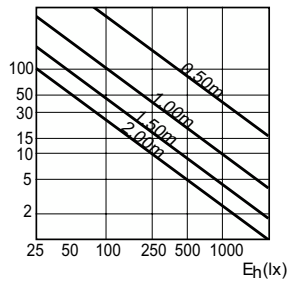
Accent Diagram - MASTERC CDM-R 35W/942
E26 PAR20 10D 1CT



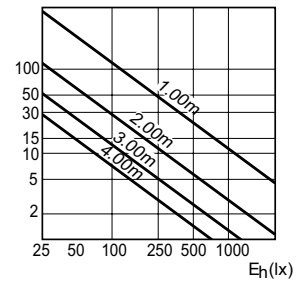
Accent Diagram - MASTERC CDM-R 35W/942
E26 PAR20 30D 1CT



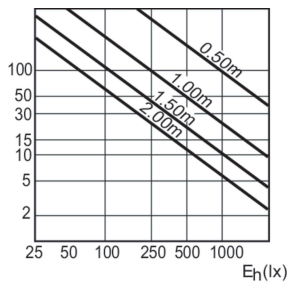
Accent Diagram - MASTERC CDM-R 70W/830
E26 PAR30L 10D 1CT



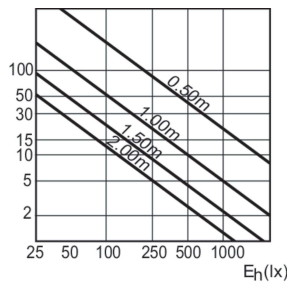
Accent Diagram - MASTERC CDM-R 70W/830
E26 PAR30L 40D 1CT



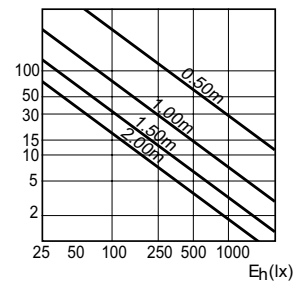
Accent Diagram - MASTERC CDM-R 70W/942
E26 PAR30L 40D 1CT



Accent Diagram - MASTERC CDM-R 35W/830
E26 PAR20 10D 1CT

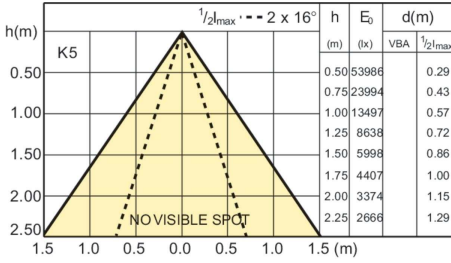


Accent Diagram - MASTERC CDM-R 35W/830
E26 PAR20 30D 1CT

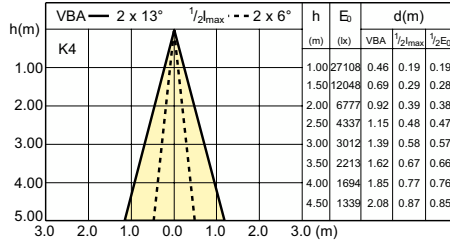


Accent Diagram - MASTERC CDM-R 35W/830
E27 PAR30L 30D 1CT

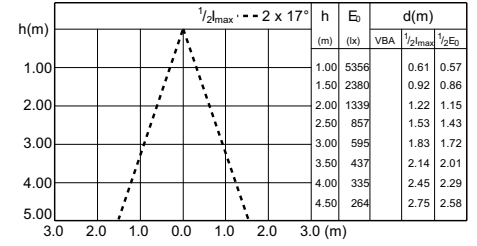
Beam Diagrams



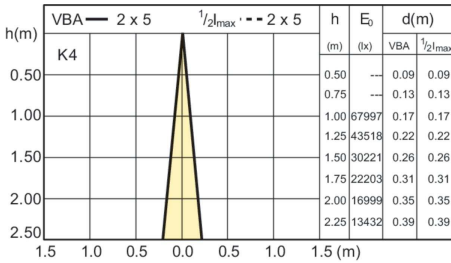
Beam diagram - MASTERC CDM-R 70W/830
E26 PAR30L 30D 1CT



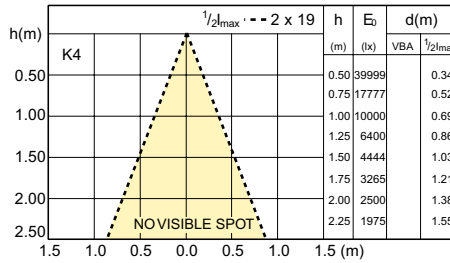
Beam diagram - MASTERC CDM-R 35W/942
E26 PAR20 10D 1CT



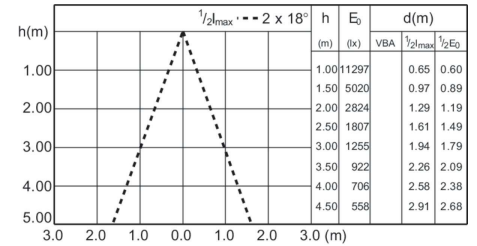
Beam diagram - MASTERC CDM-R 35W/942
E26 PAR20 30D 1CT



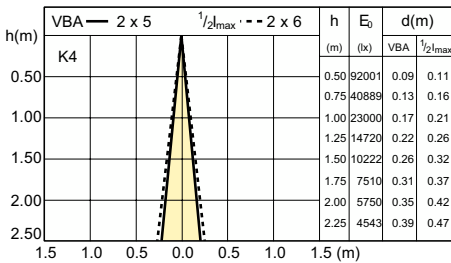
Beam diagram - MASTERC CDM-R 70W/830
E26 PAR30L 10D 1CT



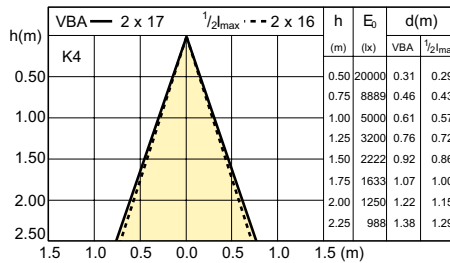
Beam diagram - MASTERC CDM-R 70W/830
E26 PAR30L 40D 1CT



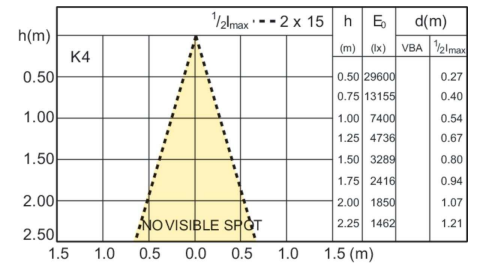
Beam diagram - MASTERC CDM-R 70W/942
E26 PAR30L 40D 1CT



Beam diagram - MASTERC CDM-R 35W/830
E26 PAR20 10D 1CT



Beam diagram - MASTERC CDM-R 35W/830
E26 PAR20 30D 1CT



Beam diagram - MASTERC CDM-R 35W/830
E27 PAR30L 30D 1CT

