



Perfect sparkle, simple use

MASTERColour CDM-R Elite

Compact, very high-efficiency, long-life Ceramic Metal Halide discharge reflector lamp producing crisp white sparkling light with high color rendering

Benefits

- High-efficiency lamp producing crisp white sparkling light that makes merchandise look irresistible
- Stable color and lumen output over life keeps your store attractive season after season
- Easy to install and replace, reducing installation and relamping costs

Features

- Crisp white sparkling light
- Excellent color rendering, with extra red
- High efficacy combined with unparalleled lumen maintenance
- Fits in simple open luminaires
- UV-blocking front glass

Application

- Accent and display lighting retail
- General and decorative indoor lighting

Warnings and Safety

- Use only with electronic control gear
- Control gear must include end-of-life protection (IEC61167, IEC 62035)
- A lamp breaking is extremely unlikely to have any impact on your health. If a lamp breaks, ventilate the room for 30 minutes and remove the parts, preferably with gloves. Put them in a sealed plastic bag and take it to your local waste facilities for recycling. Do not use a vacuum cleaner.

MASTERColour CDM-R Elite

Versions

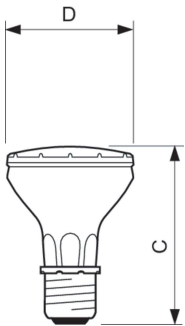
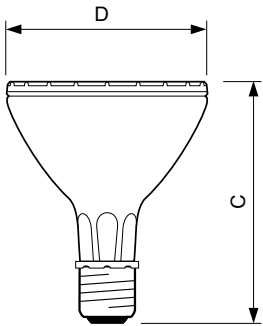


LPPR CDM-R-E 0004



LPPR CDM-R-E 0005

Dimensional drawing



Product	D (max)	C (max)
MC CDM-R Elite 70W/942 E27 PAR30L 30D	97 mm	123 mm

Product	D (max)	C (max)
MC CDM-R Elite 35W/930 E27 PAR20 30D	65 mm	95 mm

MASTERCLOUR CDM-R Elite

General Information	
Cap-Base	E27
Switching Cycle	1,350
Operating Position	UNIVERSAL
Light Technical	
Beam Angle (Nom)	30 degree(s)
Operating and Electrical	
Warm-up time to 60% light	120 s
Controls and Dimming	
Dimmable	No
Mechanical and Housing	
Bulb Finish	Clear

Light Technical (1/2)

Order Code	Full Product Name	Chromaticity Coordinate X (Nom)	Chromaticity Coordinate Y (Nom)	Color Designation	Correlated Color Temperature (Nom)	Color rendering index (CRI)	LLMF At End Of Nominal Lifetime (Nom)	Luminous Efficacy (rated) (Nom)
65167300	MASTERCLOUR CDM-R Elite 70W/942 E27 PAR30L 30D	0.371	0.366	Cool White (CW)	4200 K	92	75 %	71 lm/W
65157400	MASTERCLOUR CDM-R Elite 35W/930 E27 PAR20 30D	0.434	0.398	Warm White (WW)	3000 K	91	80 %	61 lm/W

Light Technical (2/2)

Order Code	Full Product Name	Luminous Flux	Luminous Intensity (Nom)	Order Code	Full Product Name	Luminous Flux	Luminous Intensity (Nom)
65167300	MASTERCLOUR CDM-R Elite 70W/942 E27 PAR30L 30D	4,500 lm	13,500 cd	65157400	MASTERCLOUR CDM-R Elite 35W/930 E27 PAR20 30D	2,100 lm	6,500 cd

Operating and Electrical

Order Code	Full Product Name	Voltage (Nom)	Power Consumption	Order Code	Full Product Name	Voltage (Nom)	Power Consumption
65167300	MASTERCLOUR CDM-R Elite 70W/942 E27 PAR30L 30D	90 V	73.2 W	65157400	MASTERCLOUR CDM-R Elite 35W/930 E27 PAR20 30D	88 V	39.1 W

Mechanical and Housing

Order Code	Full Product Name	Bulb Shape	Order Code	Full Product Name	Bulb Shape
65167300	MASTERCLOUR CDM-R Elite 70W/942 E27 PAR30L 30D	PAR30L	65157400	MASTERCLOUR CDM-R Elite 35W/930 E27 PAR20 30D	PAR20

Approval and Application

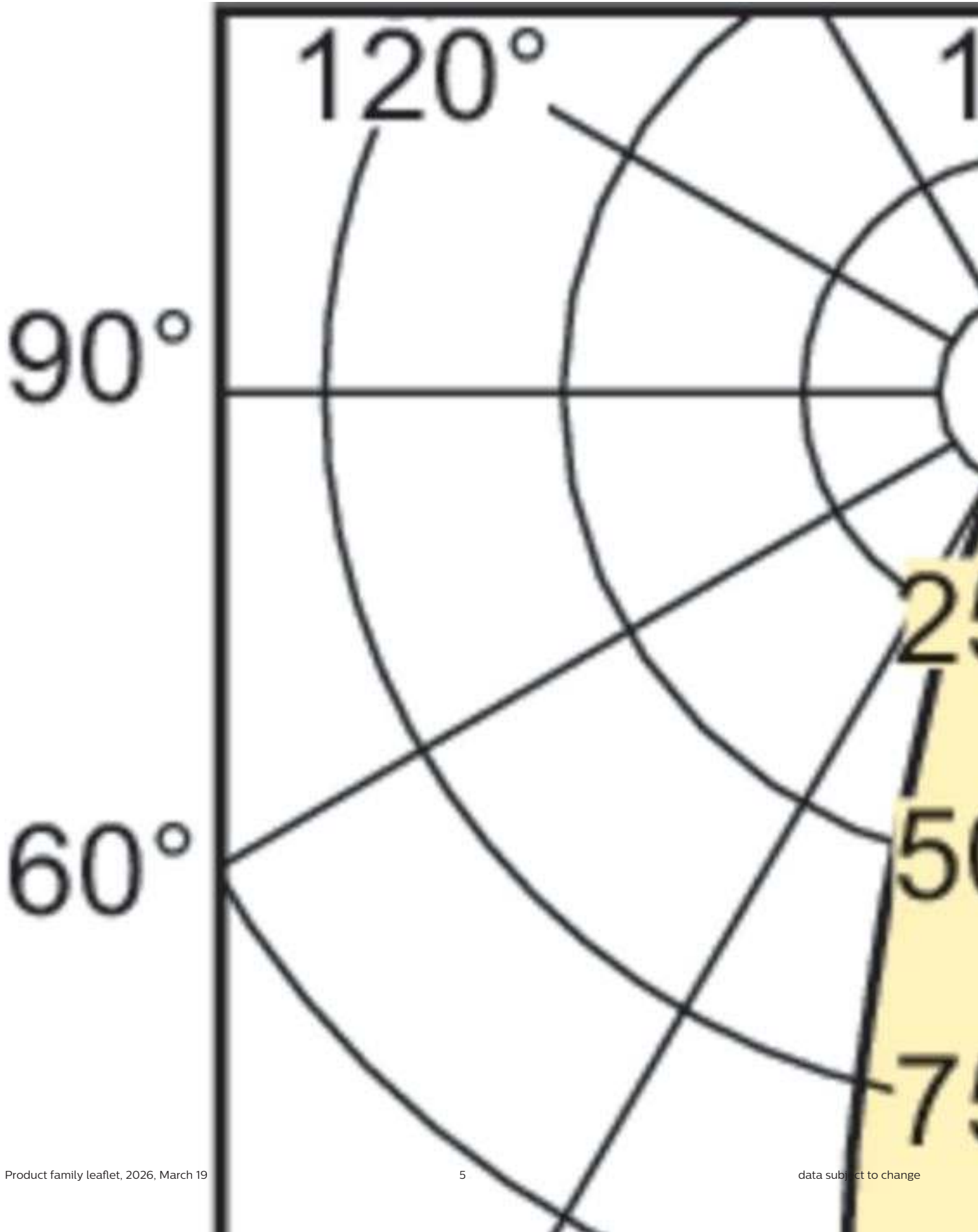
MASTERColour CDM-R Elite

Order Code	Full Product Name	Energy Consumption kWh/1000 h	Mercury (Hg) Content (Max)	Mercury (Hg) Content (Nom)
65167300	MASTERColour CDM-R Elite 70W/942 E27 PAR30L 30D	74 kWh	6.6 mg	6.5 mg
65157400	MASTERColour CDM-R Elite 35W/930 E27 PAR20 30D	40 kWh	4.7 mg	4.7 mg

90°

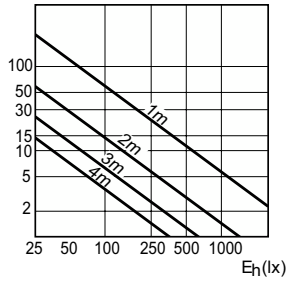
60°

120°

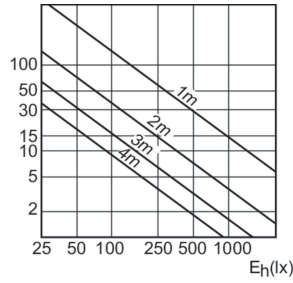


MASTERCoulour CDM-R Elite

Accent Diagrams

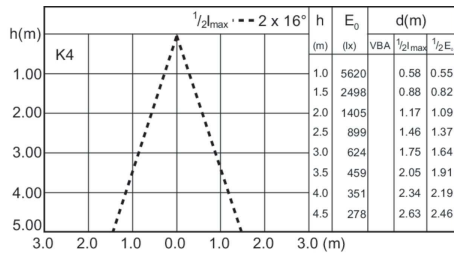


Accent Diagram - MC CDM-R Elite 35W/930
E27 PAR20 30D

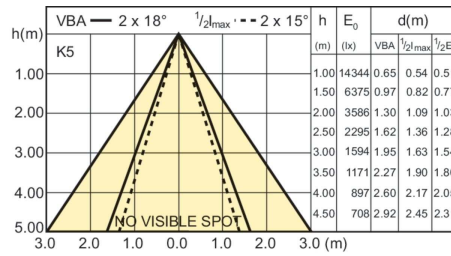


Accent Diagram - MC CDM-R Elite 70W/942
E27 PAR30L 30D

Beam Diagrams



Beam diagram - MC CDM-R Elite 35W/930 E27
PAR20 30D



Beam diagram - MC CDM-R Elite 70W/942 E27
PAR30L 30D

