



Perfect sparkle, trendy design

MASTERColour CDM-R111 Elite

MASTERColour CDM-R111 Elite combines the trendy look of 111 mm aluminum-reflector halogen lamps with the long life, high energy efficiency and crisp white light of MASTERColour CDM.

Benefits

- Crisp white sparkling light
- Easy installation
- Less glare, comfort for shoppers and staff

Features

- High lamp efficacy
- Long lamp lifetime compared to incandescent and halogen lamps
- The ceramic discharge tube is optimally positioned and stable in the reflector
- UV-block burner capsule
- Anti-glare cap design

Application

- Accent and decorative lighting: display lighting with sparkling, theatrical effects, even in surroundings with very high background ambient light levels, such as shops windows
- General lighting: in downlighters, a warm and comfortable atmosphere can be created

Warnings and Safety

- Control gear must include end-of-life protection (IEC61167, IEC 62035)
- Use only with electronic control gear. 35W/930 lamps may also use electromagnetic gear.
- A lamp breaking is extremely unlikely to have any impact on your health. If a lamp breaks, ventilate the room for 30 minutes and remove the parts, preferably with gloves. Put them in a sealed plastic bag and take it to your local waste facilities for recycling. Do not use a vacuum cleaner.

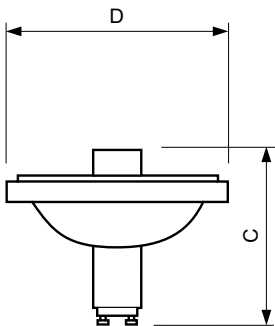
MASTERC colour CDM-R111 Elite

Versions



LPPR_CDMR111E_0001-Product photo

Dimensional drawing



Product	D (max)	C (max)
MASTERC CDM-R111 Elite 35W/930 GX8.5 40D	111 mm	95 mm
MASTERC CDM-R111 Elite 70W/930 GX8.5 24D	111 mm	95 mm
MASTERC CDM-R111 Elite 70W/930 GX8.5 40D	111 mm	95 mm

General Information

Cap base	GX8.5
Switching Cycle	1,050
Operating position	UNIVERSAL

Light Technical

Chromaticity Coordinate X (Nom)	0.434
Chromaticity Coordinate Y (Nom)	0.398
Colour designation	Warm White (WW)
Correlated Colour Temperature (Nom)	3000 K
LLMF at end of nominal lifetime (nom.)	70 %

Operating and Electrical

Warm-up time to 60% light	120 s
Voltage (nom.)	89 V

Controls and Dimming

Dimmable	No
----------	----

Mechanical and Housing

Lamp Finish	Reflector
Bulb shape	R111

Light Technical (1/2)

Order Code	Full Product Name	Beam angle (nom.)	Colour rendering index (CRI)	Luminous efficacy (rated) (nom.)	Luminous Flux
928195505330	MASTERC CDM-R111 Elite 35W/930 GX8.5 40D	40 degree(s)	90	46 lm/W	1,750 lm
928195705330	MASTERC CDM-R111 Elite 70W/930 GX8.5 24D	24 degree(s)	92	50 lm/W	3,550 lm
928195805330	MASTERC CDM-R111 Elite 70W/930 GX8.5 40D	40 degree(s)	92	50 lm/W	3,550 lm

Light Technical (2/2)

MASTERC colour CDM-R111 Elite

Order Code	Full Product Name	Luminous intensity (nom.)
928195505330	MASTERC CDM-R111 Elite 35W/930 GX8.5 40D	4,500 cd
928195705330	MASTERC CDM-R111 Elite 70W/930 GX8.5 24D	16,000 cd

Order Code	Full Product Name	Luminous intensity (nom.)
928195805330	MASTERC CDM-R111 Elite 70W/930 GX8.5 40D	8,500 cd

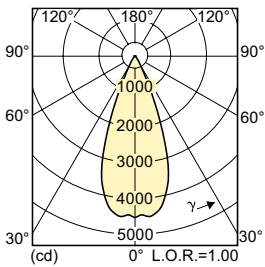
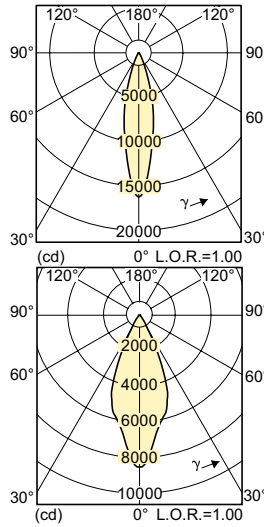
Operating and Electrical

Order Code	Full Product Name	Power Consumption
928195505330	MASTERC CDM-R111 Elite 35W/930 GX8.5 40D	39.1 W
928195705330	MASTERC CDM-R111 Elite 70W/930 GX8.5 24D	73.2 W

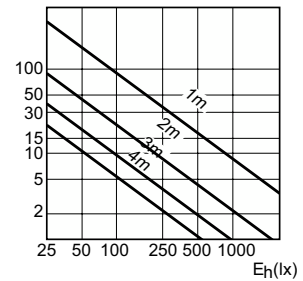
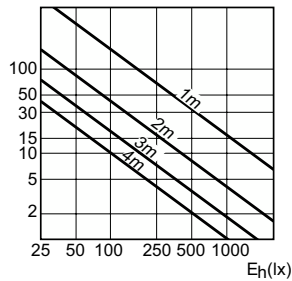
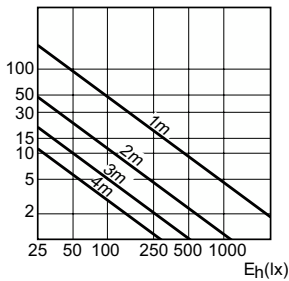
Order Code	Full Product Name	Power Consumption
928195805330	MASTERC CDM-R111 Elite 70W/930 GX8.5 40D	73.2 W

Approval and Application

Order Code	Full Product Name	Energy consumption kWh/1,000 hours	Mercury (Hg) content (max.)	Mercury (Hg) content (nom.)
928195505330	MASTERC CDM-R111 Elite 35W/930 GX8.5 40D	40 kWh	4.7 mg	4.7 mg
928195705330	MASTERC CDM-R111 Elite 70W/930 GX8.5 24D	74 kWh	6.6 mg	6.6 mg
928195805330	MASTERC CDM-R111 Elite 70W/930 GX8.5 40D	74 kWh	6.6 mg	6.6 mg



Accent Diagrams



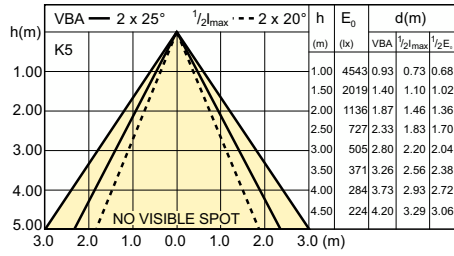
Accent Diagram - MASTERC CDM-R111 Elite 35W/930 GX8.5 40D

Accent Diagram - MASTERC CDM-R111 Elite 70W/930 GX8.5 24D

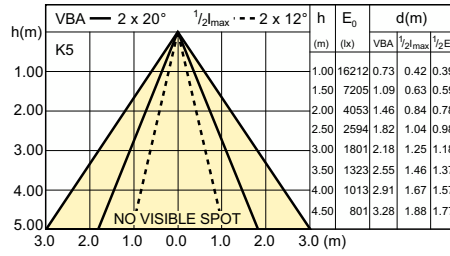
Accent Diagram - MASTERC CDM-R111 Elite 70W/930 GX8.5 40D

MASTERCoulour CDM-R111 Elite

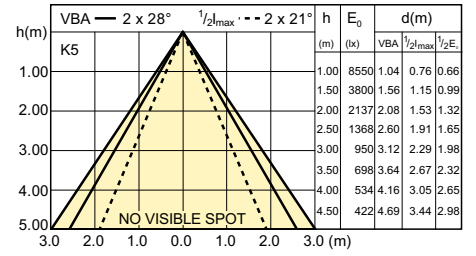
Beam Diagrams



Beam diagram - MASTERC CDM-R111 Elite
35W/930 GX8.5 40D



Beam diagram - MASTERC CDM-R111 Elite
70W/930 GX8.5 24D



Beam diagram - MASTERC CDM-R111 Elite
70W/930 GX8.5 40D

