



Product Description

MASTERColour CDM-TC Elite

Single-ended, compact size, high-efficiency Ceramic Metal Halide discharge lamp

Benefits

- Outstanding rendering of displayed merchandise due to high colour rendering (Ra 90) in combination with high lumen output; best offer in the market for 'enhancing merchandize'
- Excellent colour quality remains stable over lifetime
- Light output over lifetime maintains display brightness
- High efficacy and long lifetime for lowest operating costs and low heat generation
- Relatively low heat generation enhances comfort for shoppers and staff
- UV Block for reduced fading risk of merchandise
- Allows design of very compact luminaires with high beam intensities

Features

- Crisp white light
- Excellent colour rendering (Ra 90)
- Reliable lifetime performance
- Stable colour performance during lifetime
- Increased light output compared with regular MASTERColour lamps
- Improved maintenance compared with regular MASTERColour lamps
- Burning position for
 - CDM Elite-TC 35W: vertical +/- 60 degrees
 - CDM Elite-TC 70W: universal

Application

- Accent and display lighting with a sparkling effect, excellent solution for Retail
- General and decorative lighting

MASTERCoulour CDM-TC Elite

Warnings and Safety

- Use only in totally enclosed luminaire, even during testing (IEC61167, IEC 62035, IEC60598)
- The luminaire must be able to contain hot lamp parts if the lamp ruptures
- Use only with electronic control gear
- Control gear must include end-of-life protection (IEC61167, IEC 62035)
- A lamp breaking is extremely unlikely to have any impact on your health. If a lamp breaks, ventilate the room for 30 minutes and remove the parts, preferably with gloves. Put them in a sealed plastic bag and take it to your local waste facilities for recycling. Do not use a vacuum cleaner.

Versions

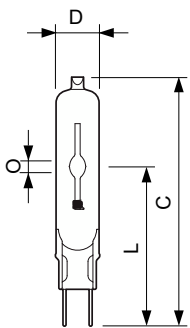
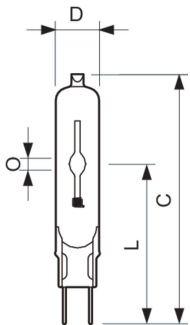


LPPR CDM-TC 0001



LPPR CDMTC-E 0003

Dimensional drawing



| Product | D (max) | O | L (min) | L (max) | L | C (max) |
|---|---------|---------|---------|---------|-------|---------|
| MASTERC CDM-TC Elite 35W/930 G8.5 1CT/12 | 15 mm | 4.8 mm | 51 mm | 53 mm | 52 mm | 85 mm |
| MASTERC CDM-TC Elite 35W/942 G8.5 1CT | 15 mm | 5.2 mm | 51 mm | 53 mm | 52 mm | 85 mm |
| MASTERC CDM-TC Elite 50W/930 G8.5 1CT/12 | 15 mm | 6 mm | 51 mm | 53 mm | 52 mm | 85 mm |
| MASTERC CDM-TC Elite 70W/930 G8.5 1CT/12 | 15 mm | 7.15 mm | 51 mm | 53 mm | 52 mm | 85 mm |
| MASTERC CDM-TC Elite 70W/942 G8.5 1CT | 15 mm | 7.75 mm | 51 mm | 53 mm | 52 mm | 85 mm |

| Product | D (max) | D | O | L (min) | L (max) | L | C (max) |
|---|---------|---------|------|---------|---------|-------|---------|
| MASTERC CDM-TC Elite 20W/830 G8.5 1CT/12 | 15 mm | 0.55 in | 4 mm | 51 mm | 53 mm | 52 mm | 85 mm |

MASTERC colour CDM-TC Elite

| General Information | |
|------------------------|-----------|
| Cap base | G8.5 |
| Operating position | UNIVERSAL |
| Controls and Dimming | |
| Dimmable | No |
| Mechanical and Housing | |
| Lamp Finish | Clear |
| Bulb shape | T14 |

Light Technical

| Order Code | Full Product Name | Chromaticity | Chromaticity | Colour designation | Correlated Colour | Colour | Luminous efficacy (rated) (nom.) | Luminous Flux |
|--------------|---|-----------------------|-----------------------|--------------------|-------------------|--------------------------|-------------------------------------|---------------|
| | | Coordinate X (Nom) | Coordinate Y (Nom) | | Temperature (Nom) | rendering index (CRI) | | |
| 928183405125 | MASTERC CDM-TC Elite 20W/830 G8.5 1CT/12 | 0.434 | 0.398 | Warm White (WW) | 3000 K | 85 | 87 lm/W | 1,750 lm |
| 928189105131 | MASTERC CDM-TC Elite 35W/930 G8.5 1CT/12 | 0.434 | 0.398 | Warm White (WW) | 3000 K | 90 | 102 lm/W | 4,000 lm |
| 928193805131 | MASTERC CDM-TC Elite 35W/942 G8.5 1CT | 0.371 | 0.366 | Cool White (CW) | 4200 K | 90 | 97 lm/W | 3,800 lm |
| 928189505131 | MASTERC CDM-TC Elite 70W/930 G8.5 1CT/12 | 0.434 | 0.398 | Warm White (WW) | 3000 K | 90 | 107 lm/W | 7,800 lm |
| 928193905131 | MASTERC CDM-TC Elite 70W/942 G8.5 1CT | 0.371 | 0.366 | Cool White (CW) | 4200 K | 92 | 102 lm/W | 7,450 lm |
| 928191805131 | MASTERC CDM-TC Elite 50W/930 G8.5 1CT/12 | 0.434 | 0.398 | Warm White (WW) | 3000 K | 91 | 108 lm/W | 5,400 lm |

Operating and Electrical

| Order Code | Full Product Name | Voltage (nom.) | Power Consumption | Order Code | Full Product Name | Voltage (nom.) | Power Consumption |
|--------------|---|-------------------|----------------------|--------------|---|-------------------|----------------------|
| 928183405125 | MASTERC CDM-TC Elite 20W/830 G8.5 1CT/12 | 95 V | 20.1 W | 928189505131 | MASTERC CDM-TC Elite 70W/930 G8.5 1CT/12 | 85 V | 73.2 W |
| 928189105131 | MASTERC CDM-TC Elite 35W/930 G8.5 1CT/12 | 85 V | 39.1 W | 928193905131 | MASTERC CDM-TC Elite 70W/942 G8.5 1CT | 88 V | 73.2 W |
| 928193805131 | MASTERC CDM-TC Elite 35W/942 G8.5 1CT | 91 V | 39.1 W | 928191805131 | MASTERC CDM-TC Elite 50W/930 G8.5 1CT/12 | 90 V | 50.2 W |

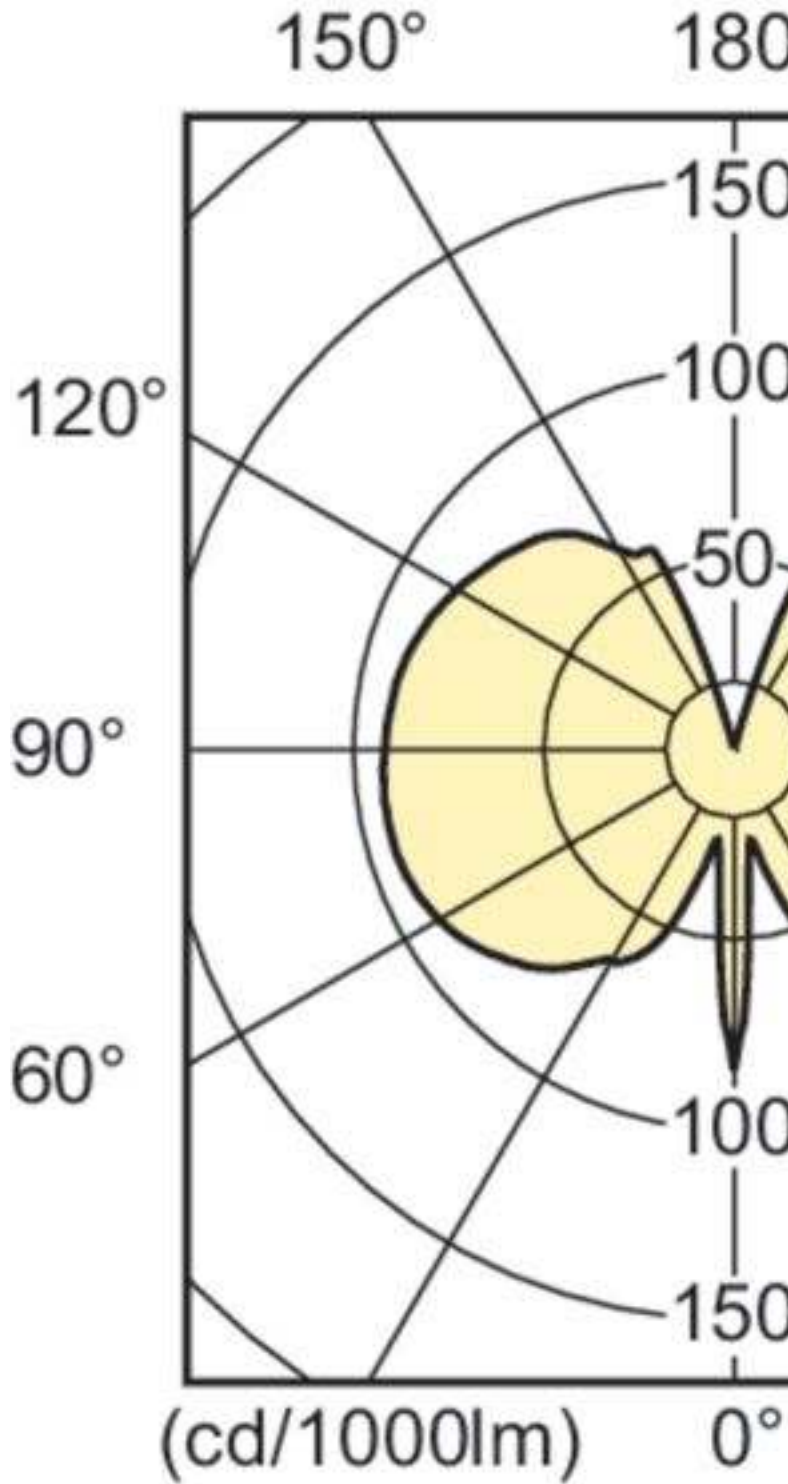
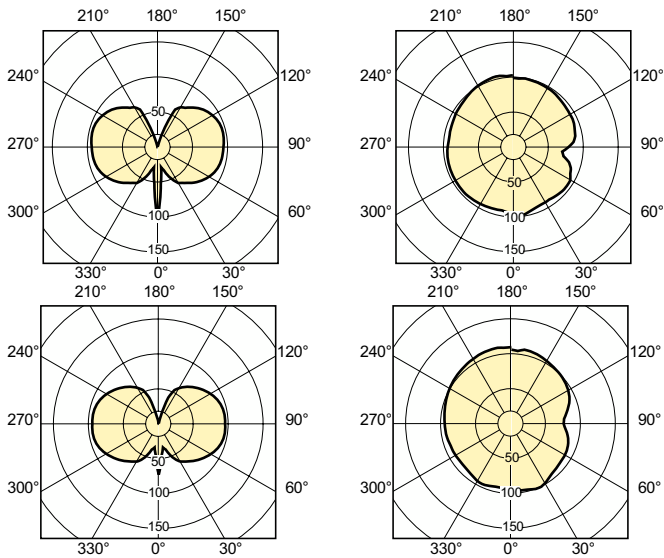
Mechanical and Housing

| Order Code | Full Product Name | Bulb material | Order Code | Full Product Name | Bulb material |
|--------------|--|-----------------|--------------|--|---------------|
| 928183405125 | MASTERC CDM-TC Elite 20W/830 G8.5 1CT/12 | UV-Block Quartz | 928189505131 | MASTERC CDM-TC Elite 70W/930 G8.5 1CT/12 | - |
| 928189105131 | MASTERC CDM-TC Elite 35W/930 G8.5 1CT/12 | - | 928193905131 | MASTERC CDM-TC Elite 70W/942 G8.5 1CT | - |
| 928193805131 | MASTERC CDM-TC Elite 35W/942 G8.5 1CT | - | 928191805131 | MASTERC CDM-TC Elite 50W/930 G8.5 1CT/12 | - |

Approval and Application

MASTERCoulour CDM-TC Elite

| Order Code | Full Product Name | Energy consumption kWh/1,000 hours | Mercury (Hg) content (max.) | Mercury (Hg) content (nom.) |
|--------------|---|------------------------------------|-----------------------------|-----------------------------|
| 928183405125 | MASTERC CDM-TC Elite 20W/830 G8.5 1CT/12 | 21 kWh | 3.5 mg | 3.5 mg |
| 928189105131 | MASTERC CDM-TC Elite 35W/930 G8.5 1CT/12 | 40 kWh | 4.7 mg | 4.7 mg |
| 928193805131 | MASTERC CDM-TC Elite 35W/942 G8.5 1CT | 40 kWh | 4.9 mg | 4.9 mg |
| 928189505131 | MASTERC CDM-TC Elite 70W/930 G8.5 1CT/12 | 74 kWh | 6.6 mg | 6.6 mg |
| 928193905131 | MASTERC CDM-TC Elite 70W/942 G8.5 1CT | 74 kWh | 6.6 mg | 6.6 mg |
| 928191805131 | MASTERC CDM-TC Elite 50W/930 G8.5 1CT/12 | 51 kWh | 6.6 mg | 6.6 mg |



MASTERColour CDM-TC Elite

