



# Cleanroom: when light has to be hygienic, excellent quality and high definition

## Cleanroom CR350B

When operating a highly hygienic facility, the demands placed on light are very high and it must comply with strict standards; it must be easy to clean, dust-free, sealed and waterproof – all while offering exceptional optical performance. Philips CR350B Cleanroom luminaires are designed specifically for facilities where hygiene is critical, such as hospitals, laboratories, surgical and examination rooms, as well as applications in the pharmaceutical industry. These energy-efficient, durable cleanroom lighting solutions deliver excellent quality of light that complies with the strictest norms, as well as legislation that requires special IP65, easy-to-clean, dust-free luminaires. Thanks to excellent quality of light and colour rendering, Cleanroom luminaires also reduce eye strain. This can make all the difference in industries such as cleanroom production, graphics and textile manufacturing where high lumen and low glare light are so important.

### Benefits

- Excellent quality of light
- Complies with cleanroom norms and legislation
- High reliability, low maintenance

### Features

- Fully IP65 and ENEC compliant
- Excellent color rendering CRI >90
- Lumen output up to 6000 lm
- Low glare UGR <19
- Surface-mounted bracket and safety cable available as an accessory

# Cleanroom CR350B

## Application

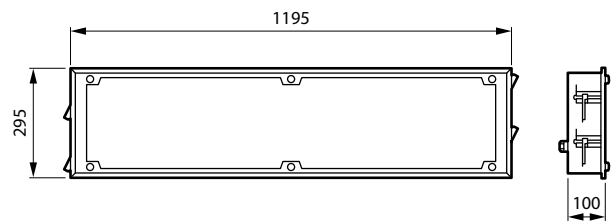
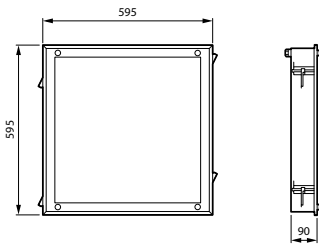
- Surgical and examination rooms
- Laboratories and pharmaceutical facilities
- Cleanroom production areas

## Versions



Photo

## Dimensional drawing



## Product details



Photo



Photo

# Cleanroom CR350B

## Product details



Photo



Photo



Photo



Photo

# Cleanroom CR350B

## General Information

Driver included	Yes
Light source replaceable	No
Number of gear units	1 unit
Service tag	Yes

## Light Technical

Beam angle of light source	120 degree(s)
Correlated Color Temperature (Nom)	4000 K
Optic type	Wide beam

## Operating and Electrical

Protection class IEC	Safety class I
Input Voltage	220 to 240 V
Line Frequency	50 to 60 Hz
Suitable for random switching	No

## Mechanical and Housing

Housing Color	White
Mech. impact protection code	IK09
Ingress protection code	IP65

## Approval and Application

Ambient temperature range	-20 to +35 °C
CE mark	Yes
ENEC mark	ENEC mark
Flammability mark	For mounting on normally flammable surfaces
Glow-wire test	-

## Initial Performance (IEC Compliant)

Luminous flux tolerance	+/-10%
-------------------------	--------

## Light Technical

Order Code	Full Product Name	Color rendering index (CRI)	Luminous Efficacy (rated) (Nom)	Luminous Flux
79707200	CR350B LED40S/940 PSU W60L60 OC	>90	98 lm/W	4,000 lm
79708900	CR350B LED40S/840 PSD W60L60 OC	>80	108 lm/W	4,000 lm
79710200	CR350B LED40S/940 PSD W60L60 OC	>90	98 lm/W	4,000 lm
79713300	CR350B LED60S/940 PSU W60L60 OC	>90	100 lm/W	6,000 lm
79719500	CR350B LED40S/940 PSU W30L120 OC	>90	98 lm/W	4,000 lm

## Operating and Electrical

Order Code	Full Product Name	Power Consumption
79707200	CR350B LED40S/940 PSU W60L60 OC	41 W
79708900	CR350B LED40S/840 PSD W60L60 OC	37 W
79710200	CR350B LED40S/940 PSD W60L60 OC	41 W

Order Code	Full Product Name	Power Consumption
79713300	CR350B LED60S/940 PSU W60L60 OC	60 W
79719500	CR350B LED40S/940 PSU W30L120 OC	41 W

## Controls and Dimming

Order Code	Full Product Name	Dimmable	Maximum dim level
79707200	CR350B LED40S/940 PSU W60L60 OC	No	Not applicable
79708900	CR350B LED40S/840 PSD W60L60 OC	Yes	1%
79710200	CR350B LED40S/940 PSD W60L60 OC	Yes	1%

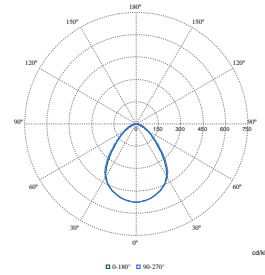
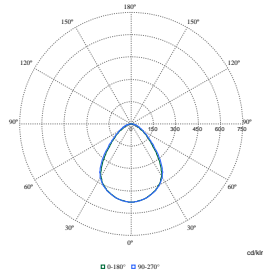
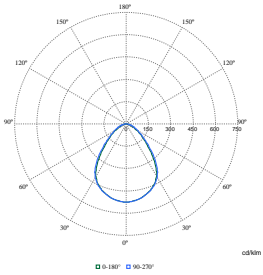
Order Code	Full Product Name	Dimmable	Maximum dim level
79713300	CR350B LED60S/940 PSU W60L60 OC	No	Not applicable
79719500	CR350B LED40S/940 PSU W30L120 OC	No	Not applicable

## Initial Performance (IEC Compliant)

# Cleanroom CR350B

Order Code	Full Product Name	Initial chromaticity	Order Code	Full Product Name	Initial chromaticity
79707200	CR350B LED40S/940 PSU W60L60 OC	(0.39, 0.38) SDCM <3	79713300	CR350B LED60S/940 PSU W60L60 OC	(0.39, 0.38) SDCM <3
79708900	CR350B LED40S/840 PSD W60L60 OC	(0.38, 0.38) SDCM <3	79719500	CR350B LED40S/940 PSU W30L120 OC	(0.39, 0.38) SDCM <3
79710200	CR350B LED40S/940 PSD W60L60 OC	(0.39, 0.38) SDCM <3			

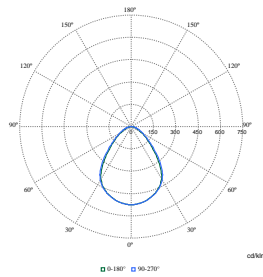
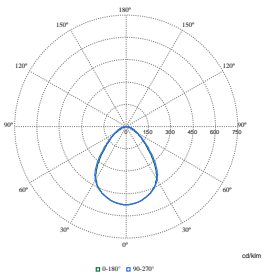
## Polar Wide Diagrams



Polar Normal (separate) - 912401483355

Polar Normal (separate) - 912401483357

Polar Normal (separate) - 912401483360



Polar Normal (separate) - 912401483366

Polar Normal (separate) - 912401483354

