



The affordable LEDspot solution

CorePro LED spot LV

CorePro LEDspots are a perfect fit for spot lighting and deliver warm halogen-like light. They are compatible with most existing fixtures with MR16 GU5.3 holders and are designed as a retrofit replacement for halogen or incandescent spots. CorePro LEDspots deliver huge energy savings and minimize maintenance cost.

Benefits

- Up to 80% energy saving compared with halogen lamps
- Lower maintenance costs
- Broad compatibility with transformers

Features

- Easy retrofit
- Lifetime of 15,000hours
- UV- and IR-free light
- Free of mercury and hazardous materials

Application

- Hotels, restaurants, bars, cafés, museums, shops
- Lobbies, corridors, stairwells, washrooms, reception areas , exhibitions, display cabinets

CorePro LED spot LV

Versions



LEDspots Corepro SLR 2 MR16 GU5,3

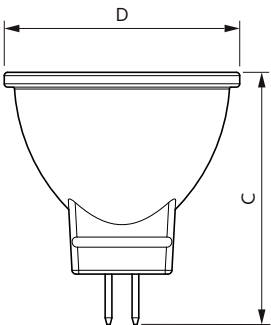
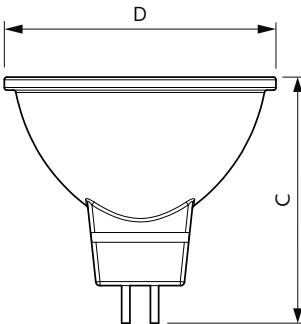
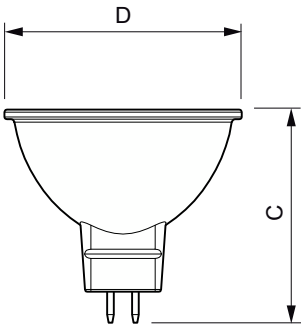


LEDspot GU4 Classic MR11



LEDspots GMGC 2 MR16 GU5,3

Dimensional drawing



Product	D	C
CorePro LED spot ND 2.9-20W MR16 827 36D	50.5 mm	45.5 mm
CorePro LED spot ND 4.4-35W MR16 827 36D	50.5 mm	45.5 mm
CorePro LED spot ND 4.4-35W MR16 840 36D	50.5 mm	45.5 mm
CorePro LED spot ND 7-50W MR16 827 36D	50.5 mm	45 mm
CorePro LED spot ND 7-50W MR16 830 36D	50.5 mm	45 mm
CorePro LED spot ND 7-50W MR16 840 36D	50.5 mm	45 mm
CorePro LED spot ND4.4-35W MR16 827 36DUK	50.5 mm	45.5 mm
CorePro LED spot ND4.4-35W MR16 840 36DUK	50.5 mm	45.5 mm
CorePro LEDspot 4.4-35W MR16 827 36D 5CT	50.5 mm	45.5 mm

Product	D	C
CorePro LED 3-35W 2700K MR16 24D CN	50 mm	46 mm
CorePro LED 3-35W 6500K MR16 24D CN	50 mm	46 mm
CorePro LED 5-50W 2700K MR16 24D CN	50 mm	46 mm
CorePro LED 5-50W 6500K MR16 24D CN	50 mm	46 mm

Product	D	C
CorePro LED spot 2.3-20W 827 MR11 36D	35.5 mm	39.5 mm

CorePro LED spot LV

General Information	
Switching Cycle	50,000
Light Technical	
Color rendering index (CRI)	80
LLMF At End Of Nominal Lifetime (Nom)	70 %
Operating and Electrical	
Input Frequency	- Hz
Line Frequency	- Hz
Starting Time (Nom)	0.5 s
Controls and Dimming	
Dimmable	No

General Information

Order Code	Full Product Name	Cap-Base	Rated Lifetime (Hours)	Nominal lifetime	Order Code	Full Product Name	Cap-Base	Rated Lifetime (Hours)	Nominal lifetime
929002494602	CorePro LED spot ND 4.4-35W MR16 827 36D	GU5.3	-	15,000 hour(s)	929001905002	CorePro LED spot ND 7-50W MR16 840 36D	GU5.3	-	15,000 hour(s)
929002494652	CorePro LEDspot 4.4-35W MR16 827 36D 5CT	GU5.3	-	15,000 hour(s)	929002494502	CorePro LED spot ND 2.9-20W MR16 827 36D	GU5.3	-	15,000 hour(s)
929002494699	CorePro LED spot ND4.4-35W MR16 827 36DUK	GU5.3	-	15,000 hour(s)	929002066402	CorePro LED spot 2.3-20W 827 MR11 36D	GU4	-	25,000 hour(s)
929002494702	CorePro LED spot ND 4.4-35W MR16 840 36D	GU5.3	-	15,000 hour(s)	929001240110	CorePro LED 5-50W 2700K MR16 24D CN	GU5.3	15,000	15,000 hour(s)
929002494799	CorePro LED spot ND4.4-35W MR16 840 36DUK	GU5.3	-	15,000 hour(s)	929001240210	CorePro LED 5-50W 6500K MR16 24D CN	GU5.3	15,000	15,000 hour(s)
929001904802	CorePro LED spot ND 7-50W MR16 827 36D	GU5.3	-	15,000 hour(s)	929001239710	CorePro LED 3-35W 2700K MR16 24D CN	GU5.3	15,000	15,000 hour(s)
929001904902	CorePro LED spot ND 7-50W MR16 830 36D	GU5.3	-	15,000 hour(s)	929001239810	CorePro LED 3-35W 6500K MR16 24D CN	GU5.3	15,000	15,000 hour(s)

Light Technical

Order Code	Full Product Name	Beam Angle (Nom)	Correlated Color Temperature (Nom)	Color Code	Luminous Flux	Luminous Intensity (Nom)
929002494602	CorePro LED spot ND 4.4-35W MR16 827 36D	36 degree(s)	2700 K	827	345 lm	650 cd
929002494652	CorePro LEDspot 4.4-35W MR16 827 36D 5CT	36 degree(s)	2700 K	827	345 lm	650 cd
929002494699	CorePro LED spot ND4.4-35W MR16 827 36DUK	36 degree(s)	2700 K	827	345 lm	650 cd
929002494702	CorePro LED spot ND 4.4-35W MR16 840 36D	36 degree(s)	4000 K	840	390 lm	750 cd
929002494799	CorePro LED spot ND4.4-35W MR16 840 36DUK	36 degree(s)	4000 K	840	390 lm	750 cd
929001904802	CorePro LED spot ND 7-50W MR16 827 36D	36 degree(s)	2700 K	827	621 lm	1,400 cd
929001904902	CorePro LED spot ND 7-50W MR16 830 36D	36 degree(s)	3000 K	830	621 lm	1,400 cd
929001905002	CorePro LED spot ND 7-50W MR16 840 36D	36 degree(s)	4000 K	840	660 lm	1,500 cd
929002494502	CorePro LED spot ND 2.9-20W MR16 827 36D	36 degree(s)	2700 K	827	230 lm	560 cd
929002066402	CorePro LED spot 2.3-20W 827 MR11 36D	36 degree(s)	2700 K	827	184 lm	400 cd
929001240110	CorePro LED 5-50W 2700K MR16 24D CN	24 degree(s)	2700 K	827	400 lm	1,700 cd
929001240210	CorePro LED 5-50W 6500K MR16 24D CN	24 degree(s)	6500 K	865	435 lm	1,700 cd
929001239710	CorePro LED 3-35W 2700K MR16 24D CN	24 degree(s)	2700 K	827	260 lm	1,000 cd

CorePro LED spot LV

Order Code	Full Product Name	Beam Angle (Nom)	Correlated Color Temperature (Nom)	Color Code	Luminous Flux	Luminous Intensity (Nom)
929001239810	CorePro LED 3-35W 6500K MR16 24D CN	24 degree(s)	6500 K	865	290 lm	1,000 cd

Operating and Electrical

Order Code	Full Product Name	Power	Wattage
		Consumption	Equivalent
929002494602	CorePro LED spot ND 4.4-35W MR16 827 36D	4.4 W	35 W
929002494652	CorePro LEDspot 4.4-35W MR16 827 36D 5CT	4.4 W	35 W
929002494699	CorePro LED spot ND4.4-35W MR16 827 36DUK	4.4 W	35 W
929002494702	CorePro LED spot ND 4.4-35W MR16 840 36D	4.4 W	35 W
929002494799	CorePro LED spot ND4.4-35W MR16 840 36DUK	4.4 W	35 W
929001904802	CorePro LED spot ND 7-50W MR16 827 36D	7 W	50 W
929001904902	CorePro LED spot ND 7-50W MR16 830 36D	7 W	50 W

Order Code	Full Product Name	Power	Wattage
		Consumption	Equivalent
929001905002	CorePro LED spot ND 7-50W MR16 840 36D	7 W	50 W
929002494502	CorePro LED spot ND 2.9-20W MR16 827 36D	2.9 W	20 W
929002066402	CorePro LED spot 2.3-20W 827 MR11 36D	2.3 W	20 W
929001240110	CorePro LED 5-50W 2700K MR16 24D CN	5 W	50 W
929001240210	CorePro LED 5-50W 6500K MR16 24D CN	5 W	50 W
929001239710	CorePro LED 3-35W 2700K MR16 24D CN	3 W	35 W
929001239810	CorePro LED 3-35W 6500K MR16 24D CN	3 W	35 W

Temperature

Order Code	Full Product Name	T-Case Maximum (Nom)
929002494602	CorePro LED spot ND 4.4-35W MR16 827 36D	85 °C
929002494652	CorePro LEDspot 4.4-35W MR16 827 36D 5CT	85 °C
929002494699	CorePro LED spot ND4.4-35W MR16 827 36DUK	85 °C
929002494702	CorePro LED spot ND 4.4-35W MR16 840 36D	85 °C
929002494799	CorePro LED spot ND4.4-35W MR16 840 36DUK	85 °C
929001904802	CorePro LED spot ND 7-50W MR16 827 36D	85 °C
929001904902	CorePro LED spot ND 7-50W MR16 830 36D	85 °C

Order Code	Full Product Name	T-Case Maximum (Nom)
929001905002	CorePro LED spot ND 7-50W MR16 840 36D	85 °C
929002494502	CorePro LED spot ND 2.9-20W MR16 827 36D	75 °C
929002066402	CorePro LED spot 2.3-20W 827 MR11 36D	60 °C
929001240110	CorePro LED 5-50W 2700K MR16 24D CN	76 °C
929001240210	CorePro LED 5-50W 6500K MR16 24D CN	76 °C
929001239710	CorePro LED 3-35W 2700K MR16 24D CN	76 °C
929001239810	CorePro LED 3-35W 6500K MR16 24D CN	76 °C

Mechanical and Housing

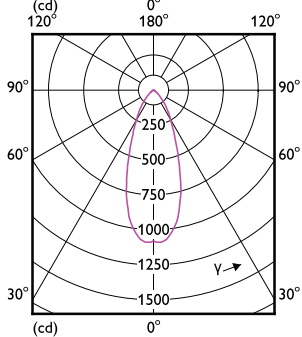
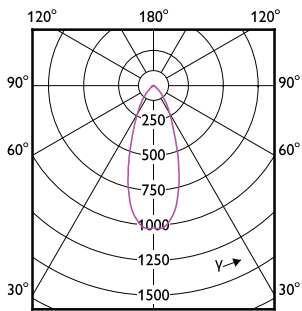
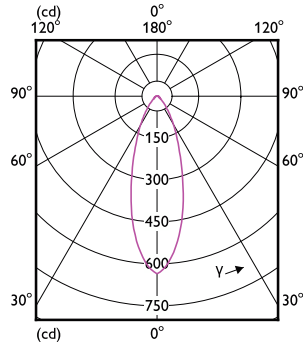
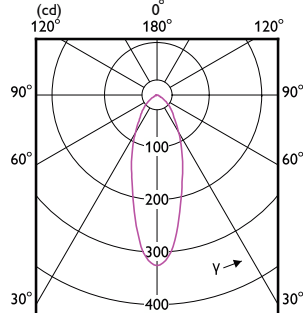
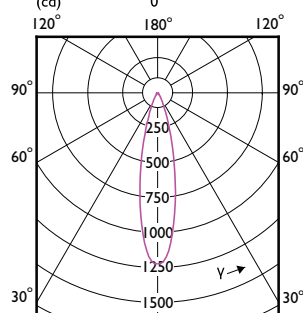
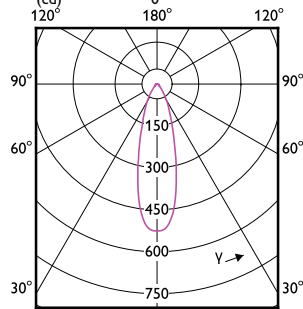
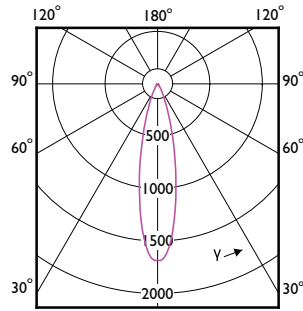
Order Code	Full Product Name	Bulb	Bulb
		Finish	Shape
929002494602	CorePro LED spot ND 4.4-35W MR16 827 36D	Clear	MR16
929002494652	CorePro LEDspot 4.4-35W MR16 827 36D 5CT	-	MR16
929002494699	CorePro LED spot ND4.4-35W MR16 827 36DUK	-	MR16
929002494702	CorePro LED spot ND 4.4-35W MR16 840 36D	Clear	MR16
929002494799	CorePro LED spot ND4.4-35W MR16 840 36DUK	-	MR16
929001904802	CorePro LED spot ND 7-50W MR16 827 36D	Clear	MR16

Order Code	Full Product Name	Bulb	Bulb
		Finish	Shape
929001904902	CorePro LED spot ND 7-50W MR16 830 36D	Clear	MR16
929001905002	CorePro LED spot ND 7-50W MR16 840 36D	Clear	MR16
929002494502	CorePro LED spot ND 2.9-20W MR16 827 36D	Clear	MR16
929002066402	CorePro LED spot 2.3-20W 827 MR11 36D	Clear	MR11
929001240110	CorePro LED 5-50W 2700K MR16 24D CN	-	MR16
929001240210	CorePro LED 5-50W 6500K MR16 24D CN	-	MR16
929001239710	CorePro LED 3-35W 2700K MR16 24D CN	-	MR16
929001239810	CorePro LED 3-35W 6500K MR16 24D CN	-	MR16

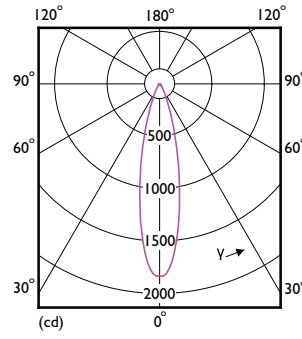
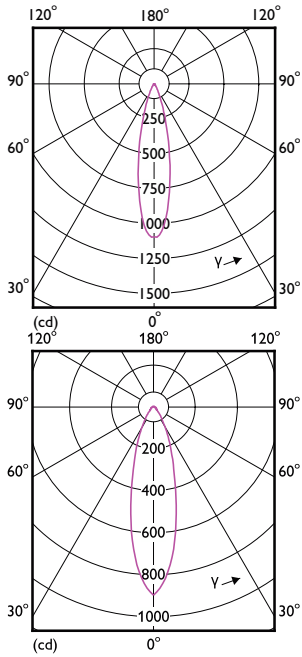
Approval and Application

CorePro LED spot LV

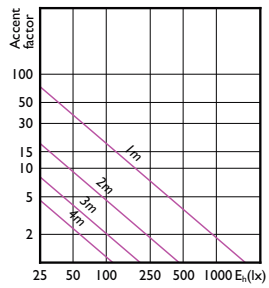
Order Code	Full Product Name	Ambient temperature range	Energy Consumption kWh/1000 h
929002494602	CorePro LED spot ND 4.4-35W MR16 827 36D	-20 to +40 °C	5 kWh
929002494652	CorePro LEDspot 4.4-35W MR16 827 36D 5CT	-20 to +40 °C	5 kWh
929002494699	CorePro LED spot ND4.4-35WMR16 827 36DUK	-20 to +40 °C	5 kWh
929002494702	CorePro LED spot ND 4.4-35W MR16 840 36D	-20 to +40 °C	5 kWh
929002494799	CorePro LED spot ND4.4-35WMR16 840 36DUK	-20 to +40 °C	5 kWh
929001904802	CorePro LED spot ND 7-50W MR16 827 36D	-20 to +40 °C	7 kWh
929001904902	CorePro LED spot ND 7-50W MR16 830 36D	-20 to +40 °C	7 kWh
929001905002	CorePro LED spot ND 7-50W MR16 840 36D	-20 to +40 °C	7 kWh
929002494502	CorePro LED spot ND 2.9-20W MR16 827 36D	-20 to +40 °C	3 kWh
929002066402	CorePro LED spot 2.3-20W 827 MR11 36D	-20 to +40 °C	3 kWh
929001240110	CorePro LED 5-50W 2700K MR16 24D CN	-20 to +45 °C	-
929001240210	CorePro LED 5-50W 6500K MR16 24D CN	-20 to +45 °C	-
929001239710	CorePro LED 3-35W 2700K MR16 24D CN	-20 to +45 °C	-
929001239810	CorePro LED 3-35W 6500K MR16 24D CN	-20 to +45 °C	-



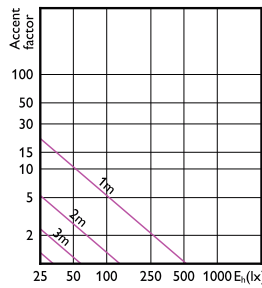
CorePro LED spot LV



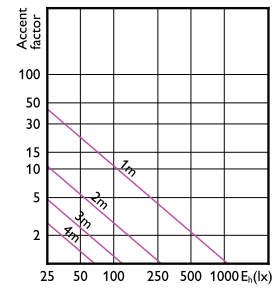
Accent Diagrams



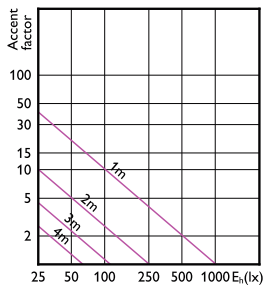
Accent Diagram - CorePro LED 5-50W 6500K
MR16 24D CN



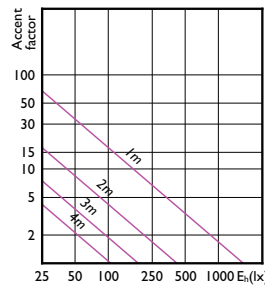
Accent Diagram - CorePro LED spot ND
2.9-20W MR16 827 36D



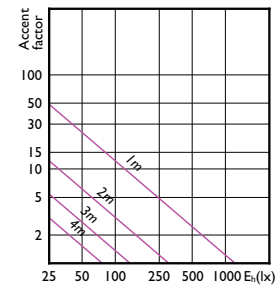
Accent Diagram - CorePro LED spot ND 7-50W
MR16 840 36D



Accent Diagram - CorePro LED spot ND 7-50W
MR16 830 36D



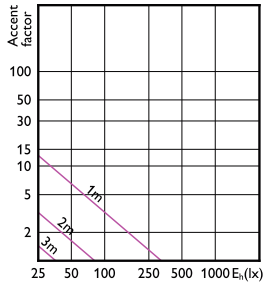
Accent Diagram - CorePro LED 5-50W 2700K
MR16 24D CN



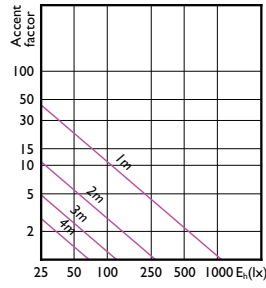
Accent Diagram - CorePro LED 3-35W 6500K
MR16 24D CN

CorePro LED spot LV

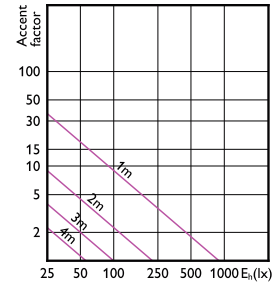
Accent Diagrams



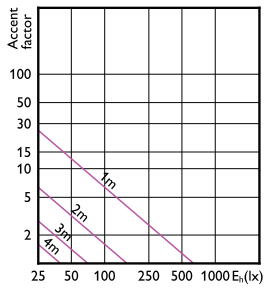
Accent Diagram - CorePro LED spot 2.3-20W
827 MR11 36D



Accent Diagram - CorePro LED 3-35W 2700K
MR16 24D CN

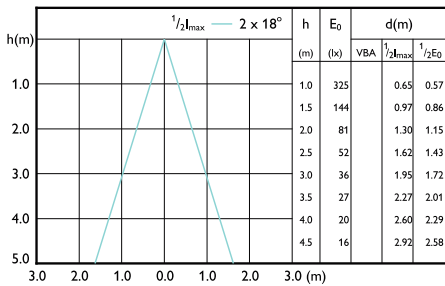


Accent Diagram - CorePro LED spot
ND4.4-35W MR16 840 36DUK

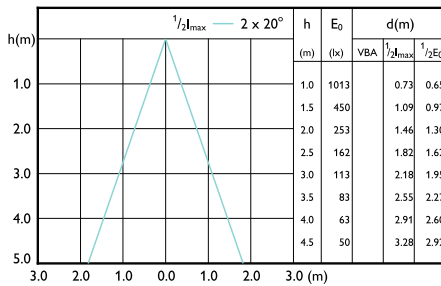


Accent Diagram - CorePro LED spot
ND4.4-35W MR16 827 36DUK

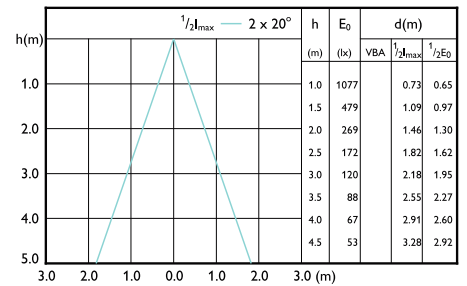
Beam Diagrams



Beam diagram - CorePro LED spot 2.3-20W 827
MR11 36D

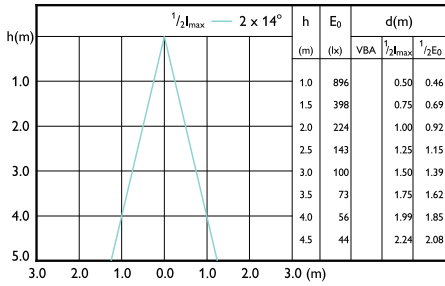


Beam diagram - CorePro LED spot ND 7-50W
MR16 830 36D

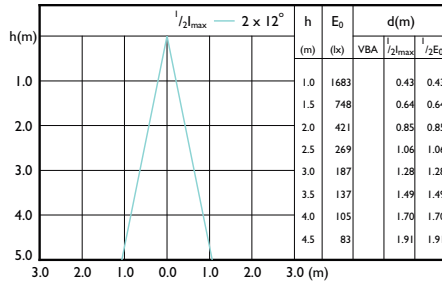


Beam diagram - CorePro LED spot ND 7-50W
MR16 840 36D

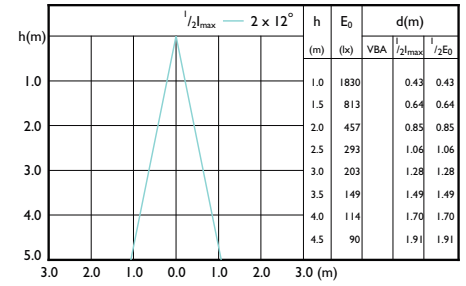
Beam Diagrams



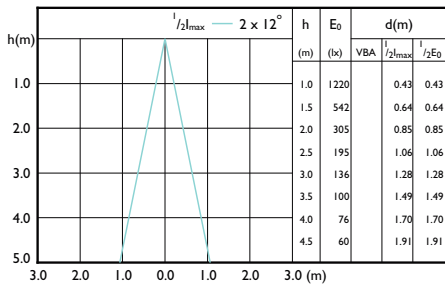
Beam diagram - CorePro LED spot ND4.4-35W MR16 840 36DUK



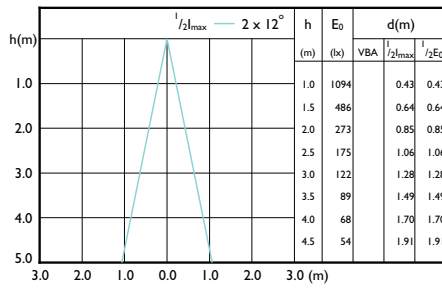
Beam diagram - CorePro LED 5-50W 2700K MR16 24D CN



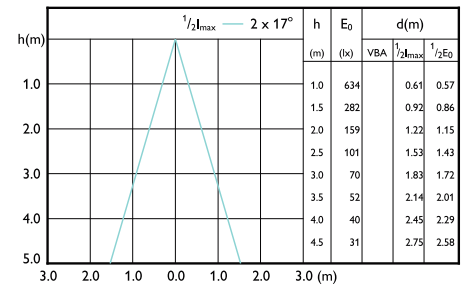
Beam diagram - CorePro LED 5-50W 6500K MR16 24D CN



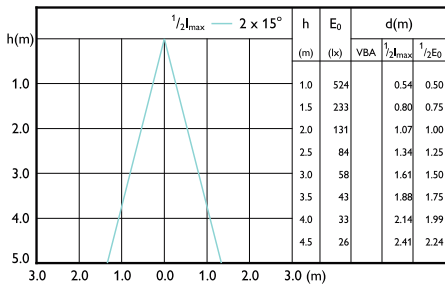
Beam diagram - CorePro LED 3-35W 6500K MR16 24D CN



Beam diagram - CorePro LED 3-35W 2700K MR16 24D CN



Beam diagram - CorePro LED spot ND4.4-35W MR16 827 36DUK



Beam diagram - CorePro LED spot ND 2.9-20W MR16 827 36D

CorePro LED spot LV

