



Classic, economical and reliable highbay luminaire

GreenUp Round Highbay

The GreenUp Round Highbay range of luminaires provides the optimal balance between basic performance and price. The family covers a wide product range with a variety of options, competitive specifications, and long-term quality and reliability. The range is suitable for most industrial applications.

Benefits

- Excellent energy savings, great value for money
- High light quality with a range of lumen packages for different applications
- Robust and reliable

Features

- 140 lm/W system efficacy
- Narrow and wide beam options
- IP65/IK06 protection
- 50,000 hours lifetime @Ta 35°C
- -20°C to 45°C working temperature

Application

- Manufacturing
- Warehouse

Specifications

Mounting type	Surface	Operating Temperature range -20 to +45 °C
	Suspended	
	Pipe	
Light Source	LED	

GreenUp Round Highbay

Mains Voltage	220-240V / 50-60Hz
Mains connection	Flying cable
Mechanical Accessories	Mounting bracket
Optical Accessories	Reflector
Dimming	PSU: non-dimmable
Material	Housing: die-cast aluminum
Lumen maintenance at median useful life 50.000h	L70
Flicker / Pst / SVM	<15%
Luminous flux	11klm - 30klm
Power consumption	77W - 207W
Luminaire efficacy	Up to 143lm/W
Correlated color temperature - CCT	4000K 6500K

Color Rendering index - CRI	80
Beam angle	WB NB
Reflector material	Aluminum
Optical cover/lens material	PC
Optical cover/lens finish	Clear
Protection Class	Class I
IEC61140	
Mechanical impact protection	IK06
Ingress protection	IP65

Versions

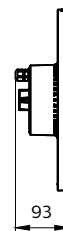
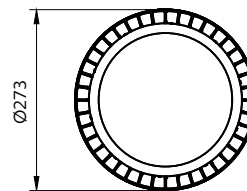
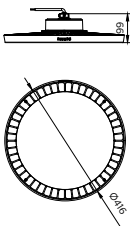
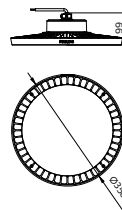
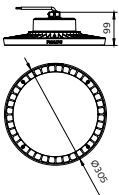


GreenUp-Round-Highbay-
Additional-Product-Photo-
BY518P-SE




Size L

Dimensional drawing



GreenUp Round Highbay

Dimensional drawing



General Information

Gear -

Light Technical

Color rendering index (CRI) >80

Operating and Electrical

Protection class IEC Safety class I

Line Frequency 50 or 60 Hz

Controls and Dimming

Dimmable No

Mechanical and Housing

Optical cover type Lens

Mech. impact protection code IK06

Ingress protection code IP65

Approval and Application

CE mark Yes

ENEC mark -

Flammability mark -

Glow-wire test -

Initial Performance (IEC Compliant)

Luminous flux tolerance +/-10%

General Information

Order Code	Full Product Name	Driver included	Number of gear units	Service tag
911401588745	BY518P SE LED50/NW PSU WB	Yes	1 unit	-
911401588845	BY518P SE LED50/CW PSU WB	Yes	1 unit	-
911401588945	BY518P SE LED70/NW PSU WB	Yes	1 unit	-
911401589045	BY518P SE LED70/CW PSU WB	Yes	1 unit	-
911401647607	BY518P LED210/NW PSU WB GM	-	-	Yes
911401647707	BY518P LED210/CW PSU WB GM	-	-	Yes
911401648307	BY518P LED210/CW PSU NB GM	-	-	Yes
911401676808	BY518P SE LED105/NW PSU WB GC	Yes	1 unit	Yes
911401676908	BY518P SE LED105/CW PSU WB GC	Yes	1 unit	Yes
911401677008	BY518P SE LED140/NW PSU WB GC	Yes	1 unit	Yes
911401677108	BY518P SE LED140/CW PSU WB GC	Yes	1 unit	Yes
911401677208	BY518P SE LED200/NW PSU WB GC	Yes	1 unit	Yes
911401677308	BY518P SE LED200/CW PSU WB GC	Yes	1 unit	Yes
911401677408	BY518P SE LED245/NW PSU WB GC	Yes	1 unit	Yes
911401677508	BY518P SE LED245/CW PSU WB GC	Yes	1 unit	Yes
911401677608	BY518P SE LED290/NW PSU WB GC	Yes	1 unit	Yes
911401677708	BY518P SE LED290/CW PSU WB GC	Yes	1 unit	Yes
911401677808	BY518P SE LED105/NW PSU WB GM	Yes	1 unit	Yes
911401677908	BY518P SE LED105/CW PSU WB GM	Yes	1 unit	Yes
911401678008	BY518P SE LED140/NW PSU WB GM	Yes	1 unit	Yes
911401678108	BY518P SE LED140/CW PSU WB GM	Yes	1 unit	Yes
911401678208	BY518P SE LED200/NW PSU WB GM	Yes	1 unit	Yes
911401678308	BY518P SE LED200/CW PSU WB GM	Yes	1 unit	Yes
911401678408	BY518P SE LED245/NW PSU WB GM	Yes	1 unit	Yes
911401678508	BY518P SE LED245/CW PSU WB GM	Yes	1 unit	Yes

GreenUp Round Highbay

Order Code	Full Product Name	Driver included	Number of gear units	Service tag
911401678608	BY518P SE LED290/NW PSU WB GM	Yes	1 unit	Yes
911401678708	BY518P SE LED290/CW PSU WB GM	Yes	1 unit	Yes
911401648107	BY518P LED300/CW PSU WB GM	-	-	Yes
911401648707	BY518P LED300/CW PSU NB GM	-	-	Yes
911401672007	BY518P LED110/NW PSU WB GM	-	-	Yes
911401672107	BY518P LED110/CW PSU WB GM	-	-	Yes
911401672207	BY518P LED160/NW PSU WB GM	-	-	Yes
911401672307	BY518P LED160/CW PSU WB GM	-	-	Yes
911401672507	BY518P LED110/CW PSU NB GM	-	-	Yes
911401672707	BY518P LED160/CW PSU NB GM	-	-	Yes
911401647807	BY518P LED260/NW PSU WB GM	-	-	Yes
911401647907	BY518P LED260/CW PSU WB GM	-	-	Yes

Light Technical (1/2)

Order Code	Full Product Name	Beam angle of light source	Correlated Color Temperature (Nom)	Luminous Efficacy (rated) (Nom)	Luminous Flux
911401588745	BY518P SE LED50/NW PSU WB	120 degree(s)	4000 K	163 lm/W	5,000 lm
911401588845	BY518P SE LED50/CW PSU WB	120 degree(s)	6500 K	163 lm/W	5,000 lm
911401588945	BY518P SE LED70/NW PSU WB	120 degree(s)	4000 K	159 lm/W	7,000 lm
911401589045	BY518P SE LED70/CW PSU WB	120 degree(s)	6500 K	159 lm/W	7,000 lm
911401647607	BY518P LED210/NW PSU WB GM	-	4000 K	137 lm/W	21,000 lm
911401647707	BY518P LED210/CW PSU WB GM	-	6500 K	137 lm/W	21,000 lm
911401648307	BY518P LED210/CW PSU NB GM	-	6500 K	137 lm/W	21,000 lm
911401676808	BY518P SE LED105/NW PSU WB GC	120 degree(s)	4000 K	150 lm/W	10,500 lm
911401676908	BY518P SE LED105/CW PSU WB GC	120 degree(s)	6500 K	150 lm/W	10,500 lm
911401677008	BY518P SE LED140/NW PSU WB GC	120 degree(s)	4000 K	143 lm/W	14,000 lm
911401677108	BY518P SE LED140/CW PSU WB GC	120 degree(s)	6500 K	143 lm/W	14,000 lm
911401677208	BY518P SE LED200/NW PSU WB GC	120 degree(s)	4000 K	148 lm/W	20,000 lm
911401677308	BY518P SE LED200/CW PSU WB GC	120 degree(s)	6500 K	148 lm/W	20,000 lm
911401677408	BY518P SE LED245/NW PSU WB GC	120 degree(s)	4000 K	153 lm/W	24,500 lm
911401677508	BY518P SE LED245/CW PSU WB GC	120 degree(s)	6500 K	153 lm/W	24,500 lm
911401677608	BY518P SE LED290/NW PSU WB GC	120 degree(s)	4000 K	151 lm/W	29,000 lm
911401677708	BY518P SE LED290/CW PSU WB GC	120 degree(s)	6500 K	151 lm/W	29,000 lm
911401677808	BY518P SE LED105/NW PSU WB GM	120 degree(s)	4000 K	150 lm/W	10,500 lm
911401677908	BY518P SE LED105/CW PSU WB GM	120 degree(s)	6500 K	150 lm/W	10,500 lm
911401678008	BY518P SE LED140/NW PSU WB GM	120 degree(s)	4000 K	143 lm/W	14,000 lm
911401678108	BY518P SE LED140/CW PSU WB GM	120 degree(s)	6500 K	143 lm/W	14,000 lm
911401678208	BY518P SE LED200/NW PSU WB GM	120 degree(s)	4000 K	148 lm/W	20,000 lm

GreenUp Round Highbay

Order Code	Full Product Name	Beam angle of light source	Correlated Color Temperature (Nom)	Luminous Efficacy (rated) (Nom)	Luminous Flux
911401678308	BY518P SE LED200/CW PSU WB GM	120 degree(s)	6500 K	148 lm/W	20,000 lm
911401678408	BY518P SE LED245/NW PSU WB GM	120 degree(s)	4000 K	153 lm/W	24,500 lm
911401678508	BY518P SE LED245/CW PSU WB GM	120 degree(s)	6500 K	153 lm/W	24,500 lm
911401678608	BY518P SE LED290/NW PSU WB GM	120 degree(s)	4000 K	151 lm/W	29,000 lm
911401678708	BY518P SE LED290/CW PSU WB GM	120 degree(s)	6500 K	151 lm/W	29,000 lm
911401648107	BY518P LED300/CW PSU WB GM	-	6500 K	143 lm/W	30,000 lm
911401648707	BY518P LED300/CW PSU NB GM	-	6500 K	143 lm/W	30,000 lm
911401672007	BY518P LED110/NW PSU WB GM	-	4000 K	143 lm/W	11,000 lm

Order Code	Full Product Name	Beam angle of light source	Correlated Color Temperature (Nom)	Luminous Efficacy (rated) (Nom)	Luminous Flux
911401672107	BY518P LED110/CW PSU WB GM	-	6500 K	143 lm/W	11,000 lm
911401672207	BY518P LED160/NW PSU WB GM	-	4000 K	139 lm/W	16,000 lm
911401672307	BY518P LED160/CW PSU WB GM	-	6500 K	139 lm/W	16,000 lm
911401672507	BY518P LED110/CW PSU NB GM	-	6500 K	143 lm/W	11,000 lm
911401672707	BY518P LED160/CW PSU NB GM	-	6500 K	139 lm/W	16,000 lm
911401647807	BY518P LED260/NW PSU WB GM	-	4000 K	139 lm/W	26,000 lm
911401647907	BY518P LED260/CW PSU WB GM	-	6500 K	139 lm/W	26,000 lm

Light Technical (2/2)

Order Code	Full Product Name	Number of light sources	Optic type
911401588745	BY518P SE LED50/NW PSU WB	1	Wide beam
911401588845	BY518P SE LED50/CW PSU WB	1	Wide beam
911401588945	BY518P SE LED70/NW PSU WB	1	Wide beam
911401589045	BY518P SE LED70/CW PSU WB	1	Wide beam
911401647607	BY518P LED210/NW PSU WB GM	-	-
911401647707	BY518P LED210/CW PSU WB GM	-	-
911401648307	BY518P LED210/CW PSU NB GM	-	-
911401676808	BY518P SE LED105/NW PSU WB GC	1	Wide beam
911401676908	BY518P SE LED105/CW PSU WB GC	1	Wide beam
911401677008	BY518P SE LED140/NW PSU WB GC	1	Wide beam
911401677108	BY518P SE LED140/CW PSU WB GC	1	Wide beam
911401677208	BY518P SE LED200/NW PSU WB GC	1	Wide beam
911401677308	BY518P SE LED200/CW PSU WB GC	1	Wide beam
911401677408	BY518P SE LED245/NW PSU WB GC	1	Wide beam
911401677508	BY518P SE LED245/CW PSU WB GC	1	Wide beam
911401677608	BY518P SE LED290/NW PSU WB GC	1	Wide beam
911401677708	BY518P SE LED290/CW PSU WB GC	1	Wide beam
911401677808	BY518P SE LED105/NW PSU WB GM	1	Wide beam
911401677908	BY518P SE LED105/CW PSU WB GM	1	Wide beam

Order Code	Full Product Name	Number of light sources	Optic type
911401678008	BY518P SE LED140/NW PSU WB GM	1	Wide beam
911401678108	BY518P SE LED140/CW PSU WB GM	1	Wide beam
911401678208	BY518P SE LED200/NW PSU WB GM	1	Wide beam
911401678308	BY518P SE LED200/CW PSU WB GM	1	Wide beam
911401678408	BY518P SE LED245/NW PSU WB GM	1	Wide beam
911401678508	BY518P SE LED245/CW PSU WB GM	1	Wide beam
911401678608	BY518P SE LED290/NW PSU WB GM	1	Wide beam
911401678708	BY518P SE LED290/CW PSU WB GM	1	Wide beam
911401648107	BY518P LED300/CW PSU WB GM	-	-
911401648707	BY518P LED300/CW PSU NB GM	-	-
911401672007	BY518P LED110/NW PSU WB GM	-	-
911401672107	BY518P LED110/CW PSU WB GM	-	-
911401672207	BY518P LED160/NW PSU WB GM	-	-
911401672307	BY518P LED160/CW PSU WB GM	-	-
911401672507	BY518P LED110/CW PSU NB GM	-	-
911401672707	BY518P LED160/CW PSU NB GM	-	-
911401647807	BY518P LED260/NW PSU WB GM	-	-
911401647907	BY518P LED260/CW PSU WB GM	-	-

GreenUp Round Highbay

Operating and Electrical

Order Code	Full Product Name	Input Voltage	Power	Suitable for random switching
			Consumption	
911401588745	BY518P SE LED50/NW PSU WB	220-240 V	30.5 W	No
911401588845	BY518P SE LED50/CW PSU WB	220-240 V	30.5 W	No
911401588945	BY518P SE LED70/NW PSU WB	220-240 V	44 W	No
911401589045	BY518P SE LED70/CW PSU WB	220-240 V	44 W	No
911401647607	BY518P LED210/NW PSU WB GM	220-240 V	154 W	-
911401647707	BY518P LED210/CW PSU WB GM	220-240 V	154 W	-
911401648307	BY518P LED210/CW PSU NB GM	220-240 V	154 W	-
911401676808	BY518P SE LED105/NW PSU WB GC	220 to 240 V	70 W	No
911401676908	BY518P SE LED105/CW PSU WB GC	220 to 240 V	70 W	No
911401677008	BY518P SE LED140/NW PSU WB GC	220 to 240 V	98 W	No
911401677108	BY518P SE LED140/CW PSU WB GC	220 to 240 V	98 W	No
911401677208	BY518P SE LED200/NW PSU WB GC	220 to 240 V	135 W	No
911401677308	BY518P SE LED200/CW PSU WB GC	220 to 240 V	135 W	No
911401677408	BY518P SE LED245/NW PSU WB GC	220 to 240 V	160 W	No
911401677508	BY518P SE LED245/CW PSU WB GC	220 to 240 V	160 W	No
911401677608	BY518P SE LED290/NW PSU WB GC	220 to 240 V	192 W	No
911401677708	BY518P SE LED290/CW PSU WB GC	220 to 240 V	192 W	No
911401677808	BY518P SE LED105/NW PSU WB GM	220 to 240 V	70 W	No
911401677908	BY518P SE LED105/CW PSU WB GM	220 to 240 V	70 W	No

Order Code	Full Product Name	Input Voltage	Power	Suitable for random switching
			Consumption	
911401678008	BY518P SE LED140/NW PSU WB GM	220 to 240 V	98 W	No
911401678108	BY518P SE LED140/CW PSU WB GM	220 to 240 V	98 W	No
911401678208	BY518P SE LED200/NW PSU WB GM	220 to 240 V	135 W	No
911401678308	BY518P SE LED200/CW PSU WB GM	220 to 240 V	135 W	No
911401678408	BY518P SE LED245/NW PSU WB GM	220 to 240 V	160 W	No
911401678508	BY518P SE LED245/CW PSU WB GM	220 to 240 V	160 W	No
911401678608	BY518P SE LED290/NW PSU WB GM	220 to 240 V	192 W	No
911401678708	BY518P SE LED290/CW PSU WB GM	220 to 240 V	192 W	No
911401648107	BY518P LED300/CW PSU WB GM	220-240 V	207 W	-
911401648707	BY518P LED300/CW PSU NB GM	220-240 V	207 W	-
911401672007	BY518P LED110/NW PSU WB GM	220-240 V	77 W	-
911401672107	BY518P LED110/CW PSU WB GM	220-240 V	77 W	-
911401672207	BY518P LED160/NW PSU WB GM	220-240 V	115 W	-
911401672307	BY518P LED160/CW PSU WB GM	220-240 V	115 W	-
911401672507	BY518P LED110/CW PSU NB GM	220-240 V	77 W	-
911401672707	BY518P LED160/CW PSU NB GM	220-240 V	115 W	-
911401647807	BY518P LED260/NW PSU WB GM	220-240 V	187 W	-
911401647907	BY518P LED260/CW PSU WB GM	220-240 V	187 W	-

Controls and Dimming

Order Code	Full Product Name	Maximum dim level
911401588745	BY518P SE LED50/NW PSU WB	Not applicable
911401588845	BY518P SE LED50/CW PSU WB	Not applicable
911401588945	BY518P SE LED70/NW PSU WB	Not applicable
911401589045	BY518P SE LED70/CW PSU WB	Not applicable
911401647607	BY518P LED210/NW PSU WB GM	-
911401647707	BY518P LED210/CW PSU WB GM	-

Order Code	Full Product Name	Maximum dim level
911401648307	BY518P LED210/CW PSU NB GM	-
911401676808	BY518P SE LED105/NW PSU WB GC	Not applicable
911401676908	BY518P SE LED105/CW PSU WB GC	Not applicable
911401677008	BY518P SE LED140/NW PSU WB GC	Not applicable
911401677108	BY518P SE LED140/CW PSU WB GC	Not applicable
911401677208	BY518P SE LED200/NW PSU WB GC	Not applicable

GreenUp Round Highbay

Order Code	Full Product Name	Maximum dim level
911401677308	BY518P SE LED200/CW PSU WB GC	Not applicable
911401677408	BY518P SE LED245/NW PSU WB GC	Not applicable
911401677508	BY518P SE LED245/CW PSU WB GC	Not applicable
911401677608	BY518P SE LED290/NW PSU WB GC	Not applicable
911401677708	BY518P SE LED290/CW PSU WB GC	Not applicable
911401677808	BY518P SE LED105/NW PSU WB GM	Not applicable
911401677908	BY518P SE LED105/CW PSU WB GM	Not applicable
911401678008	BY518P SE LED140/NW PSU WB GM	Not applicable
911401678108	BY518P SE LED140/CW PSU WB GM	Not applicable
911401678208	BY518P SE LED200/NW PSU WB GM	Not applicable
911401678308	BY518P SE LED200/CW PSU WB GM	Not applicable
911401678408	BY518P SE LED245/NW PSU WB GM	Not applicable
911401678508	BY518P SE LED245/CW PSU WB GM	Not applicable

Order Code	Full Product Name	Maximum dim level
911401678608	BY518P SE LED290/NW PSU WB GM	Not applicable
911401678708	BY518P SE LED290/CW PSU WB GM	Not applicable
911401648107	BY518P LED300/CW PSU WB GM	-
911401648707	BY518P LED300/CW PSU NB GM	-
911401672007	BY518P LED110/NW PSU WB GM	-
911401672107	BY518P LED110/CW PSU WB GM	-
911401672207	BY518P LED160/NW PSU WB GM	-
911401672307	BY518P LED160/CW PSU WB GM	-
911401672507	BY518P LED110/CW PSU NB GM	-
911401672707	BY518P LED160/CW PSU NB GM	-
911401647807	BY518P LED260/NW PSU WB GM	-
911401647907	BY518P LED260/CW PSU WB GM	-

Mechanical and Housing

Order Code	Full Product Name	Housing Color
911401588745	BY518P SE LED50/NW PSU WB	Grey
911401588845	BY518P SE LED50/CW PSU WB	Grey
911401588945	BY518P SE LED70/NW PSU WB	Grey
911401589045	BY518P SE LED70/CW PSU WB	Grey
911401647607	BY518P LED210/NW PSU WB GM	Gray
911401647707	BY518P LED210/CW PSU WB GM	Gray
911401648307	BY518P LED210/CW PSU NB GM	Gray
911401676808	BY518P SE LED105/NW PSU WB GC	Grey
911401676908	BY518P SE LED105/CW PSU WB GC	Grey
911401677008	BY518P SE LED140/NW PSU WB GC	Grey
911401677108	BY518P SE LED140/CW PSU WB GC	Grey
911401677208	BY518P SE LED200/NW PSU WB GC	Grey
911401677308	BY518P SE LED200/CW PSU WB GC	Grey
911401677408	BY518P SE LED245/NW PSU WB GC	Grey
911401677508	BY518P SE LED245/CW PSU WB GC	Grey
911401677608	BY518P SE LED290/NW PSU WB GC	Grey
911401677708	BY518P SE LED290/CW PSU WB GC	Grey
911401677808	BY518P SE LED105/NW PSU WB GM	Grey
911401677908	BY518P SE LED105/CW PSU WB GM	Grey

Order Code	Full Product Name	Housing Color
911401678008	BY518P SE LED140/NW PSU WB GM	Grey
911401678108	BY518P SE LED140/CW PSU WB GM	Grey
911401678208	BY518P SE LED200/NW PSU WB GM	Grey
911401678308	BY518P SE LED200/CW PSU WB GM	Grey
911401678408	BY518P SE LED245/NW PSU WB GM	Grey
911401678508	BY518P SE LED245/CW PSU WB GM	Grey
911401678608	BY518P SE LED290/NW PSU WB GM	Grey
911401678708	BY518P SE LED290/CW PSU WB GM	Grey
911401648107	BY518P LED300/CW PSU WB GM	Gray
911401648707	BY518P LED300/CW PSU NB GM	Gray
911401672007	BY518P LED110/NW PSU WB GM	Gray
911401672107	BY518P LED110/CW PSU WB GM	Gray
911401672207	BY518P LED160/NW PSU WB GM	Gray
911401672307	BY518P LED160/CW PSU WB GM	Gray
911401672507	BY518P LED110/CW PSU NB GM	Gray
911401672707	BY518P LED160/CW PSU NB GM	Gray
911401647807	BY518P LED260/NW PSU WB GM	Gray
911401647907	BY518P LED260/CW PSU WB GM	Gray

Approval and Application

Order Code	Full Product Name	Ambient temperature range
911401588745	BY518P SE LED50/NW PSU WB	-30 to +45 °C
911401588845	BY518P SE LED50/CW PSU WB	-30 to +45 °C
911401588945	BY518P SE LED70/NW PSU WB	-30 to +45 °C
911401589045	BY518P SE LED70/CW PSU WB	-30 to +45 °C
911401647607	BY518P LED210/NW PSU WB GM	-20 to +45 °C
911401647707	BY518P LED210/CW PSU WB GM	-20 to +45 °C
911401648307	BY518P LED210/CW PSU NB GM	-20 to +45 °C
911401676808	BY518P SE LED105/NW PSU WB GC	-30 to +45 °C
911401676908	BY518P SE LED105/CW PSU WB GC	-30 to +45 °C
911401677008	BY518P SE LED140/NW PSU WB GC	-30 to +45 °C
911401677108	BY518P SE LED140/CW PSU WB GC	-30 to +45 °C

Order Code	Full Product Name	Ambient temperature range
911401677208	BY518P SE LED200/NW PSU WB GC	-30 to +45 °C
911401677308	BY518P SE LED200/CW PSU WB GC	-30 to +45 °C
911401677408	BY518P SE LED245/NW PSU WB GC	-30 to +45 °C
911401677508	BY518P SE LED245/CW PSU WB GC	-30 to +45 °C
911401677608	BY518P SE LED290/NW PSU WB GC	-30 to +45 °C
911401677708	BY518P SE LED290/CW PSU WB GC	-30 to +45 °C
911401677808	BY518P SE LED105/NW PSU WB GM	-30 to +45 °C
911401677908	BY518P SE LED105/CW PSU WB GM	-30 to +45 °C
911401678008	BY518P SE LED140/NW PSU WB GM	-30 to +45 °C
911401678108	BY518P SE LED140/CW PSU WB GM	-30 to +45 °C
911401678208	BY518P SE LED200/NW PSU WB GM	-30 to +45 °C

GreenUp Round Highway

Order Code	Full Product Name	Ambient temperature range
911401678308	BY518P SE LED200/CW PSU WB GM	-30 to +45 °C
911401678408	BY518P SE LED245/NW PSU WB GM	-30 to +45 °C
911401678508	BY518P SE LED245/CW PSU WB GM	-30 to +45 °C
911401678608	BY518P SE LED290/NW PSU WB GM	-30 to +45 °C
911401678708	BY518P SE LED290/CW PSU WB GM	-30 to +45 °C
911401648107	BY518P LED300/CW PSU WB GM	-20 to +45 °C
911401648707	BY518P LED300/CW PSU NB GM	-20 to +45 °C
911401672007	BY518P LED110/NW PSU WB GM	-20 to +45 °C

Order Code	Full Product Name	Ambient temperature range
911401672107	BY518P LED110/CW PSU WB GM	-20 to +45 °C
911401672207	BY518P LED160/NW PSU WB GM	-20 to +45 °C
911401672307	BY518P LED160/CW PSU WB GM	-20 to +45 °C
911401672507	BY518P LED110/CW PSU NB GM	-20 to +45 °C
911401672707	BY518P LED160/CW PSU NB GM	-20 to +45 °C
911401647807	BY518P LED260/NW PSU WB GM	-20 to +45 °C
911401647907	BY518P LED260/CW PSU WB GM	-20 to +45 °C

Initial Performance (IEC Compliant)

Order Code	Full Product Name	Initial chromaticity
911401588745	BY518P SE LED50/NW PSU WB	(0.38, 0.375) SDCM<5
911401588845	BY518P SE LED50/CW PSU WB	(0.313, 0.329) SDCM<5
911401588945	BY518P SE LED70/NW PSU WB	(0.38, 0.375) SDCM<5
911401589045	BY518P SE LED70/CW PSU WB	(0.313, 0.329) SDCM<5
911401647607	BY518P LED210/NW PSU WB GM	(0.385, 0.380) SDCM<5
911401647707	BY518P LED210/CW PSU WB GM	(0.316, 0.332) SDCM<5
911401648307	BY518P LED210/CW PSU NB GM	(0.316, 0.332) SDCM<5
911401676808	BY518P SE LED105/NW PSU WB GC	(0.38, 0.375) SDCM<5
911401676908	BY518P SE LED105/CW PSU WB GC	(0.313, 0.329) SDCM<5
911401677008	BY518P SE LED140/NW PSU WB GC	(0.38, 0.375) SDCM<5
911401677108	BY518P SE LED140/CW PSU WB GC	(0.313, 0.329) SDCM<5
911401677208	BY518P SE LED200/NW PSU WB GC	(0.38, 0.375) SDCM<5
911401677308	BY518P SE LED200/CW PSU WB GC	(0.313, 0.329) SDCM<5
911401677408	BY518P SE LED245/NW PSU WB GC	(0.38, 0.375) SDCM<5
911401677508	BY518P SE LED245/CW PSU WB GC	(0.313, 0.329) SDCM<5
911401677608	BY518P SE LED290/NW PSU WB GC	(0.38, 0.375) SDCM<5
911401677708	BY518P SE LED290/CW PSU WB GC	(0.313, 0.329) SDCM<5
911401677808	BY518P SE LED105/NW PSU WB GM	(0.38, 0.375) SDCM<5
911401677908	BY518P SE LED105/CW PSU WB GM	(0.313, 0.329) SDCM<5

Order Code	Full Product Name	Initial chromaticity
911401678008	BY518P SE LED140/NW PSU WB GM	(0.38, 0.375) SDCM<5
911401678108	BY518P SE LED140/CW PSU WB GM	(0.313, 0.329) SDCM<5
911401678208	BY518P SE LED200/NW PSU WB GM	(0.38, 0.375) SDCM<5
911401678308	BY518P SE LED200/CW PSU WB GM	(0.313, 0.329) SDCM<5
911401678408	BY518P SE LED245/NW PSU WB GM	(0.38, 0.375) SDCM<5
911401678508	BY518P SE LED245/CW PSU WB GM	(0.313, 0.329) SDCM<5
911401678608	BY518P SE LED290/NW PSU WB GM	(0.38, 0.375) SDCM<5
911401678708	BY518P SE LED290/CW PSU WB GM	(0.313, 0.329) SDCM<5
911401648107	BY518P LED300/CW PSU WB GM	(0.316, 0.332) SDCM<5
911401648707	BY518P LED300/CW PSU NB GM	(0.316, 0.332) SDCM<5
911401672007	BY518P LED110/NW PSU WB GM	(0.385, 0.380) SDCM<5
911401672107	BY518P LED110/CW PSU WB GM	(0.316, 0.332) SDCM<5
911401672207	BY518P LED160/NW PSU WB GM	(0.385, 0.380) SDCM<5
911401672307	BY518P LED160/CW PSU WB GM	(0.316, 0.332) SDCM<5
911401672507	BY518P LED110/CW PSU NB GM	(0.316, 0.332) SDCM<5
911401672707	BY518P LED160/CW PSU NB GM	(0.316, 0.332) SDCM<5
911401647807	BY518P LED260/NW PSU WB GM	(0.385, 0.380) SDCM<5
911401647907	BY518P LED260/CW PSU WB GM	(0.316, 0.332) SDCM<5

