



Classic, economical and reliable highbay luminaire

GreenUp Round Highbay

The GreenUp Round Highbay range of luminaires provides the optimal balance between basic performance and price. The family covers a wide product range with a variety of options, competitive specifications, and long-term quality and reliability. The range is suitable for most industrial applications.

Benefits

- Excellent energy savings, great value for money
- High light quality with a range of lumen packages for different applications
- Robust and reliable

Features

- 140 lm/W system efficacy
- Narrow and wide beam options
- IP65/IK06 protection
- 50,000 hours lifetime @Ta 35°C
- -20°C to 45°C working temperature

Application

- Manufacturing
- Warehouse

Specifications

Mounting type	Surface	Operating Temperature range -20 to +45 °C
	Suspended	
	Pipe	
Light Source		LED

GreenUp Round Highbay

Mains Voltage	220-240V / 50-60Hz
Mains connection	Flying cable
Mechanical Accessories	Mounting bracket
Optical Accessories	Reflector
Dimming	PSU: non-dimmable
Material	Housing: die-cast aluminum
Lumen maintenance at median useful life 50.000h	L70
Flicker / Pst / SVM	<15%
Luminous flux	11klm - 30klm
Power consumption	77W - 207W
Luminaire efficacy	Up to 143lm/W
Correlated color temperature - CCT	4000K 6500K

Color Rendering index - CRI	80
Beam angle	WB NB
Reflector material	Aluminum
Optical cover/lens material	PC
Optical cover/lens finish	Clear
Protection Class IEC61140	Class I
Mechanical impact protection	IK06
Ingress protection	IP65

Versions



GreenUp-Round-Highbay-Additional-Product-Photo-BY518P-SE



GreenUp Round Highbay BY518P LED260

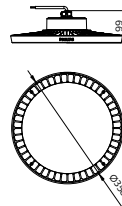
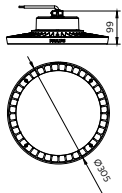


GreenUp Round Highbay BY518P LED300



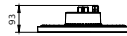
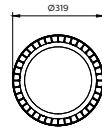
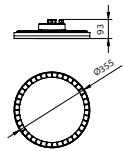
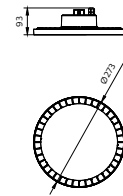
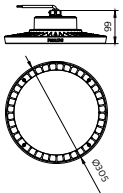
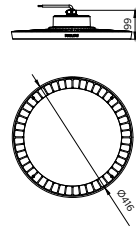
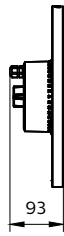
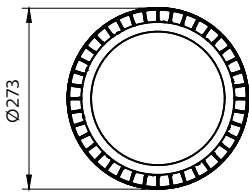
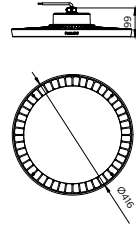
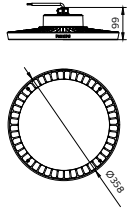
GreenUp Round Highbay BY518P LED210

Dimensional drawing



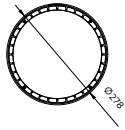
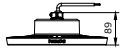
GreenUp Round Highbay

Dimensional drawing



GreenUp Round Highbay

Dimensional drawing



General Information	
Gear	-
Operating and Electrical	
Protection class IEC	Safety class I
Line Frequency	50 or 60 Hz
Controls and Dimming	
Dimmable	No
Mechanical and Housing	
Optical cover type	Lens
Mech. impact protection code	IK06
Ingress protection code	IP65
Approval and Application	
ENEC mark	-
Flammability mark	-
Glow-wire test	-
Initial Performance (IEC Compliant)	
Luminous flux tolerance	+/-10%

General Information

Order Code	Full Product Name	Driver included	Number of gear units	Service tag
911401588745	BY518P SE LED50/NW PSU WB	Yes	1 unit	-
911401588845	BY518P SE LED50/CW PSU WB	Yes	1 unit	-
911401588945	BY518P SE LED70/NW PSU WB	Yes	1 unit	-
911401589045	BY518P SE LED70/CW PSU WB	Yes	1 unit	-
911401646407	BY518P LED210/NW PSU WB GC	-	-	Yes
911401646507	BY518P LED210/CW PSU WB GC	-	-	Yes
911401647007	BY518P LED210/NW PSU NB GC	-	-	Yes
911401647107	BY518P LED210/CW PSU NB GC	-	-	Yes
911401647607	BY518P LED210/NW PSU WB GM	-	-	Yes
911401647707	BY518P LED210/CW PSU WB GM	-	-	Yes
911401648307	BY518P LED210/CW PSU NB GM	-	-	Yes
911401650407	BY518P G2 LED210/CW PSU 220-240 WB LA	-	-	Yes
911401650507	BY518P G2 LED210/CW PSU 220-240 NB LA	-	-	Yes
911401645208	BY518P LED260/NW PSU WB CAU CL	-	-	Yes
911401676808	BY518P SE LED105/NW PSU WB GC	Yes	1 unit	Yes
911401676908	BY518P SE LED105/CW PSU WB GC	Yes	1 unit	Yes
911401677008	BY518P SE LED140/NW PSU WB GC	Yes	1 unit	Yes
911401677108	BY518P SE LED140/CW PSU WB GC	Yes	1 unit	Yes
911401677208	BY518P SE LED200/NW PSU WB GC	Yes	1 unit	Yes
911401677308	BY518P SE LED200/CW PSU WB GC	Yes	1 unit	Yes
911401677408	BY518P SE LED245/NW PSU WB GC	Yes	1 unit	Yes
911401677508	BY518P SE LED245/CW PSU WB GC	Yes	1 unit	Yes
911401677608	BY518P SE LED290/NW PSU WB GC	Yes	1 unit	Yes
911401677708	BY518P SE LED290/CW PSU WB GC	Yes	1 unit	Yes
911401677808	BY518P SE LED105/NW PSU WB GM	Yes	1 unit	Yes
911401677908	BY518P SE LED105/CW PSU WB GM	Yes	1 unit	Yes
911401678008	BY518P SE LED140/NW PSU WB GM	Yes	1 unit	Yes
911401678108	BY518P SE LED140/CW PSU WB GM	Yes	1 unit	Yes
911401678208	BY518P SE LED200/NW PSU WB GM	Yes	1 unit	Yes
911401678308	BY518P SE LED200/CW PSU WB GM	Yes	1 unit	Yes
911401678408	BY518P SE LED245/NW PSU WB GM	Yes	1 unit	Yes
911401678508	BY518P SE LED245/CW PSU WB GM	Yes	1 unit	Yes
911401678608	BY518P SE LED290/NW PSU WB GM	Yes	1 unit	Yes
911401678708	BY518P SE LED290/CW PSU WB GM	Yes	1 unit	Yes
911401647507	BY518P LED300/CW PSU NB GC	-	-	Yes

Order Code	Full Product Name	Driver included	Number of gear		Service tag
			units		
911401648107	BY518P LED300/CW PSU WB GM	-	-		Yes
911401648707	BY518P LED300/CW PSU NB GM	-	-		Yes
911401650807	BY518P G2 LED300/CW PSU 220-240 WB LA	-	-		Yes
911401650907	BY518P G2 LED300/CW PSU 220-240 NB LA	-	-		Yes
911401645308	BY518P LED300/NW PSU WB CAU CL	-	-		Yes
911401671207	BY518P LED110/NW PSU WB GC	-	-		Yes
911401671307	BY518P LED110/CW PSU WB GC	-	-		Yes
911401671407	BY518P LED160/NW PSU WB GC	-	-		Yes
911401671507	BY518P LED160/CW PSU WB GC	-	-		Yes
911401671607	BY518P LED110/NW PSU NB GC	-	-		Yes
911401671707	BY518P LED110/CW PSU NB GC	-	-		Yes
911401671807	BY518P LED160/NW PSU NB GC	-	-		Yes
911401672007	BY518P LED110/NW PSU WB GM	-	-		Yes
911401672107	BY518P LED110/CW PSU WB GM	-	-		Yes
911401672207	BY518P LED160/NW PSU WB GM	-	-		Yes
911401672307	BY518P LED160/CW PSU WB GM	-	-		Yes
911401672507	BY518P LED110/CW PSU NB GM	-	-		Yes
911401672707	BY518P LED160/CW PSU NB GM	-	-		Yes
911401674407	BY518P G2 LED110/CW PSU 220-240 WB LA	-	-		Yes
911401674607	BY518P G2 LED160/CW PSU 220-240 WB LA	-	-		Yes
911401646607	BY518P LED260/NW PSU WB GC	-	-		Yes
911401646707	BY518P LED260/CW PSU WB GC	-	-		Yes
911401647207	BY518P LED260/NW PSU NB GC	-	-		Yes
911401647807	BY518P LED260/NW PSU WB GM	-	-		Yes
911401647907	BY518P LED260/CW PSU WB GM	-	-		Yes
911401650607	BY518P G2 LED260/CW PSU 220-240 WB LA	-	-		Yes
911401650707	BY518P G2 LED260/CW PSU 220-240 NB LA	-	-		Yes
911401645108	BY518P LED210/NW PSU WB CAU CL	-	-		Yes

Light Technical (1/2)

Order Code	Full Product Name	Beam angle of light source	Correlated Color Temperature (Nom)	Color rendering index (CRI)	Luminous Efficacy (rated) (Nom)	Order Code	Full Product Name	Beam angle of light source	Correlated Color Temperature (Nom)	Color rendering index (CRI)	Luminous Efficacy (rated) (Nom)
911401588845	BY518P SE LED50/CW PSU WB	120 degree(s)	6500 K	>80	163 lm/W	911401647007	BY518P LED210/NW PSU NB GC	-	4000 K	>80	137 lm/W
911401588945	BY518P SE LED70/NW PSU WB	120 degree(s)	4000 K	>80	159 lm/W	911401647107	BY518P LED210/CW PSU NB GC	-	6500 K	>80	137 lm/W
911401589045	BY518P SE LED70/CW PSU WB	120 degree(s)	6500 K	>80	159 lm/W	911401647607	BY518P LED210/NW PSU WB GM	-	4000 K	>80	137 lm/W
911401646407	BY518P LED210/NW PSU WB GC	-	4000 K	>80	137 lm/W	911401647707	BY518P LED210/CW PSU WB GM	-	6500 K	>80	137 lm/W

GreenUp Round Highbay

Order Code	Full Product Name	Beam angle of light source	Correlated Color Temperature (Nom)	Color rendering index (CRI)	Luminous Efficacy (rated) (Nom)
911401648307	BY518P LED210/CW PSU NB GM	-	6500 K	>80	137 lm/W
911401650407	BY518P G2 LED210/CW PSU 220-240 WB LA	-	6500 K	>80	137 lm/W
911401650507	BY518P G2 LED210/CW PSU 220-240 NB LA	-	6500 K	>80	137 lm/W
911401645208	BY518P LED260/NW PSU WB CAU CL	-	4000 K	≥80	139 lm/W
911401676808	BY518P SE LED105/NW PSU WB GC	120 degree(s)	4000 K	>80	150 lm/W
911401676908	BY518P SE LED105/CW PSU WB GC	120 degree(s)	6500 K	>80	150 lm/W
911401677008	BY518P SE LED140/NW PSU WB GC	120 degree(s)	4000 K	>80	143 lm/W
911401677108	BY518P SE LED140/CW PSU WB GC	120 degree(s)	6500 K	>80	143 lm/W
911401677208	BY518P SE LED200/NW PSU WB GC	120 degree(s)	4000 K	>80	148 lm/W
911401677308	BY518P SE LED200/CW PSU WB GC	120 degree(s)	6500 K	>80	148 lm/W
911401677408	BY518P SE LED245/NW PSU WB GC	120 degree(s)	4000 K	>80	153 lm/W
911401677508	BY518P SE LED245/CW PSU WB GC	120 degree(s)	6500 K	>80	153 lm/W
911401677608	BY518P SE LED290/NW PSU WB GC	120 degree(s)	4000 K	>80	151 lm/W
911401677708	BY518P SE LED290/CW PSU WB GC	120 degree(s)	6500 K	>80	151 lm/W
911401677808	BY518P SE LED105/NW PSU WB GM	120 degree(s)	4000 K	>80	150 lm/W

Order Code	Full Product Name	Beam angle of light source	Correlated Color Temperature (Nom)	Color rendering index (CRI)	Luminous Efficacy (rated) (Nom)
911401677908	BY518P SE LED105/CW PSU WB GM	120 degree(s)	6500 K	>80	150 lm/W
911401678008	BY518P SE LED140/NW PSU WB GM	120 degree(s)	4000 K	>80	143 lm/W
911401678108	BY518P SE LED140/CW PSU WB GM	120 degree(s)	6500 K	>80	143 lm/W
911401678208	BY518P SE LED200/NW PSU WB GM	120 degree(s)	4000 K	>80	148 lm/W
911401678308	BY518P SE LED200/CW PSU WB GM	120 degree(s)	6500 K	>80	148 lm/W
911401678408	BY518P SE LED245/NW PSU WB GM	120 degree(s)	4000 K	>80	153 lm/W
911401678508	BY518P SE LED245/CW PSU WB GM	120 degree(s)	6500 K	>80	153 lm/W
911401678608	BY518P SE LED290/NW PSU WB GM	120 degree(s)	4000 K	>80	151 lm/W
911401678708	BY518P SE LED290/CW PSU WB GM	120 degree(s)	6500 K	>80	151 lm/W
911401647507	BY518P LED300/CW PSU NB GC	-	6500 K	>80	143 lm/W
911401648107	BY518P LED300/CW PSU WB GM	-	6500 K	>80	143 lm/W
911401648707	BY518P LED300/CW PSU NB GM	-	6500 K	>80	143 lm/W
911401650807	BY518P G2 LED300/CW PSU 220-240 WB LA	-	6500 K	>80	143 lm/W
911401650907	BY518P G2 LED300/CW PSU 220-240 NB LA	-	6500 K	>80	143 lm/W
911401645308	BY518P LED300/NW PSU WB CAU CL	-	4000 K	≥80	145 lm/W

GreenUp Round Highbay

Order Code	Full Product Name	Beam angle of light source	Correlated Color Temperature (Nom)	Color rendering index (CRI)	Luminous Efficacy (rated) (Nom)
911401671207	BY518P LED110/NW PSU WB GC	-	4000 K	>80	143 lm/W
911401671307	BY518P LED110/CW PSU WB GC	-	6500 K	>80	143 lm/W
911401671407	BY518P LED160/NW PSU WB GC	-	4000 K	>80	139 lm/W
911401671507	BY518P LED160/CW PSU WB GC	-	6500 K	>80	139 lm/W
911401671607	BY518P LED110/NW PSU NB GC	-	4000 K	>80	143 lm/W
911401671707	BY518P LED110/CW PSU NB GC	-	6500 K	>80	143 lm/W
911401671807	BY518P LED160/NW PSU NB GC	-	4000 K	>80	139 lm/W
911401672007	BY518P LED110/NW PSU WB GM	-	4000 K	>80	143 lm/W
911401672107	BY518P LED110/CW PSU WB GM	-	6500 K	>80	143 lm/W
911401672207	BY518P LED160/NW PSU WB GM	-	4000 K	>80	139 lm/W
911401672307	BY518P LED160/CW PSU WB GM	-	6500 K	>80	139 lm/W
911401672507	BY518P LED110/CW PSU NB GM	-	6500 K	>80	143 lm/W

Order Code	Full Product Name	Beam angle of light source	Correlated Color Temperature (Nom)	Color rendering index (CRI)	Luminous Efficacy (rated) (Nom)
911401672707	BY518P LED160/CW PSU NB GM	-	6500 K	>80	139 lm/W
911401674407	BY518P G2 LED110/CW PSU 220-240 WB LA	-	6500 K	>80	143 lm/W
911401674607	BY518P G2 LED160/CW PSU 220-240 WB LA	-	6500 K	>80	139 lm/W
911401646607	BY518P LED260/NW PSU WB GC	-	4000 K	>80	139 lm/W
911401646707	BY518P LED260/CW PSU WB GC	-	6500 K	>80	139 lm/W
911401647207	BY518P LED260/NW PSU NB GC	-	4000 K	>80	139 lm/W
911401647807	BY518P LED260/NW PSU WB GM	-	4000 K	>80	139 lm/W
911401647907	BY518P LED260/CW PSU WB GM	-	6500 K	>80	139 lm/W
911401650607	BY518P G2 LED260/CW PSU 220-240 WB LA	-	6500 K	>80	139 lm/W
911401650707	BY518P G2 LED260/CW PSU 220-240 NB LA	-	6500 K	>80	139 lm/W
911401645108	BY518P LED210/NW PSU WB CAU CL	-	4000 K	≥80	136 lm/W

Light Technical (2/2)

Order Code	Full Product Name	Luminous Flux	Number of light sources	Optic type
911401588745	BY518P SE LED50/NW PSU WB	5,000 lm	1	Wide beam
911401588845	BY518P SE LED50/CW PSU WB	5,000 lm	1	Wide beam
911401588945	BY518P SE LED70/NW PSU WB	7,000 lm	1	Wide beam

Order Code	Full Product Name	Luminous Flux	Number of light sources	Optic type
911401589045	BY518P SE LED70/CW PSU WB	7,000 lm	1	Wide beam
911401646407	BY518P LED210/NW PSU WB GC	21,000 lm	-	-
911401646507	BY518P LED210/CW PSU WB GC	21,000 lm	-	-

GreenUp Round Highbay

Order Code	Full Product Name	Luminous Flux	Number of light sources	Optic type
911401647007	BY518P LED210/NW PSU NB GC	21,000 lm	-	-
911401647107	BY518P LED210/CW PSU NB GC	21,000 lm	-	-
911401647607	BY518P LED210/NW PSU WB GM	21,000 lm	-	-
911401647707	BY518P LED210/CW PSU WB GM	21,000 lm	-	-
911401648307	BY518P LED210/CW PSU NB GM	21,000 lm	-	-
911401650407	BY518P G2 LED210/CW PSU 220-240 WB LA	21,000 lm	-	-
911401650507	BY518P G2 LED210/CW PSU 220-240 NB LA	21,000 lm	-	-
911401645208	BY518P LED260/NW PSU WB CAU CL	26,000 lm	-	-
911401676808	BY518P SE LED105/NW PSU WB GC	10,500 lm	1	Wide beam
911401676908	BY518P SE LED105/CW PSU WB GC	10,500 lm	1	Wide beam
911401677008	BY518P SE LED140/NW PSU WB GC	14,000 lm	1	Wide beam
911401677108	BY518P SE LED140/CW PSU WB GC	14,000 lm	1	Wide beam
911401677208	BY518P SE LED200/NW PSU WB GC	20,000 lm	1	Wide beam
911401677308	BY518P SE LED200/CW PSU WB GC	20,000 lm	1	Wide beam
911401677408	BY518P SE LED245/NW PSU WB GC	24,500 lm	1	Wide beam
911401677508	BY518P SE LED245/CW PSU WB GC	24,500 lm	1	Wide beam
911401677608	BY518P SE LED290/NW PSU WB GC	29,000 lm	1	Wide beam
911401677708	BY518P SE LED290/CW PSU WB GC	29,000 lm	1	Wide beam
911401677808	BY518P SE LED105/NW PSU WB GM	10,500 lm	1	Wide beam
911401677908	BY518P SE LED105/CW PSU WB GM	10,500 lm	1	Wide beam
911401678008	BY518P SE LED140/NW PSU WB GM	14,000 lm	1	Wide beam
911401678108	BY518P SE LED140/CW PSU WB GM	14,000 lm	1	Wide beam
911401678208	BY518P SE LED200/NW PSU WB GM	20,000 lm	1	Wide beam
911401678308	BY518P SE LED200/CW PSU WB GM	20,000 lm	1	Wide beam
911401678408	BY518P SE LED245/NW PSU WB GM	24,500 lm	1	Wide beam

Order Code	Full Product Name	Luminous Flux	Number of light sources	Optic type
911401678508	BY518P SE LED245/CW PSU WB GM	24,500 lm	1	Wide beam
911401678608	BY518P SE LED290/NW PSU WB GM	29,000 lm	1	Wide beam
911401678708	BY518P SE LED290/CW PSU WB GM	29,000 lm	1	Wide beam
911401647507	BY518P LED300/CW PSU NB GC	30,000 lm	-	-
911401648107	BY518P LED300/CW PSU WB GM	30,000 lm	-	-
911401648707	BY518P LED300/CW PSU NB GM	30,000 lm	-	-
911401650807	BY518P G2 LED300/CW PSU 220-240 WB LA	30,000 lm	-	-
911401650907	BY518P G2 LED300/CW PSU 220-240 NB LA	30,000 lm	-	-
911401645308	BY518P LED300/NW PSU WB CAU CL	30,000 lm	-	-
911401671207	BY518P LED110/NW PSU WB GC	11,000 lm	-	-
911401671307	BY518P LED110/CW PSU WB GC	11,000 lm	-	-
911401671407	BY518P LED160/NW PSU WB GC	16,000 lm	-	-
911401671507	BY518P LED160/CW PSU WB GC	16,000 lm	-	-
911401671607	BY518P LED110/NW PSU NB GC	11,000 lm	-	-
911401671707	BY518P LED110/CW PSU NB GC	11,000 lm	-	-
911401671807	BY518P LED160/NW PSU NB GC	16,000 lm	-	-
911401672007	BY518P LED110/NW PSU WB GM	11,000 lm	-	-
911401672107	BY518P LED110/CW PSU WB GM	11,000 lm	-	-
911401672207	BY518P LED160/NW PSU WB GM	16,000 lm	-	-
911401672307	BY518P LED160/CW PSU WB GM	16,000 lm	-	-
911401672507	BY518P LED110/CW PSU NB GM	11,000 lm	-	-
911401672707	BY518P LED160/CW PSU NB GM	16,000 lm	-	-
911401674407	BY518P G2 LED110/CW PSU 220-240 WB LA	11,000 lm	-	-
911401674607	BY518P G2 LED160/CW PSU 220-240 WB LA	16,000 lm	-	-
911401646607	BY518P LED260/NW PSU WB GC	26,000 lm	-	-

GreenUp Round Highbay

Order Code	Full Product Name	Luminous Flux	Number of light sources	Optic type
911401646707	BY518P LED260/CW PSU WB GC	26,000 lm	-	-
911401647207	BY518P LED260/NW PSU NB GC	26,000 lm	-	-
911401647807	BY518P LED260/NW PSU WB GM	26,000 lm	-	-
911401647907	BY518P LED260/CW PSU WB GM	26,000 lm	-	-

Order Code	Full Product Name	Luminous Flux	Number of light sources	Optic type
911401650607	BY518P G2 LED260/CW PSU 220-240 WB LA	26,000 lm	-	-
911401650707	BY518P G2 LED260/CW PSU 220-240 NB LA	26,000 lm	-	-
911401645108	BY518P LED210/NW PSU WB CAU CL	21,000 lm	-	-

Operating and Electrical

Order Code	Full Product Name	Input Voltage	Power Consumption	Suitable for random switching
911401588745	BY518P SE LED50/NW PSU WB	220-240 V	30.5 W	No
911401588845	BY518P SE LED50/CW PSU WB	220-240 V	30.5 W	No
911401588945	BY518P SE LED70/NW PSU WB	220-240 V	44 W	No
911401589045	BY518P SE LED70/CW PSU WB	220-240 V	44 W	No
911401646407	BY518P LED210/NW PSU WB GC	220-240 V	154 W	-
911401646507	BY518P LED210/CW PSU WB GC	220-240 V	154 W	-
911401647007	BY518P LED210/NW PSU NB GC	220-240 V	154 W	-
911401647107	BY518P LED210/CW PSU NB GC	220-240 V	154 W	-
911401647607	BY518P LED210/NW PSU WB GM	220-240 V	154 W	-
911401647707	BY518P LED210/CW PSU WB GM	220-240 V	154 W	-
911401648307	BY518P LED210/CW PSU NB GM	220-240 V	154 W	-
911401650407	BY518P G2 LED210/CW PSU 220-240 WB LA	220-240 V	154 W	-
911401650507	BY518P G2 LED210/CW PSU 220-240 NB LA	220-240 V	154 W	-
911401645208	BY518P LED260/NW PSU WB CAU CL	220-240 V	187 W	-
911401676808	BY518P SE LED105/NW PSU WB GC	220 to 240 V	70 W	No
911401676908	BY518P SE LED105/CW PSU WB GC	220 to 240 V	70 W	No
911401677008	BY518P SE LED140/NW PSU WB GC	220 to 240 V	98 W	No
911401677108	BY518P SE LED140/CW PSU WB GC	220 to 240 V	98 W	No

Order Code	Full Product Name	Input Voltage	Power Consumption	Suitable for random switching
911401677208	BY518P SE LED200/NW PSU WB GC	220 to 240 V	135 W	No
911401677308	BY518P SE LED200/CW PSU WB GC	220 to 240 V	135 W	No
911401677408	BY518P SE LED245/NW PSU WB GC	220 to 240 V	160 W	No
911401677508	BY518P SE LED245/CW PSU WB GC	220 to 240 V	160 W	No
911401677608	BY518P SE LED290/NW PSU WB GC	220 to 240 V	192 W	No
911401677708	BY518P SE LED290/CW PSU WB GC	220 to 240 V	192 W	No
911401677808	BY518P SE LED105/NW PSU WB GM	220 to 240 V	70 W	No
911401677908	BY518P SE LED105/CW PSU WB GM	220 to 240 V	70 W	No
911401678008	BY518P SE LED140/NW PSU WB GM	220 to 240 V	98 W	No
911401678108	BY518P SE LED140/CW PSU WB GM	220 to 240 V	98 W	No
911401678208	BY518P SE LED200/NW PSU WB GM	220 to 240 V	135 W	No
911401678308	BY518P SE LED200/CW PSU WB GM	220 to 240 V	135 W	No
911401678408	BY518P SE LED245/NW PSU WB GM	220 to 240 V	160 W	No
911401678508	BY518P SE LED245/CW PSU WB GM	220 to 240 V	160 W	No
911401678608	BY518P SE LED290/NW PSU WB GM	220 to 240 V	192 W	No
911401678708	BY518P SE LED290/CW PSU WB GM	220 to 240 V	192 W	No
911401647507	BY518P LED300/CW PSU NB GC	220-240 V	207 W	-
911401648107	BY518P LED300/CW PSU WB GM	220-240 V	207 W	-

GreenUp Round Highbay

Order Code	Full Product Name	Input Voltage	Power		Suitable for random switching
			Consumption		
911401648707	BY518P LED300/CW PSU NB GM	220-240 V	207 W	-	
911401650807	BY518P G2 LED300/CW PSU 220-240 WB LA	220-240 V	207 W	-	
911401650907	BY518P G2 LED300/CW PSU 220-240 NB LA	220-240 V	207 W	-	
911401645308	BY518P LED300/NW PSU WB CAU CL	220-240 V	207 W	-	
911401671207	BY518P LED110/NW PSU WB GC	220-240 V	77 W	-	
911401671307	BY518P LED110/CW PSU WB GC	220-240 V	77 W	-	
911401671407	BY518P LED160/NW PSU WB GC	220-240 V	115 W	-	
911401671507	BY518P LED160/CW PSU WB GC	220-240 V	115 W	-	
911401671607	BY518P LED110/NW PSU NB GC	220-240 V	77 W	-	
911401671707	BY518P LED110/CW PSU NB GC	220-240 V	77 W	-	
911401671807	BY518P LED160/NW PSU NB GC	220-240 V	115 W	-	
911401672007	BY518P LED110/NW PSU WB GM	220-240 V	77 W	-	
911401672107	BY518P LED110/CW PSU WB GM	220-240 V	77 W	-	
911401672207	BY518P LED160/NW PSU WB GM	220-240 V	115 W	-	

Order Code	Full Product Name	Input Voltage	Power		Suitable for random switching
			Consumption		
911401672307	BY518P LED160/CW PSU WB GM	220-240 V	115 W	-	
911401672507	BY518P LED110/CW PSU NB GM	220-240 V	77 W	-	
911401672707	BY518P LED160/CW PSU NB GM	220-240 V	115 W	-	
911401674407	BY518P G2 LED110/CW PSU 220-240 WB LA	220-240 V	77 W	-	
911401674607	BY518P G2 LED160/CW PSU 220-240 WB LA	220-240 V	115 W	-	
911401646607	BY518P LED260/NW PSU WB GC	220-240 V	187 W	-	
911401646707	BY518P LED260/CW PSU WB GC	220-240 V	187 W	-	
911401647207	BY518P LED260/NW PSU NB GC	220-240 V	187 W	-	
911401647807	BY518P LED260/NW PSU WB GM	220-240 V	187 W	-	
911401647907	BY518P LED260/CW PSU WB GM	220-240 V	187 W	-	
911401650607	BY518P G2 LED260/CW PSU 220-240 WB LA	220-240 V	187 W	-	
911401650707	BY518P G2 LED260/CW PSU 220-240 NB LA	220-240 V	187 W	-	
911401645108	BY518P LED210/NW PSU WB CAU CL	220-240 V	154 W	-	

Controls and Dimming

Order Code	Full Product Name	Maximum dim level
911401588745	BY518P SE LED50/NW PSU WB	Not applicable
911401588845	BY518P SE LED50/CW PSU WB	Not applicable
911401588945	BY518P SE LED70/NW PSU WB	Not applicable
911401589045	BY518P SE LED70/CW PSU WB	Not applicable
911401646407	BY518P LED210/NW PSU WB GC	-
911401646507	BY518P LED210/CW PSU WB GC	-
911401647007	BY518P LED210/NW PSU NB GC	-
911401647107	BY518P LED210/CW PSU NB GC	-
911401647607	BY518P LED210/NW PSU WB GM	-
911401647707	BY518P LED210/CW PSU WB GM	-
911401648307	BY518P LED210/CW PSU NB GM	-
911401650407	BY518P G2 LED210/CW PSU 220-240 WB LA	-
911401650507	BY518P G2 LED210/CW PSU 220-240 NB LA	-
911401645208	BY518P LED260/NW PSU WB CAU CL	-
911401676808	BY518P SE LED105/NW PSU WB GC	Not applicable
911401676908	BY518P SE LED105/CW PSU WB GC	Not applicable
911401677008	BY518P SE LED140/NW PSU WB GC	Not applicable
911401677108	BY518P SE LED140/CW PSU WB GC	Not applicable

Order Code	Full Product Name	Maximum dim level
911401677208	BY518P SE LED200/NW PSU WB GC	Not applicable
911401677308	BY518P SE LED200/CW PSU WB GC	Not applicable
911401677408	BY518P SE LED245/NW PSU WB GC	Not applicable
911401677508	BY518P SE LED245/CW PSU WB GC	Not applicable
911401677608	BY518P SE LED290/NW PSU WB GC	Not applicable
911401677708	BY518P SE LED290/CW PSU WB GC	Not applicable
911401677808	BY518P SE LED105/NW PSU WB GM	Not applicable
911401677908	BY518P SE LED105/CW PSU WB GM	Not applicable
911401678008	BY518P SE LED140/NW PSU WB GM	Not applicable
911401678108	BY518P SE LED140/CW PSU WB GM	Not applicable
911401678208	BY518P SE LED200/NW PSU WB GM	Not applicable
911401678308	BY518P SE LED200/CW PSU WB GM	Not applicable
911401678408	BY518P SE LED245/NW PSU WB GM	Not applicable
911401678508	BY518P SE LED245/CW PSU WB GM	Not applicable
911401678608	BY518P SE LED290/NW PSU WB GM	Not applicable
911401678708	BY518P SE LED290/CW PSU WB GM	Not applicable
911401647507	BY518P LED300/CW PSU NB GC	-
911401648107	BY518P LED300/CW PSU WB GM	-

GreenUp Round Highbay

Order Code	Full Product Name	Maximum dim level
911401648707	BY518P LED300/CW PSU NB GM	-
911401650807	BY518P G2 LED300/CW PSU 220-240 WB LA	-
911401650907	BY518P G2 LED300/CW PSU 220-240 NB LA	-
911401645308	BY518P LED300/NW PSU WB CAU CL	-
911401671207	BY518P LED110/NW PSU WB GC	-
911401671307	BY518P LED110/CW PSU WB GC	-
911401671407	BY518P LED160/NW PSU WB GC	-
911401671507	BY518P LED160/CW PSU WB GC	-
911401671607	BY518P LED110/NW PSU NB GC	-
911401671707	BY518P LED110/CW PSU NB GC	-
911401671807	BY518P LED160/NW PSU NB GC	-
911401672007	BY518P LED110/NW PSU WB GM	-
911401672107	BY518P LED110/CW PSU WB GM	-
911401672207	BY518P LED160/NW PSU WB GM	-

Order Code	Full Product Name	Maximum dim level
911401672307	BY518P LED160/CW PSU WB GM	-
911401672507	BY518P LED110/CW PSU NB GM	-
911401672707	BY518P LED160/CW PSU NB GM	-
911401674407	BY518P G2 LED110/CW PSU 220-240 WB LA	-
911401674607	BY518P G2 LED160/CW PSU 220-240 WB LA	-
911401646607	BY518P LED260/NW PSU WB GC	-
911401646707	BY518P LED260/CW PSU WB GC	-
911401647207	BY518P LED260/NW PSU NB GC	-
911401647807	BY518P LED260/NW PSU WB GM	-
911401647907	BY518P LED260/CW PSU WB GM	-
911401650607	BY518P G2 LED260/CW PSU 220-240 WB LA	-
911401650707	BY518P G2 LED260/CW PSU 220-240 NB LA	-
911401645108	BY518P LED210/NW PSU WB CAU CL	-

Mechanical and Housing

Order Code	Full Product Name	Housing Color
911401588745	BY518P SE LED50/NW PSU WB	Grey
911401588845	BY518P SE LED50/CW PSU WB	Grey
911401588945	BY518P SE LED70/NW PSU WB	Grey
911401589045	BY518P SE LED70/CW PSU WB	Grey
911401646407	BY518P LED210/NW PSU WB GC	Gray
911401646507	BY518P LED210/CW PSU WB GC	Gray
911401647007	BY518P LED210/NW PSU NB GC	Gray
911401647107	BY518P LED210/CW PSU NB GC	Gray
911401647607	BY518P LED210/NW PSU WB GM	Gray
911401647707	BY518P LED210/CW PSU WB GM	Gray
911401648307	BY518P LED210/CW PSU NB GM	Gray
911401650407	BY518P G2 LED210/CW PSU 220-240 WB LA	Gray
911401650507	BY518P G2 LED210/CW PSU 220-240 NB LA	Gray
911401645208	BY518P LED260/NW PSU WB CAU CL	Gray
911401676808	BY518P SE LED105/NW PSU WB GC	Grey
911401676908	BY518P SE LED105/CW PSU WB GC	Grey
911401677008	BY518P SE LED140/NW PSU WB GC	Grey
911401677108	BY518P SE LED140/CW PSU WB GC	Grey
911401677208	BY518P SE LED200/NW PSU WB GC	Grey
911401677308	BY518P SE LED200/CW PSU WB GC	Grey
911401677408	BY518P SE LED245/NW PSU WB GC	Grey
911401677508	BY518P SE LED245/CW PSU WB GC	Grey
911401677608	BY518P SE LED290/NW PSU WB GC	Grey
911401677708	BY518P SE LED290/CW PSU WB GC	Grey
911401677808	BY518P SE LED105/NW PSU WB GM	Grey
911401677908	BY518P SE LED105/CW PSU WB GM	Grey
911401678008	BY518P SE LED140/NW PSU WB GM	Grey
911401678108	BY518P SE LED140/CW PSU WB GM	Grey
911401678208	BY518P SE LED200/NW PSU WB GM	Grey
911401678308	BY518P SE LED200/CW PSU WB GM	Grey
911401678408	BY518P SE LED245/NW PSU WB GM	Grey
911401678508	BY518P SE LED245/CW PSU WB GM	Grey

Order Code	Full Product Name	Housing Color
911401678608	BY518P SE LED290/NW PSU WB GM	Grey
911401678708	BY518P SE LED290/CW PSU WB GM	Grey
911401647507	BY518P LED300/CW PSU NB GC	Gray
911401648107	BY518P LED300/CW PSU WB GM	Gray
911401648707	BY518P LED300/CW PSU NB GM	Gray
911401650807	BY518P G2 LED300/CW PSU 220-240 WB LA	Gray
911401650907	BY518P G2 LED300/CW PSU 220-240 NB LA	Gray
911401645308	BY518P LED300/NW PSU WB CAU CL	Gray
911401671207	BY518P LED110/NW PSU WB GC	Gray
911401671307	BY518P LED110/CW PSU WB GC	Gray
911401671407	BY518P LED160/NW PSU WB GC	Gray
911401671507	BY518P LED160/CW PSU WB GC	Gray
911401671607	BY518P LED110/NW PSU NB GC	Gray
911401671707	BY518P LED110/CW PSU NB GC	Gray
911401671807	BY518P LED160/NW PSU NB GC	Gray
911401672007	BY518P LED110/NW PSU WB GM	Gray
911401672107	BY518P LED110/CW PSU WB GM	Gray
911401672207	BY518P LED160/NW PSU WB GM	Gray
911401672307	BY518P LED160/CW PSU WB GM	Gray
911401672507	BY518P LED110/CW PSU NB GM	Gray
911401672707	BY518P LED160/CW PSU NB GM	Gray
911401674407	BY518P G2 LED110/CW PSU 220-240 WB LA	Gray
911401674607	BY518P G2 LED160/CW PSU 220-240 WB LA	Gray
911401646607	BY518P LED260/NW PSU WB GC	Gray
911401646707	BY518P LED260/CW PSU WB GC	Gray
911401647207	BY518P LED260/NW PSU NB GC	Gray
911401647807	BY518P LED260/NW PSU WB GM	Gray
911401647907	BY518P LED260/CW PSU WB GM	Gray
911401650607	BY518P G2 LED260/CW PSU 220-240 WB LA	Gray
911401650707	BY518P G2 LED260/CW PSU 220-240 NB LA	Gray
911401645108	BY518P LED210/NW PSU WB CAU CL	Gray

Approval and Application

GreenUp Round Highbay

Order Code	Full Product Name	Ambient temperature range	CE mark
911401588745	BY518P SE LED50/NW PSU WB	-30 to +45 °C	Yes
911401588845	BY518P SE LED50/CW PSU WB	-30 to +45 °C	Yes
911401588945	BY518P SE LED70/NW PSU WB	-30 to +45 °C	Yes
911401589045	BY518P SE LED70/CW PSU WB	-30 to +45 °C	Yes
911401646407	BY518P LED210/NW PSU WB GC	-20 to +45 °C	Yes
911401646507	BY518P LED210/CW PSU WB GC	-20 to +45 °C	Yes
911401647007	BY518P LED210/NW PSU NB GC	-20 to +45 °C	Yes
911401647107	BY518P LED210/CW PSU NB GC	-20 to +45 °C	Yes
911401647607	BY518P LED210/NW PSU WB GM	-20 to +45 °C	Yes
911401647707	BY518P LED210/CW PSU WB GM	-20 to +45 °C	Yes
911401648307	BY518P LED210/CW PSU NB GM	-20 to +45 °C	Yes
911401650407	BY518P G2 LED210/CW PSU 220-240 WB LA	-20 to +45 °C	Yes
911401650507	BY518P G2 LED210/CW PSU 220-240 NB LA	-20 to +45 °C	Yes
911401645208	BY518P LED260/NW PSU WB CAU CL	-20 to +45 °C	No
911401676808	BY518P SE LED105/NW PSU WB GC	-30 to +45 °C	Yes
911401676908	BY518P SE LED105/CW PSU WB GC	-30 to +45 °C	Yes
911401677008	BY518P SE LED140/NW PSU WB GC	-30 to +45 °C	Yes
911401677108	BY518P SE LED140/CW PSU WB GC	-30 to +45 °C	Yes
911401677208	BY518P SE LED200/NW PSU WB GC	-30 to +45 °C	Yes
911401677308	BY518P SE LED200/CW PSU WB GC	-30 to +45 °C	Yes
911401677408	BY518P SE LED245/NW PSU WB GC	-30 to +45 °C	Yes
911401677508	BY518P SE LED245/CW PSU WB GC	-30 to +45 °C	Yes
911401677608	BY518P SE LED290/NW PSU WB GC	-30 to +45 °C	Yes
911401677708	BY518P SE LED290/CW PSU WB GC	-30 to +45 °C	Yes
911401677808	BY518P SE LED105/NW PSU WB GM	-30 to +45 °C	Yes
911401677908	BY518P SE LED105/CW PSU WB GM	-30 to +45 °C	Yes
911401678008	BY518P SE LED140/NW PSU WB GM	-30 to +45 °C	Yes
911401678108	BY518P SE LED140/CW PSU WB GM	-30 to +45 °C	Yes
911401678208	BY518P SE LED200/NW PSU WB GM	-30 to +45 °C	Yes

Order Code	Full Product Name	Ambient temperature range	CE mark
911401678308	BY518P SE LED200/CW PSU WB GM	-30 to +45 °C	Yes
911401678408	BY518P SE LED245/NW PSU WB GM	-30 to +45 °C	Yes
911401678508	BY518P SE LED245/CW PSU WB GM	-30 to +45 °C	Yes
911401678608	BY518P SE LED290/NW PSU WB GM	-30 to +45 °C	Yes
911401678708	BY518P SE LED290/CW PSU WB GM	-30 to +45 °C	Yes
911401647507	BY518P LED300/CW PSU NB GC	-20 to +45 °C	Yes
911401648107	BY518P LED300/CW PSU WB GM	-20 to +45 °C	Yes
911401648707	BY518P LED300/CW PSU NB GM	-20 to +45 °C	Yes
911401650807	BY518P G2 LED300/CW PSU 220-240 WB LA	-20 to +45 °C	Yes
911401650907	BY518P G2 LED300/CW PSU 220-240 NB LA	-20 to +45 °C	Yes
911401645308	BY518P LED300/NW PSU WB CAU CL	-20 to +45 °C	No
911401671207	BY518P LED110/NW PSU WB GC	-20 to +45 °C	Yes
911401671307	BY518P LED110/CW PSU WB GC	-20 to +45 °C	Yes
911401671407	BY518P LED160/NW PSU WB GC	-20 to +45 °C	Yes
911401671507	BY518P LED160/CW PSU WB GC	-20 to +45 °C	Yes
911401671607	BY518P LED110/NW PSU NB GC	-20 to +45 °C	Yes
911401671707	BY518P LED110/CW PSU NB GC	-20 to +45 °C	Yes
911401671807	BY518P LED160/NW PSU NB GC	-20 to +45 °C	Yes
911401672007	BY518P LED110/NW PSU WB GM	-20 to +45 °C	Yes
911401672107	BY518P LED110/CW PSU WB GM	-20 to +45 °C	Yes
911401672207	BY518P LED160/NW PSU WB GM	-20 to +45 °C	Yes
911401672307	BY518P LED160/CW PSU WB GM	-20 to +45 °C	Yes
911401672507	BY518P LED110/CW PSU NB GM	-20 to +45 °C	Yes
911401672707	BY518P LED160/CW PSU NB GM	-20 to +45 °C	Yes
911401674407	BY518P G2 LED110/CW PSU 220-240 WB LA	-20 to +45 °C	Yes
911401674607	BY518P G2 LED160/CW PSU 220-240 WB LA	-20 to +45 °C	Yes
911401646607	BY518P LED260/NW PSU WB GC	-20 to +45 °C	Yes
911401646707	BY518P LED260/CW PSU WB GC	-20 to +45 °C	Yes
911401647207	BY518P LED260/NW PSU NB GC	-20 to +45 °C	Yes
911401647807	BY518P LED260/NW PSU WB GM	-20 to +45 °C	Yes
911401647907	BY518P LED260/CW PSU WB GM	-20 to +45 °C	Yes
911401650607	BY518P G2 LED260/CW PSU 220-240 WB LA	-20 to +45 °C	Yes
911401650707	BY518P G2 LED260/CW PSU 220-240 NB LA	-20 to +45 °C	Yes
911401645108	BY518P LED210/NW PSU WB CAU CL	-20 to +45 °C	No

Initial Performance (IEC Compliant)

GreenUp Round Highway

Order Code	Full Product Name	Initial chromaticity
911401588745	BY518P SE LED50/NW PSU WB	(0.38, 0.375) SDCM<5
911401588845	BY518P SE LED50/CW PSU WB	(0.313, 0.329) SDCM<5
911401588945	BY518P SE LED70/NW PSU WB	(0.38, 0.375) SDCM<5
911401589045	BY518P SE LED70/CW PSU WB	(0.313, 0.329) SDCM<5
911401646407	BY518P LED210/NW PSU WB GC	(0.385, 0.380) SDCM<5
911401646507	BY518P LED210/CW PSU WB GC	(0.316, 0.332) SDCM<5
911401647007	BY518P LED210/NW PSU NB GC	(0.385, 0.380) SDCM<5
911401647107	BY518P LED210/CW PSU NB GC	(0.316, 0.332) SDCM<5
911401647607	BY518P LED210/NW PSU WB GM	(0.385, 0.380) SDCM<5
911401647707	BY518P LED210/CW PSU WB GM	(0.316, 0.332) SDCM<5
911401648307	BY518P LED210/CW PSU NB GM	(0.316, 0.332) SDCM<5
911401650407	BY518P G2 LED210/CW PSU 220-240 WB LA	(0.316, 0.332) SDCM<5
911401650507	BY518P G2 LED210/CW PSU 220-240 NB LA	(0.316, 0.332) SDCM<5
911401645208	BY518P LED260/NW PSU WB CAU CL	SDCM<5
911401676808	BY518P SE LED105/NW PSU WB GC	(0.38, 0.375) SDCM<5
911401676908	BY518P SE LED105/CW PSU WB GC	(0.313, 0.329) SDCM<5
911401677008	BY518P SE LED140/NW PSU WB GC	(0.38, 0.375) SDCM<5
911401677108	BY518P SE LED140/CW PSU WB GC	(0.313, 0.329) SDCM<5
911401677208	BY518P SE LED200/NW PSU WB GC	(0.38, 0.375) SDCM<5
911401677308	BY518P SE LED200/CW PSU WB GC	(0.313, 0.329) SDCM<5
911401677408	BY518P SE LED245/NW PSU WB GC	(0.38, 0.375) SDCM<5
911401677508	BY518P SE LED245/CW PSU WB GC	(0.313, 0.329) SDCM<5
911401677608	BY518P SE LED290/NW PSU WB GC	(0.38, 0.375) SDCM<5
911401677708	BY518P SE LED290/CW PSU WB GC	(0.313, 0.329) SDCM<5
911401677808	BY518P SE LED105/NW PSU WB GM	(0.38, 0.375) SDCM<5
911401677908	BY518P SE LED105/CW PSU WB GM	(0.313, 0.329) SDCM<5
911401678008	BY518P SE LED140/NW PSU WB GM	(0.38, 0.375) SDCM<5
911401678108	BY518P SE LED140/CW PSU WB GM	(0.313, 0.329) SDCM<5
911401678208	BY518P SE LED200/NW PSU WB GM	(0.38, 0.375) SDCM<5
911401678308	BY518P SE LED200/CW PSU WB GM	(0.313, 0.329) SDCM<5
911401678408	BY518P SE LED245/NW PSU WB GM	(0.38, 0.375) SDCM<5
911401678508	BY518P SE LED245/CW PSU WB GM	(0.313, 0.329) SDCM<5

Order Code	Full Product Name	Initial chromaticity
911401678608	BY518P SE LED290/NW PSU WB GM	(0.38, 0.375) SDCM<5
911401678708	BY518P SE LED290/CW PSU WB GM	(0.313, 0.329) SDCM<5
911401647507	BY518P LED300/CW PSU NB GC	(0.316, 0.332) SDCM<5
911401648107	BY518P LED300/CW PSU WB GM	(0.316, 0.332) SDCM<5
911401648707	BY518P LED300/CW PSU NB GM	(0.316, 0.332) SDCM<5
911401650807	BY518P G2 LED300/CW PSU 220-240 WB LA	(0.316, 0.332) SDCM<5
911401650907	BY518P G2 LED300/CW PSU 220-240 NB LA	(0.316, 0.332) SDCM<5
911401645308	BY518P LED300/NW PSU WB CAU CL	SDCM<5
911401671207	BY518P LED110/NW PSU WB GC	(0.385, 0.380) SDCM<5
911401671307	BY518P LED110/CW PSU WB GC	(0.316, 0.332) SDCM<5
911401671407	BY518P LED160/NW PSU WB GC	(0.385, 0.380) SDCM<5
911401671507	BY518P LED160/CW PSU WB GC	(0.316, 0.332) SDCM<5
911401671607	BY518P LED110/NW PSU NB GC	(0.385, 0.380) SDCM<5
911401671707	BY518P LED110/CW PSU NB GC	(0.316, 0.332) SDCM<5
911401671807	BY518P LED160/NW PSU NB GC	(0.385, 0.380) SDCM<5
911401672007	BY518P LED110/NW PSU WB GM	(0.385, 0.380) SDCM<5
911401672107	BY518P LED110/CW PSU WB GM	(0.316, 0.332) SDCM<5
911401672207	BY518P LED160/NW PSU WB GM	(0.385, 0.380) SDCM<5
911401672307	BY518P LED160/CW PSU WB GM	(0.316, 0.332) SDCM<5
911401672507	BY518P LED110/CW PSU NB GM	(0.316, 0.332) SDCM<5
911401672707	BY518P LED160/CW PSU NB GM	(0.316, 0.332) SDCM<5
911401674407	BY518P G2 LED110/CW PSU 220-240 WB LA	(0.316, 0.332) SDCM<5
911401674607	BY518P G2 LED160/CW PSU 220-240 WB LA	(0.316, 0.332) SDCM<5
911401646607	BY518P LED260/NW PSU WB GC	(0.385, 0.380) SDCM<5
911401646707	BY518P LED260/CW PSU WB GC	(0.316, 0.332) SDCM<5
911401647207	BY518P LED260/NW PSU NB GC	(0.385, 0.380) SDCM<5
911401647807	BY518P LED260/NW PSU WB GM	(0.385, 0.380) SDCM<5
911401647907	BY518P LED260/CW PSU WB GM	(0.316, 0.332) SDCM<5
911401650607	BY518P G2 LED260/CW PSU 220-240 WB LA	(0.316, 0.332) SDCM<5
911401650707	BY518P G2 LED260/CW PSU 220-240 NB LA	(0.316, 0.332) SDCM<5
911401645108	BY518P LED210/NW PSU WB CAU CL	SDCM<5

