



Install smarter, finish sooner Choose long-lasting reliability and performance

CoreLine Value Highbay

CoreLine Value High-bay is the right choice for projects where essential specification and ease of installation are key. It comes with a trusted, high light quality, good service lifetime, energy savings and less maintenance. CoreLine Value High-bay delivers clear benefits for the installer too. The luminaire can be installed on the existing grid, and electrical connection is straightforward – there is no need to open the luminaire for installation and the external IP65 connector makes things easy to handle. A selection of optional accessories are available, including reflectors and a bracket to further increase installation flexibility.

Benefits

- Fulfills needs of essential projects, thanks to robust design and high water and dust-proof rating (IP65)
- Saves on energy and maintenance costs
- Easy installation thanks to single suspension hook and external connector

Features

- Modern, high-quality die-cast aluminium housing
- Long lifetime and high efficiency: 50.000 hours with flux at 70% min. compared to initial level
- High efficiency: up to 140lm/W
- IP65 external electrical connection
- Selection of optional accessories: reflectors and mounting bracket

CoreLine Value Highbay

Application

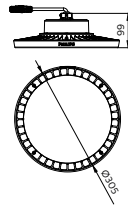
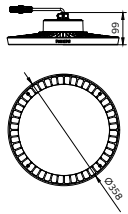
- General manufacturing
- Warehouses and logistical centres

Versions



CoreLine High-bay Value BY101P

Dimensional drawing



Product details

CoreLine High-bay Value BY101P
connector DPP4

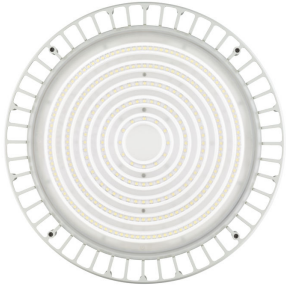


CoreLine High-bay Value BY101P
with hook 2 DPP3



CoreLine Value Highbay

Product details



CoreLine High-bay Value BY101P
front DPP5

General Information

Driver included	Yes
Light source replaceable	No
Number of gear units	1 unit

Light Technical

Correlated Color Temperature (Nom)	4000 K
Color rendering index (CRI)	>80
Optic type	Wide beam

Operating and Electrical

Protection class IEC	Safety class I
Input Voltage	220 to 240 V
Line Frequency	50 or 60 Hz
Suitable for random switching	No

Controls and Dimming

Dimmable	No
----------	----

Mechanical and Housing

Housing Color	Gray
Mech. impact protection code	IK06
Ingress protection code	IP65

Approval and Application

Ambient temperature range	-20 to +45 °C
CE mark	Yes
ENEC mark	-
Flammability mark	-
Glow-wire test	Temperature 650 °C, duration 30 s

Initial Performance (IEC Compliant)

Initial chromaticity	(0.385, 0.380) SDCM<5
Luminous flux tolerance	+/-10%

Light Technical

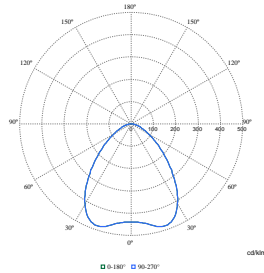
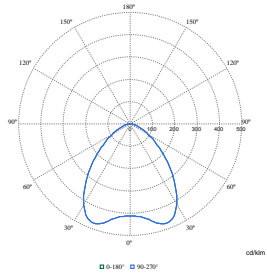
Order Code	Full Product Name	Luminous Efficacy (rated) (Nom)	Luminous Flux
911401646207	BY101P LED200S/840 PSU WB	129 lm/W	20,000 lm
911401646307	BY102P LED260S/840 PSU WB	139 lm/W	26,000 lm

Operating and Electrical

CoreLine Value Highbay

Order Code	Full Product Name	Power Consumption	Order Code	Full Product Name	Power Consumption
911401646207	BY101P LED200S/840 PSU WB	154 W	911401646307	BY102P LED260S/840 PSU WB	187 W

Polar Wide Diagrams



Polar Normal (separate) - 911401646207

Polar Normal (separate) - 911401646307

