



Easy Choice and Reliable Operation; Wattage selectable and color temperature selectable.

Tempo All-in

Tempo All-in LED floodlights are highly versatile and are designed to meet diverse application requirements, including billboards, security amenity lighting, building facade, parking spaces. Not only do Tempo All-in LED floodlights provide illumination of high performance with easy choice of wattage selectable and color temperature selectable, they also combine functionality with aesthetics, without compromising on cost efficiency and reliability over the long lifespan.

Benefits

- Trusted - High performance, longer life and reliable
- All-in design by dip switch with CCT selectable & lumen/wattage selectable
- Fast installation with flying cable
- Energy saving

Features

- Reliable performance of 50Khrs @L80 lifetime, IP66/IK08, complying to CB and IES safety standard.
- CCT 3000-4000-5700K selectable & wattage/lumen selectable easily adjusted by switch.
- Symmetric & Asymmetric two beam angle options which can meet professional applications
- 140lm/w system efficacy

Tempo All-in

Application

- Architecture and landscape lighting
- Billboards, advertising lighting
- Security/amenity lighting
- Parking area lighting

Warnings and Safety

- NOT recommended for very severe conditions (marine areas, beaches, deserts, industrial sites or any harsh environment).
- The efficacy typical value and may vary by different color temperature, different wattage and optics.

Versions

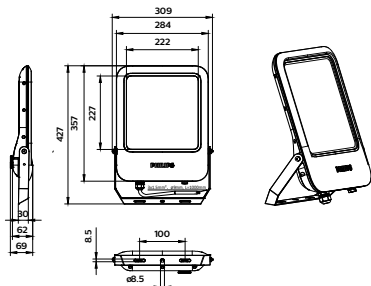
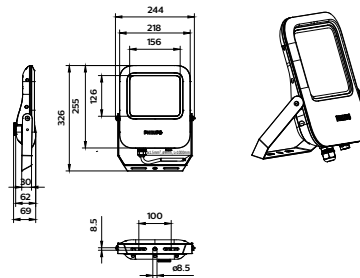
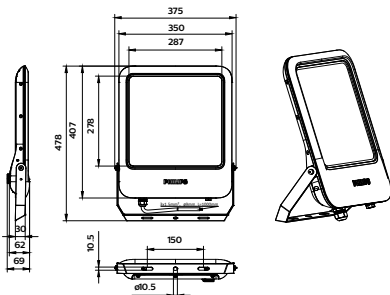


tempo all-in small



tempo all-in medium

Dimensional drawing



Tempo All-in

Product details



tempo all-in detail image



tempo all-in detail image

General Information

Driver included	Yes
Gear	EB
Number of gear units	1 unit

Light Technical

Light source color	White
Correlated Color Temperature (Nom)	3000 K
Color rendering index (CRI)	≥80
Number of light sources	1

Controls and Dimming

Dimmable	Fixed
Maximum dim level	Not applicable

Mechanical and Housing

Optical cover type	Glass
Housing Color	Gray
Mech. impact protection code	IK08
Ingress protection code	IP66

Approval and Application

CE mark	No
Flammability mark	For mounting on normally flammable surfaces
Glow-wire test	Temperature 650 °C, duration 30 s

Light Technical

Order Code	Full Product Name	Luminaire light beam spread	Luminous Flux
911401854488	BVP331 LED50 MCT 35W A	53° - 35° x 150°	5,000 lm
911401854588	BVP331 LED50 MCT 35W S	30° x 80°	5,000 lm
911401854888	BVP333 LED180/220/260 MCT 120/150/185W A	53° - 35° x 150°	26,000 lm
911401854988	BVP333 LED180/220/260 MCT 120/150/185W S	30° x 80°	26,000 lm
911401854688	BVP332 LED80/120/160 MCT 52/82/115W A	53° - 35° x 150°	16,100 lm
911401854788	BVP332 LED80/120/160 MCT 52/82/115W S	30° x 80°	16,100 lm

Operating and Electrical

Order Code	Full Product Name	Power Consumption
911401854488	BVP331 LED50 MCT 35W A	35 W
911401854588	BVP331 LED50 MCT 35W S	35 W
911401854888	BVP333 LED180/220/260 MCT 120/150/185W A	185 W

Order Code	Full Product Name	Power Consumption
911401854988	BVP333 LED180/220/260 MCT 120/150/185W S	185 W
911401854688	BVP332 LED80/120/160 MCT 52/82/115W A	115 W
911401854788	BVP332 LED80/120/160 MCT 52/82/115W S	115 W

Tempo All-in

