



Ledinaire floodlight – Simply great LED

Ledinaire All-in floodlights

With this Ledinaire all-in floodlights range, you can easily adjust the color temperature by a simple switch. No need to choose between warm white, neutral white or cool white anymore, you get all these in one single product! The range comes with the Philips high quality levels at a competitive price. Reliable, energy-efficient and affordable – just what you need.

Benefits

- Adjust easily the color temperature on the floodlight
- Designed for a wide range of applications
- Easy to install
- Reliable

Features

- 3000K-4000K-6500K CCTs switchable by a switch at the back of the floodlight
- Wide range of applications with lumen outputs from 1200lm, up to 24000lm
- Long lifetime of 50,000 hours (L80)
- Symmetric and Asymmetric optics available
- Available with and without motion sensor
- IP65 - IK07 (BVP167 series) - IK08 (BVP169 series)

Application


- Outdoor areas, parking lots, Retail stores fronts, Warehouse surroundings, Small recreational sports field or municipal multipurpose sport facilities

Ledinaire All-in floodlights

Versions



BVP167 LED60/830 40 65PSU
50W SWB WH RTP



Ledinaire Floodlight BVP167 10W
MDU All in RTP



Ledinaire Floodlight BVP167 30W
MDU All in RTP



Ledinaire Floodlight BVP167 200W
All in RTP



Ledinaire Floodlight BVP167 90W
AWB All in RTP



Ledinaire Floodlight BVP167 50W
All in RTP




Ledinaire Floodlight BVP167 150W
All in RTP



BVP169 LED120/830 40 65PSU
100W SWB WH RTP

Ledinaire All-in floodlights

Versions



Ledinaire Floodlight BVP167 30W
All in RTP



BVP167 LED36/830 40 65PSU
30W SWB WH RTP



Ledinaire Floodlight BVP167 20W
All in RTP



Ledinaire Floodlight BVP167 100W
All in RTP




BVP167 LED24/830 40 65PSU
20W SWB WH RTP



Ledinaire Floodlight BVP167 135W
AWB All in RTP



Ledinaire Floodlight BVP167 180W
AWB All in RTP



Ledinaire Floodlight BVP167 20W
MDU All in RTP

Ledinaire All-in floodlights

Versions

Ledinaire Floodlight BVP167 70W
All in RTP




Ledinaire Floodlight BVP167 65W
AWB All in RTP



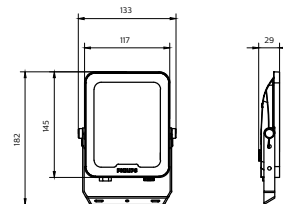
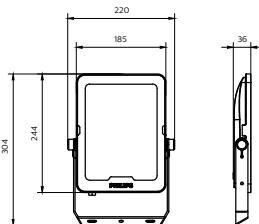
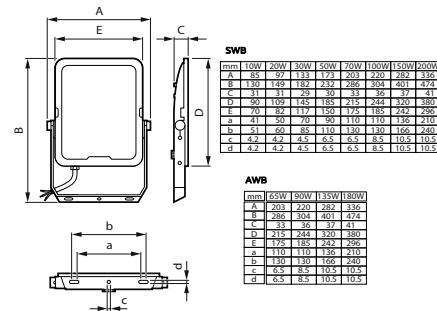
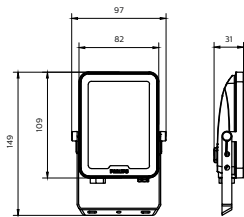
Ledinaire Floodlight BVP167 50W
MDU All in RTP



Ledinaire Floodlight BVP167 10W
All in RTP




Dimensional drawing



Ledinaire All-in floodlights

Dimensional drawing



Product details



Ledinaire floodlight All-in -
BVP167 - 10W

General Information

Driver included	Yes
Number of gear units	Unit

Light Technical

All-in Type	All-in, Multi Color Temperature
Correlated Colour Temperature (Nom)	3000 K
Upwards light output ratio	0

Controls and Dimming

Dimmable	No
----------	----

Mechanical and Housing

Optical cover type	Glass
Ingress protection code	IP65
Standard tilt angle side entry	-

Emergency Operation

Central Emergency	No
-------------------	----

Approval and Application

CE mark	Yes
Flammability mark	For mounting on normally flammable surfaces

General Information

Order Code	Full Product Name	Lamp family code
911401866188	BVP167 LED60/830_40_65PSU 50W SWB WH	-
911401891386	BVP167 LED12/830_40_65 PSU 10W SWB MDU	LED12S
911401893386	BVP167 LED36/830_40_65 PSU 30W SWB MDU	LED36S
911401878386	BVP169 LED240/830_40_65 PSU 200W SWB	LED240S
911401884386	BVP169 LED105/830_40_65 PSU 90W AWB	LED105S
911401874386	BVP167 LED60/830_40_65 PSU 50W SWB	LED60S
911401877386	BVP169 LED180/830_40_65 PSU 150W SWB	LED180-4S
911401866288	BVP169 LED120/830_40_65PSU 100W SWB WH	-
911401873386	BVP167 LED36/830_40_65 PSU 30W SWB	LED36S
911401866088	BVP167 LED36/830_40_65PSU 30W SWB WH	-
911401872386	BVP167 LED24/830_40_65 PSU 20W SWB	LED24S
911401876386	BVP169 LED120/830_40_65 PSU 100W SWB	LED120S
911401865988	BVP167 LED24/830_40_65PSU 20W SWB WH	-
911401875586	BVP167 LED84/830_40_65 PSU 65W SWB PH	LED84S
911401876586	BVP169 LED120/830_40_65 PSU 90W SWB PH	LED120S
911401877586	BVP169 LED180/830_40_65 PSU 135W SWB PH	LED180-4S
911401878586	BVP169 LED240/830_40_65 PSU 180W SWB PH	LED240S
911401883586	BVP167 LED73/830_40_65 PSU 65W AWB PH	LED73-4S
911401884586	BVP169 LED105/830_40_65 PSU 90W AWB PH	LED105S
911401885586	BVP169 LED157/830_40_65 PSU 135W AWB PH	LED157-4S
911401886586	BVP169 LED210/830_40_65 PSU 180W AWB PH	LED210-4S
911401885386	BVP169 LED157/830_40_65 PSU 135W AWB	LED157-4S
911401886386	BVP169 LED210/830_40_65 PSU 180W AWB	LED210-4S
911401892386	BVP167 LED24/830_40_65 PSU 20W SWB MDU	LED24S
911401875386	BVP167 LED84/830_40_65 PSU 70W SWB	LED84S

Ledinaire All-in floodlights

Order Code	Full Product Name	Lamp family code
911401883386	BVP167 LED73/830_40_65 PSU 65W AWB	LED73-4S
911401894386	BVP167 LED60/830_40_65 PSU 50W SWB MDU	LED60S
911401871386	BVP167 LED12/830_40_65 PSU 10W SWB	LED12S

Light Technical (1/2)

Order Code	Full Product Name	Luminaire light		Colour rendering		Order Code	Full Product Name	Luminaire light		Colour rendering	
		beam spread	Light source colour	index (CRI)	Luminous Flux			beam spread	Light source colour	index (CRI)	Luminous Flux
911401866188	BVP167 LED60/830_40_65PSU 50W SWB WH	110°	White	≥80	5,500 lm	911401876586	BVP169 LED120/830_40_65 PSU 90W SWB PH	110°	Multi Colour Temperature	>80	11,000 lm
911401891386	BVP167 LED12/830_40_65 PSU 10W SWB MDU	110°	Multi Colour Temperature	>80	1,100 lm	911401877586	BVP169 LED180/830_40_65 PSU 135W SWB PH	110°	Multi Colour Temperature	>80	16,500 lm
911401893386	BVP167 LED36/830_40_65 PSU 30W SWB MDU	110°	Multi Colour Temperature	>80	3,300 lm	911401878586	BVP169 LED240/830_40_65 PSU 180W SWB PH	110°	Multi Colour Temperature	>80	22,000 lm
911401878386	BVP169 LED240/830_40_65 PSU 200W SWB	110°	Multi Colour Temperature	>80	22,000 lm	911401883586	BVP167 LED73/830_40_65 PSU 65W AWB PH	92° x 52°	Multi Colour Temperature	>80	7,000 lm
911401884386	BVP169 LED105/830_40_65 PSU 90W AWB	92° x 52°	Multi Colour Temperature	>80	10,000 lm	911401884586	BVP169 LED105/830_40_65 PSU 90W AWB PH	92° x 52°	Multi Colour Temperature	>80	10,000 lm
911401874386	BVP167 LED60/830_40_65 PSU 50W SWB	110°	Multi Colour Temperature	>80	5,500 lm	911401885586	BVP169 LED157/830_40_65 PSU 135W AWB PH	92° x 52°	Multi Colour Temperature	>80	15,000 lm
911401877386	BVP169 LED180/830_40_65 PSU 150W SWB	110°	Multi Colour Temperature	>80	16,500 lm	911401886586	BVP169 LED210/830_40_65 PSU 180W AWB PH	92° x 52°	Multi Colour Temperature	>80	20,000 lm
911401866288	BVP169 LED120/830_40_65PSU 100W SWB WH	110°	White	≥80	11,000 lm	911401885386	BVP169 LED157/830_40_65 PSU 135W AWB	92° x 52°	Multi Colour Temperature	>80	15,000 lm
911401873386	BVP167 LED36/830_40_65 PSU 30W SWB	110°	Multi Colour Temperature	>80	3,300 lm	911401886386	BVP169 LED210/830_40_65 PSU 180W AWB	92° x 52°	Multi Colour Temperature	>80	20,000 lm
911401866088	BVP167 LED36/830_40_65PSU 30W SWB WH	110°	White	≥80	3,300 lm	911401892386	BVP167 LED24/830_40_65 PSU 20W SWB MDU	110°	Multi Colour Temperature	>80	2,200 lm
911401872386	BVP167 LED24/830_40_65 PSU 20W SWB	110°	Multi Colour Temperature	>80	2,200 lm	911401875386	BVP167 LED84/830_40_65 PSU 70W SWB	110°	Multi Colour Temperature	>80	7,700 lm
911401876386	BVP169 LED120/830_40_65 PSU 100W SWB	110°	Multi Colour Temperature	>80	11,000 lm	911401883386	BVP167 LED73/830_40_65 PSU 65W AWB	92° x 52°	Multi Colour Temperature	>80	7,000 lm
911401865988	BVP167 LED24/830_40_65PSU 20W SWB WH	110°	White	≥80	2,200 lm	911401894386	BVP167 LED60/830_40_65 PSU 50W SWB MDU	110°	Multi Colour Temperature	>80	5,500 lm
911401875586	BVP167 LED84/830_40_65 PSU 65W SWB PH	110°	Multi Colour Temperature	>80	7,700 lm	911401871386	BVP167 LED12/830_40_65 PSU 10W SWB	110°	Multi Colour Temperature	>80	1,100 lm

Ledinaire All-in floodlights

Light Technical (2/2)

Order Code	Full Product Name	Optic type outdoor
911401866188	BVP167 LED60/830_40_65PSU 50W SWB WH	Symmetrical wide beam
911401891386	BVP167 LED12/830_40_65 PSU 10W SWB MDU	Symmetrical
911401893386	BVP167 LED36/830_40_65 PSU 30W SWB MDU	Symmetrical
911401878386	BVP169 LED240/830_40_65 PSU 200W SWB	Symmetrical
911401884386	BVP169 LED105/830_40_65 PSU 90W AWB	Asymmetrical
911401874386	BVP167 LED60/830_40_65 PSU 50W SWB	Symmetrical
911401877386	BVP169 LED180/830_40_65 PSU 150W SWB	Symmetrical
911401866288	BVP169 LED120/830_40_65PSU 100W SWB WH	Symmetrical wide beam
911401873386	BVP167 LED36/830_40_65 PSU 30W SWB	Symmetrical
911401866088	BVP167 LED36/830_40_65PSU 30W SWB WH	Symmetrical wide beam
911401872386	BVP167 LED24/830_40_65 PSU 20W SWB	Symmetrical
911401876386	BVP169 LED120/830_40_65 PSU 100W SWB	Symmetrical
911401865988	BVP167 LED24/830_40_65PSU 20W SWB WH	Symmetrical wide beam

Order Code	Full Product Name	Optic type outdoor
911401875586	BVP167 LED84/830_40_65 PSU 65W SWB PH	Symmetrical
911401876586	BVP169 LED120/830_40_65 PSU 90W SWB PH	Symmetrical
911401877586	BVP169 LED180/830_40_65 PSU 135W SWB PH	Symmetrical
911401878586	BVP169 LED240/830_40_65 PSU 180W SWB PH	Symmetrical
911401883586	BVP167 LED73/830_40_65 PSU 65W AWB PH	Asymmetrical
911401884586	BVP169 LED105/830_40_65 PSU 90W AWB PH	Asymmetrical
911401885586	BVP169 LED157/830_40_65 PSU 135W AWB PH	Asymmetrical
911401886586	BVP169 LED210/830_40_65 PSU 180W AWB PH	Asymmetrical
911401885386	BVP169 LED157/830_40_65 PSU 135W AWB	Asymmetrical
911401886386	BVP169 LED210/830_40_65 PSU 180W AWB	Asymmetrical
911401892386	BVP167 LED24/830_40_65 PSU 20W SWB MDU	Symmetrical
911401875386	BVP167 LED84/830_40_65 PSU 70W SWB	Symmetrical
911401883386	BVP167 LED73/830_40_65 PSU 65W AWB	Asymmetrical
911401894386	BVP167 LED60/830_40_65 PSU 50W SWB MDU	Symmetrical
911401871386	BVP167 LED12/830_40_65 PSU 10W SWB	Symmetrical

Operating and Electrical

Order Code	Full Product Name	Power Consumption	Surge Protection (Common/Differential)
911401866188	BVP167 LED60/830_40_65PSU 50W SWB WH	50 W	2/2 kV kV
911401891386	BVP167 LED12/830_40_65 PSU 10W SWB MDU	10 W	Surge protection level until 1.5 kV differential mode and 1.5 kV common mode
911401893386	BVP167 LED36/830_40_65 PSU 30W SWB MDU	30 W	Surge protection level until 1.5 kV differential mode and 1.5 kV common mode
911401878386	BVP169 LED240/830_40_65 PSU 200W SWB	200 W	Surge protection level until 1.5 kV differential mode and 1.5 kV common mode
911401884386	BVP169 LED105/830_40_65 PSU 90W AWB	90 W	Surge protection level until 1.5 kV differential mode and 1.5 kV common mode
911401874386	BVP167 LED60/830_40_65 PSU 50W SWB	50 W	Surge protection level until 1.5 kV differential mode and 1.5 kV common mode
911401877386	BVP169 LED180/830_40_65 PSU 150W SWB	150 W	Surge protection level until 1.5 kV differential mode and 1.5 kV common mode

Order Code	Full Product Name	Power Consumption	Surge Protection (Common/Differential)
911401866288	BVP169 LED120/830_40_65PSU 100W SWB WH	100 W	4/4 kV kV
911401873386	BVP167 LED36/830_40_65 PSU 30W SWB	30 W	Surge protection level until 1.5 kV differential mode and 1.5 kV common mode
911401866088	BVP167 LED36/830_40_65PSU 30W SWB WH	30 W	2/2 kV kV
911401872386	BVP167 LED24/830_40_65 PSU 20W SWB	20 W	Surge protection level until 1.5 kV differential mode and 1.5 kV common mode
911401876386	BVP169 LED120/830_40_65 PSU 100W SWB	100 W	Surge protection level until 1.5 kV differential mode and 1.5 kV common mode
911401865988	BVP167 LED24/830_40_65PSU 20W SWB WH	20 W	2/2 kV kV
911401875586	BVP167 LED84/830_40_65 PSU 65W SWB PH	65 W	Surge protection level until 1.5 kV differential mode and 1.5 kV common mode
911401876586	BVP169 LED120/830_40_65 PSU 90W SWB PH	90 W	Surge protection level until 1.5 kV differential mode and 1.5 kV common mode

Ledinaire All-in floodlights

Order Code	Full Product Name	Power Consumption	Surge Protection (Common/Differential)
			mode and 1.5 kV common mode
911401877586	BVP169 LED180/830_40_65 PSU 135W SWB PH	135 W	Surge protection level until 1.5 kV differential mode and 1.5 kV common mode
911401878586	BVP169 LED240/830_40_65 PSU 180W SWB PH	180 W	Surge protection level until 1.5 kV differential mode and 1.5 kV common mode
911401883586	BVP167 LED73/830_40_65 PSU 65W AWB PH	65 W	Surge protection level until 1.5 kV differential mode and 1.5 kV common mode
911401884586	BVP169 LED105/830_40_65 PSU 90W AWB PH	90 W	Surge protection level until 1.5 kV differential mode and 1.5 kV common mode
911401885586	BVP169 LED157/830_40_65 PSU 135W AWB PH	135 W	Surge protection level until 1.5 kV differential mode and 1.5 kV common mode
911401886586	BVP169 LED210/830_40_65 PSU 180W AWB PH	180 W	Surge protection level until 1.5 kV differential mode and 1.5 kV common mode
911401885386	BVP169 LED157/830_40_65 PSU 135W AWB	135 W	Surge protection level until 1.5 kV differential mode and 1.5 kV common mode

Order Code	Full Product Name	Power Consumption	Surge Protection (Common/Differential)
911401886386	BVP169 LED210/830_40_65 PSU 180W AWB	180 W	Surge protection level until 1.5 kV differential mode and 1.5 kV common mode
911401892386	BVP167 LED24/830_40_65 PSU 20W SWB MDU	20 W	Surge protection level until 1.5 kV differential mode and 1.5 kV common mode
911401875386	BVP167 LED84/830_40_65 PSU 70W SWB	70 W	Surge protection level until 1.5 kV differential mode and 1.5 kV common mode
911401883386	BVP167 LED73/830_40_65 PSU 65W AWB	65 W	Surge protection level until 1.5 kV differential mode and 1.5 kV common mode
911401894386	BVP167 LED60/830_40_65 PSU 50W SWB MDU	50 W	Surge protection level until 1.5 kV differential mode and 1.5 kV common mode
911401871386	BVP167 LED12/830_40_65 PSU 10W SWB	10 W	Surge protection level until 1.5 kV differential mode and 1.5 kV common mode

Controls and Dimming

Order Code	Full Product Name	Maximum dim level
911401866188	BVP167 LED60/830_40_65 PSU 50W SWB WH	Not applicable
911401891386	BVP167 LED12/830_40_65 PSU 10W SWB MDU	-
911401893386	BVP167 LED36/830_40_65 PSU 30W SWB MDU	-
911401878386	BVP169 LED240/830_40_65 PSU 200W SWB	-
911401884386	BVP169 LED105/830_40_65 PSU 90W AWB	-
911401874386	BVP167 LED60/830_40_65 PSU 50W SWB	-
911401877386	BVP169 LED180/830_40_65 PSU 150W SWB	-
911401866288	BVP169 LED120/830_40_65 PSU 100W SWB WH	Not applicable
911401873386	BVP167 LED36/830_40_65 PSU 30W SWB	-
911401866088	BVP167 LED36/830_40_65 PSU 30W SWB WH	Not applicable
911401872386	BVP167 LED24/830_40_65 PSU 20W SWB	-
911401876386	BVP169 LED120/830_40_65 PSU 100W SWB	-
911401865988	BVP167 LED24/830_40_65 PSU 20W SWB WH	Not applicable
911401875586	BVP167 LED84/830_40_65 PSU 65W SWB PH	-

Order Code	Full Product Name	Maximum dim level
911401876586	BVP169 LED120/830_40_65 PSU 90W SWB PH	-
911401877586	BVP169 LED180/830_40_65 PSU 135W SWB PH	-
911401878586	BVP169 LED240/830_40_65 PSU 180W SWB PH	-
911401883586	BVP167 LED73/830_40_65 PSU 65W AWB PH	-
911401884586	BVP169 LED105/830_40_65 PSU 90W AWB PH	-
911401885586	BVP169 LED157/830_40_65 PSU 135W AWB PH	-
911401886586	BVP169 LED210/830_40_65 PSU 180W AWB PH	-
911401885386	BVP169 LED157/830_40_65 PSU 135W AWB	-
911401886386	BVP169 LED210/830_40_65 PSU 180W AWB	-
911401892386	BVP167 LED24/830_40_65 PSU 20W SWB MDU	-
911401875386	BVP167 LED84/830_40_65 PSU 70W SWB	-
911401883386	BVP167 LED73/830_40_65 PSU 65W AWB	-
911401894386	BVP167 LED60/830_40_65 PSU 50W SWB MDU	-
911401871386	BVP167 LED12/830_40_65 PSU 10W SWB	-

Mechanical and Housing

Ledinaire All-in floodlights

Order Code	Full Product Name	Housing Colour	Mech. impact protection code	Standard tilt angle post-top
911401866188	BVP167 LED60/830_40_65PSU 50W SWB WH	White RAL 9003	IK07	-
911401891386	BVP167 LED12/830_40_65 PSU 10W SWB MDU	Grey	IK07	27°
911401893386	BVP167 LED36/830_40_65 PSU 30W SWB MDU	Grey	IK07	27°
911401878386	BVP169 LED240/830_40_65 PSU 200W SWB	Grey	IK08	27°
911401884386	BVP169 LED105/830_40_65 PSU 90W AWB	Grey	IK08	27°
911401874386	BVP167 LED60/830_40_65 PSU 50W SWB	Grey	IK07	27°
911401877386	BVP169 LED180/830_40_65 PSU 150W SWB	Grey	IK08	27°
911401866288	BVP169 LED120/830_40_65PSU 100W SWB WH	White RAL 9003	IK08	-
911401873386	BVP167 LED36/830_40_65 PSU 30W SWB	Grey	IK07	27°
911401866088	BVP167 LED36/830_40_65PSU 30W SWB WH	White RAL 9003	IK07	-
911401872386	BVP167 LED24/830_40_65 PSU 20W SWB	Grey	IK07	27°
911401876386	BVP169 LED120/830_40_65 PSU 100W SWB	Grey	IK08	27°
911401865988	BVP167 LED24/830_40_65PSU 20W SWB WH	White RAL 9003	IK07	-
911401875586	BVP167 LED84/830_40_65 PSU 65W SWB PH	Grey	IK08	27°

Order Code	Full Product Name	Housing Colour	Mech. impact protection code	Standard tilt angle post-top
911401876586	BVP169 LED120/830_40_65 PSU 90W SWB PH	Grey	IK08	27°
911401877586	BVP169 LED180/830_40_65 PSU 135W SWB PH	Grey	IK08	27°
911401878586	BVP169 LED240/830_40_65 PSU 180W SWB PH	Grey	IK08	27°
911401883586	BVP167 LED73/830_40_65 PSU 65W AWB PH	Grey	IK08	27°
911401884586	BVP169 LED105/830_40_65 PSU 90W AWB PH	Grey	IK08	27°
911401885586	BVP169 LED157/830_40_65 PSU 135W AWB PH	Grey	IK08	27°
911401886586	BVP169 LED210/830_40_65 PSU 180W AWB PH	Grey	IK08	27°
911401885386	BVP169 LED157/830_40_65 PSU 135W AWB	Grey	IK08	27°
911401886386	BVP169 LED210/830_40_65 PSU 180W AWB	Grey	IK08	27°
911401892386	BVP167 LED24/830_40_65 PSU 20W SWB MDU	Grey	IK07	27°
911401875386	BVP167 LED84/830_40_65 PSU 70W SWB	Grey	IK08	27°
911401883386	BVP167 LED73/830_40_65 PSU 65W AWB	Grey	IK08	27°
911401894386	BVP167 LED60/830_40_65 PSU 50W SWB MDU	Grey	IK07	27°
911401871386	BVP167 LED12/830_40_65 PSU 10W SWB	Grey	IK07	27°

Approval and Application

Order Code	Full Product Name	Glow-wire test
911401866188	BVP167 LED60/830_40_65PSU 50W SWB WH	-
911401891386	BVP167 LED12/830_40_65 PSU 10W SWB MDU	Temperature 650 °C, duration 30 s
911401893386	BVP167 LED36/830_40_65 PSU 30W SWB MDU	Temperature 650 °C, duration 30 s
911401878386	BVP169 LED240/830_40_65 PSU 200W SWB	Temperature 650 °C, duration 30 s
911401884386	BVP169 LED105/830_40_65 PSU 90W AWB	Temperature 650 °C, duration 30 s
911401874386	BVP167 LED60/830_40_65 PSU 50W SWB	Temperature 650 °C, duration 30 s
911401877386	BVP169 LED180/830_40_65 PSU 150W SWB	Temperature 650 °C, duration 30 s
911401866288	BVP169 LED120/830_40_65PSU 100W SWB WH	-

Order Code	Full Product Name	Glow-wire test
911401873386	BVP167 LED36/830_40_65 PSU 30W SWB	Temperature 650 °C, duration 30 s
911401866088	BVP167 LED36/830_40_65PSU 30W SWB WH	-
911401872386	BVP167 LED24/830_40_65 PSU 20W SWB	Temperature 650 °C, duration 30 s
911401876386	BVP169 LED120/830_40_65 PSU 100W SWB	Temperature 650 °C, duration 30 s
911401865988	BVP167 LED24/830_40_65PSU 20W SWB WH	-
911401875586	BVP167 LED84/830_40_65 PSU 65W SWB PH	Temperature 650 °C, duration 30 s
911401876586	BVP169 LED120/830_40_65 PSU 90W SWB PH	Temperature 650 °C, duration 30 s
911401877586	BVP169 LED180/830_40_65 PSU 135W SWB PH	Temperature 650 °C, duration 30 s

Ledinaire All-in floodlights

Order Code	Full Product Name	Glow-wire test
911401878586	BVP169 LED240/830_40_65 PSU 180W SWB PH	Temperature 650 °C, duration 30 s
911401883586	BVP167 LED73/830_40_65 PSU 65W AWB PH	Temperature 650 °C, duration 30 s
911401884586	BVP169 LED105/830_40_65 PSU 90W AWB PH	Temperature 650 °C, duration 30 s
911401885586	BVP169 LED157/830_40_65 PSU 135W AWB PH	Temperature 650 °C, duration 30 s
911401886586	BVP169 LED210/830_40_65 PSU 180W AWB PH	Temperature 650 °C, duration 30 s
911401885386	BVP169 LED157/830_40_65 PSU 135W AWB	Temperature 650 °C, duration 30 s

Order Code	Full Product Name	Glow-wire test
911401886386	BVP169 LED210/830_40_65 PSU 180W AWB	Temperature 650 °C, duration 30 s
911401892386	BVP167 LED24/830_40_65 PSU 20W SWB MDU	Temperature 650 °C, duration 30 s
911401875386	BVP167 LED84/830_40_65 PSU 70W SWB	Temperature 650 °C, duration 30 s
911401883386	BVP167 LED73/830_40_65 PSU 65W AWB	Temperature 650 °C, duration 30 s
911401894386	BVP167 LED60/830_40_65 PSU 50W SWB MDU	Temperature 650 °C, duration 30 s
911401871386	BVP167 LED12/830_40_65 PSU 10W SWB	Temperature 650 °C, duration 30 s

