



# Ledinaire floodlight – Simply great LED

## Ledinaire All-in floodlights

With this Ledinaire all-in floodlights range, you can easily adjust the color temperature by a simple switch. No need to choose between warm white, neutral white or cool white anymore, you get all this in one single product ! The range comes with the Philips high quality levels at a competitive price. Reliable, energy-efficient and affordable – just what you need.

### Benefits

- Adjust easily the color temperature on the floodlight
- Designed for a wide range of applications
- Easy to install
- Reliable

### Features

- 3000K-4000K-6500K CCTs switchable by a switch at the back of the floodlight
- Wide range of applications with lumen outputs from 1200lm, up to 24000lm
- Long lifetime of 50,000 hours (L80)
- Symmetric and Asymmetric optics available
- Available with and without motion sensor
- IP65 - IK07 (BVP167 series) - IK08 (BVP169 series)

### Application


- Outdoor areas, parking lots, Retail stores fronts, Warehouse surroundings, Small recreational sports field or municipal multipurpose sport facilities

# Ledinaire All-in floodlights

## Versions



BVP167 LED60/830 40 65PSU  
50W SWB WH RTP



Ledinaire Floodlight BVP167 10W  
MDU All in RTP



Ledinaire Floodlight BVP167 30W  
MDU All in RTP



Ledinaire Floodlight BVP167 200W  
All in RTP



Ledinaire Floodlight BVP167 90W  
AWB All in RTP



Ledinaire Floodlight BVP167 50W  
All in RTP




Ledinaire Floodlight BVP167 150W  
All in RTP



BVP169 LED120/830 40 65PSU  
100W SWB WH RTP

# Ledinaire All-in floodlights

## Versions



Ledinaire Floodlight BVP167 30W  
All in RTP



BVP167 LED36/830 40 65PSU  
30W SWB WH RTP



Ledinaire Floodlight BVP167 20W  
All in RTP



Ledinaire Floodlight BVP167 100W  
All in RTP




BVP167 LED24/830 40 65PSU  
20W SWB WH RTP



Ledinaire Floodlight BVP167 135W  
AWB All in RTP



Ledinaire Floodlight BVP167 180W  
AWB All in RTP



Ledinaire Floodlight BVP167 20W  
MDU All in RTP

# Ledinaire All-in floodlights

## Versions

Ledinaire Floodlight BVP167 70W  
All in RTP




Ledinaire Floodlight BVP167 65W  
AWB All in RTP



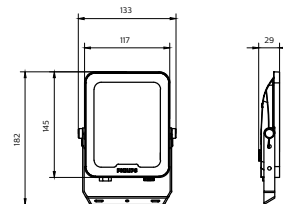
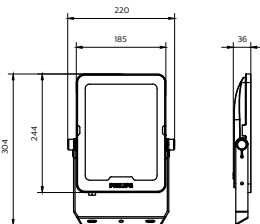
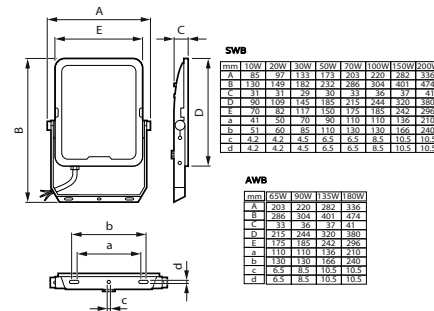
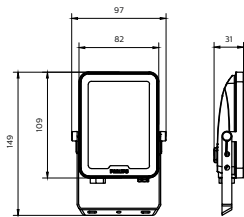
Ledinaire Floodlight BVP167 50W  
MDU All in RTP



Ledinaire Floodlight BVP167 10W  
All in RTP




## Dimensional drawing



# Ledinaire All-in floodlights

## Dimensional drawing



## Product details



Ledinaire floodlight All-in -  
BVP167 - 10W

### General Information

Driver included	Yes
Number of gear units	1 unit

### Light Technical

All-in Type	All-in, Multi Color Temperature
Correlated Color Temperature (Nom)	3000 K
Upward light output ratio	0

### Controls and Dimming

Dimmable	No
----------	----

### Mechanical and Housing

Optical cover type	Glass
Ingress protection code	IP65
Standard tilt angle side entry	-

### Emergency Operation

Central Emergency	No
-------------------	----

### Approval and Application

CE mark	Yes
Flammability mark	For mounting on normally flammable surfaces

### General Information

Order Code	Full Product Name	Lamp family code
34220199	BVP167 LED60/830_40_65PSU 50W SWB WH	-
73615399	BVP167 LED12/830_40_65 PSU 10W SWB MDU	LED12S
73617799	BVP167 LED36/830_40_65 PSU 30W SWB MDU	LED36S
73608599	BVP169 LED240/830_40_65 PSU 200W SWB	LED240S
73612299	BVP169 LED105/830_40_65 PSU 90W AWB	LED105S
73604799	BVP167 LED60/830_40_65 PSU 50W SWB	LED60S
73607899	BVP169 LED180/830_40_65 PSU 150W SWB	LED180-4S
34221899	BVP169 LED120/830_40_65PSU 100W SWB WH	-
73603099	BVP167 LED36/830_40_65 PSU 30W SWB	LED36S
34219599	BVP167 LED36/830_40_65PSU 30W SWB WH	-
73602399	BVP167 LED24/830_40_65 PSU 20W SWB	LED24S
73606199	BVP169 LED120/830_40_65 PSU 100W SWB	LED120S
34218899	BVP167 LED24/830_40_65PSU 20W SWB WH	-
73613999	BVP169 LED157/830_40_65 PSU 135W AWB	LED157-4S
73614699	BVP169 LED210/830_40_65 PSU 180W AWB	LED210-4S
73616099	BVP167 LED24/830_40_65 PSU 20W SWB MDU	LED24S
73605499	BVP167 LED84/830_40_65 PSU 70W SWB	LED84S
73611599	BVP167 LED73/830_40_65 PSU 65W AWB	LED73-4S
73618499	BVP167 LED60/830_40_65 PSU 50W SWB MDU	LED60S
73601699	BVP167 LED12/830_40_65 PSU 10W SWB	LED12S

# Ledinaire All-in floodlights

## Light Technical (1/2)

Order Code	Full Product Name	Luminaire light		Color rendering	
		beam spread	Light source color	index (CRI)	Luminous Flux
34220199	BVP167 LED60/830_40_65PSU 50W SWB WH	110°	White	≥80	5,500 lm
73615399	BVP167 LED12/830_40_65 PSU 10W SWB MDU	110°	Multi Color Temperature	>80	1,100 lm
73617799	BVP167 LED36/830_40_65 PSU 30W SWB MDU	110°	Multi Color Temperature	>80	3,300 lm
73608599	BVP169 LED240/830_40_65 PSU 200W SWB	110°	Multi Color Temperature	>80	22,000 lm
73612299	BVP169 LED105/830_40_65 PSU 90W AWB	92° x 52°	Multi Color Temperature	>80	10,000 lm
73604799	BVP167 LED60/830_40_65 PSU 50W SWB	110°	Multi Color Temperature	>80	5,500 lm
73607899	BVP169 LED180/830_40_65 PSU 150W SWB	110°	Multi Color Temperature	>80	16,500 lm
34221899	BVP169 LED120/830_40_65PSU 100W SWB WH	110°	White	≥80	11,000 lm
73603099	BVP167 LED36/830_40_65 PSU 30W SWB	110°	Multi Color Temperature	>80	3,300 lm
34219599	BVP167 LED36/830_40_65PSU 30W SWB WH	110°	White	≥80	3,300 lm

Order Code	Full Product Name	Luminaire light		Color rendering	
		beam spread	Light source color	index (CRI)	Luminous Flux
73602399	BVP167 LED24/830_40_65 PSU 20W SWB	110°	Multi Color Temperature	>80	2,200 lm
73606199	BVP169 LED120/830_40_65 PSU 100W SWB	110°	Multi Color Temperature	>80	11,000 lm
34218899	BVP167 LED24/830_40_65PSU 20W SWB WH	110°	White	≥80	2,200 lm
73613999	BVP169 LED157/830_40_65 PSU 135W AWB	92° x 52°	Multi Color Temperature	>80	15,000 lm
73614699	BVP169 LED210/830_40_65 PSU 180W AWB	92° x 52°	Multi Color Temperature	>80	20,000 lm
73616099	BVP167 LED24/830_40_65 PSU 20W SWB MDU	110°	Multi Color Temperature	>80	2,200 lm
73605499	BVP167 LED84/830_40_65 PSU 70W SWB	110°	Multi Color Temperature	>80	7,700 lm
73611599	BVP167 LED73/830_40_65 PSU 65W AWB	92° x 52°	Multi Color Temperature	>80	7,000 lm
73618499	BVP167 LED60/830_40_65 PSU 50W SWB MDU	110°	Multi Color Temperature	>80	5,500 lm
73601699	BVP167 LED12/830_40_65 PSU 10W SWB	110°	Multi Color Temperature	>80	1,100 lm

## Light Technical (2/2)

Order Code	Full Product Name	Optic type outdoor
34220199	BVP167 LED60/830_40_65PSU 50W SWB WH	Symmetrical wide beam
73615399	BVP167 LED12/830_40_65 PSU 10W SWB MDU	Symmetrical
73617799	BVP167 LED36/830_40_65 PSU 30W SWB MDU	Symmetrical
73608599	BVP169 LED240/830_40_65 PSU 200W SWB	Symmetrical
73612299	BVP169 LED105/830_40_65 PSU 90W AWB	Asymmetrical
73604799	BVP167 LED60/830_40_65 PSU 50W SWB	Symmetrical
73607899	BVP169 LED180/830_40_65 PSU 150W SWB	Symmetrical
34221899	BVP169 LED120/830_40_65PSU 100W SWB WH	Symmetrical wide beam
73603099	BVP167 LED36/830_40_65 PSU 30W SWB	Symmetrical
34219599	BVP167 LED36/830_40_65PSU 30W SWB WH	Symmetrical wide beam

Order Code	Full Product Name	Optic type outdoor
73602399	BVP167 LED24/830_40_65 PSU 20W SWB	Symmetrical
73606199	BVP169 LED120/830_40_65 PSU 100W SWB	Symmetrical
34218899	BVP167 LED24/830_40_65PSU 20W SWB WH	Symmetrical wide beam
73613999	BVP169 LED157/830_40_65 PSU 135W AWB	Asymmetrical
73614699	BVP169 LED210/830_40_65 PSU 180W AWB	Asymmetrical
73616099	BVP167 LED24/830_40_65 PSU 20W SWB MDU	Symmetrical
73605499	BVP167 LED84/830_40_65 PSU 70W SWB	Symmetrical
73611599	BVP167 LED73/830_40_65 PSU 65W AWB	Asymmetrical
73618499	BVP167 LED60/830_40_65 PSU 50W SWB MDU	Symmetrical
73601699	BVP167 LED12/830_40_65 PSU 10W SWB	Symmetrical

## Operating and Electrical

## Ledinaire All-in floodlights

Order Code	Full Product Name	Power Consumption	Surge Protection (Common/Differential)
34220199	BVP167 LED60/830_40_65PSU 50W SWB WH	50 W	2/2 kV kV
73615399	BVP167 LED12/830_40_65 PSU 10W SWB MDU	10 W	Surge protection level until 1.5 kV differential mode and 1.5 kV common mode
73617799	BVP167 LED36/830_40_65 PSU 30W SWB MDU	30 W	Surge protection level until 1.5 kV differential mode and 1.5 kV common mode
73608599	BVP169 LED240/830_40_65 PSU 200W SWB	200 W	Surge protection level until 1.5 kV differential mode and 1.5 kV common mode
73612299	BVP169 LED105/830_40_65 PSU 90W AWB	90 W	Surge protection level until 1.5 kV differential mode and 1.5 kV common mode
73604799	BVP167 LED60/830_40_65 PSU 50W SWB	50 W	Surge protection level until 1.5 kV differential mode and 1.5 kV common mode
73607899	BVP169 LED180/830_40_65 PSU 150W SWB	150 W	Surge protection level until 1.5 kV differential mode and 1.5 kV common mode
34221899	BVP169 LED120/830_40_65PSU 100W SWB WH	100 W	4/4 kV kV
73603099	BVP167 LED36/830_40_65 PSU 30W SWB	30 W	Surge protection level until 1.5 kV differential mode and 1.5 kV common mode
34219599	BVP167 LED36/830_40_65PSU 30W SWB WH	30 W	2/2 kV kV
73602399	BVP167 LED24/830_40_65 PSU 20W SWB	20 W	Surge protection level until 1.5 kV differential mode and 1.5 kV common mode

Order Code	Full Product Name	Power Consumption	Surge Protection (Common/Differential)
73606199	BVP169 LED120/830_40_65 PSU 100W SWB	100 W	Surge protection level until 1.5 kV differential mode and 1.5 kV common mode
34218899	BVP167 LED24/830_40_65PSU 20W SWB WH	20 W	2/2 kV kV
73613999	BVP169 LED157/830_40_65 PSU 135W AWB	135 W	Surge protection level until 1.5 kV differential mode and 1.5 kV common mode
73614699	BVP169 LED210/830_40_65 PSU 180W AWB	180 W	Surge protection level until 1.5 kV differential mode and 1.5 kV common mode
73616099	BVP167 LED24/830_40_65 PSU 20W SWB MDU	20 W	Surge protection level until 1.5 kV differential mode and 1.5 kV common mode
73605499	BVP167 LED84/830_40_65 PSU 70W SWB	70 W	Surge protection level until 1.5 kV differential mode and 1.5 kV common mode
73611599	BVP167 LED73/830_40_65 PSU 65W AWB	65 W	Surge protection level until 1.5 kV differential mode and 1.5 kV common mode
73618499	BVP167 LED60/830_40_65 PSU 50W SWB MDU	50 W	Surge protection level until 1.5 kV differential mode and 1.5 kV common mode
73601699	BVP167 LED12/830_40_65 PSU 10W SWB	10 W	Surge protection level until 1.5 kV differential mode and 1.5 kV common mode

### Controls and Dimming

Order Code	Full Product Name	Maximum dim level
34220199	BVP167 LED60/830_40_65PSU 50W SWB WH	Not applicable
73615399	BVP167 LED12/830_40_65 PSU 10W SWB MDU	-
73617799	BVP167 LED36/830_40_65 PSU 30W SWB MDU	-
73608599	BVP169 LED240/830_40_65 PSU 200W SWB	-
73612299	BVP169 LED105/830_40_65 PSU 90W AWB	-
73604799	BVP167 LED60/830_40_65 PSU 50W SWB	-

Order Code	Full Product Name	Maximum dim level
73607899	BVP169 LED180/830_40_65 PSU 150W SWB	-
34221899	BVP169 LED120/830_40_65PSU 100W SWB WH	Not applicable
73603099	BVP167 LED36/830_40_65 PSU 30W SWB	-
34219599	BVP167 LED36/830_40_65PSU 30W SWB WH	Not applicable
73602399	BVP167 LED24/830_40_65 PSU 20W SWB	-
73606199	BVP169 LED120/830_40_65 PSU 100W SWB	-

## Ledinaire All-in floodlights

Order Code	Full Product Name	Maximum dim level
34218899	BVP167 LED24/830_40_65PSU 20W SWB WH	Not applicable
73613999	BVP169 LED157/830_40_65 PSU 135W AWB	-
73614699	BVP169 LED210/830_40_65 PSU 180W AWB	-
73616099	BVP167 LED24/830_40_65 PSU 20W SWB MDU	-

Order Code	Full Product Name	Maximum dim level
73605499	BVP167 LED84/830_40_65 PSU 70W SWB	-
73611599	BVP167 LED73/830_40_65 PSU 65W AWB	-
73618499	BVP167 LED60/830_40_65 PSU 50W SWB MDU	-
73601699	BVP167 LED12/830_40_65 PSU 10W SWB	-

### Mechanical and Housing

Order Code	Full Product Name	Housing Color	Mech.	Standard
			impact protection code	tilt angle posttop
34220199	BVP167 LED60/830_40_65PSU 50W SWB WH	White RAL 9003	IK07	-
73615399	BVP167 LED12/830_40_65 PSU 10W SWB MDU	Grey	IK07	27°
73617799	BVP167 LED36/830_40_65 PSU 30W SWB MDU	Grey	IK07	27°
73608599	BVP169 LED240/830_40_65 PSU 200W SWB	Grey	IK08	27°
73612299	BVP169 LED105/830_40_65 PSU 90W AWB	Grey	IK08	27°
73604799	BVP167 LED60/830_40_65 PSU 50W SWB	Grey	IK07	27°
73607899	BVP169 LED180/830_40_65 PSU 150W SWB	Grey	IK08	27°
34221899	BVP169 LED120/830_40_65PSU 100W SWB WH	White RAL 9003	IK08	-
73603099	BVP167 LED36/830_40_65 PSU 30W SWB	Grey	IK07	27°
34219599	BVP167 LED36/830_40_65PSU 30W SWB WH	White RAL 9003	IK07	-

Order Code	Full Product Name	Housing Color	Mech.	Standard
			impact protection code	tilt angle posttop
73602399	BVP167 LED24/830_40_65 PSU 20W SWB	Grey	IK07	27°
73606199	BVP169 LED120/830_40_65 PSU 100W SWB	Grey	IK08	27°
34218899	BVP167 LED24/830_40_65PSU 20W SWB WH	White RAL 9003	IK07	-
73613999	BVP169 LED157/830_40_65 PSU 135W AWB	Grey	IK08	27°
73614699	BVP169 LED210/830_40_65 PSU 180W AWB	Grey	IK08	27°
73616099	BVP167 LED24/830_40_65 PSU 20W SWB MDU	Grey	IK07	27°
73605499	BVP167 LED84/830_40_65 PSU 70W SWB	Grey	IK08	27°
73611599	BVP167 LED73/830_40_65 PSU 65W AWB	Grey	IK08	27°
73618499	BVP167 LED60/830_40_65 PSU 50W SWB MDU	Grey	IK07	27°
73601699	BVP167 LED12/830_40_65 PSU 10W SWB	Grey	IK07	27°

### Approval and Application

Order Code	Full Product Name	Glow-wire test
34220199	BVP167 LED60/830_40_65PSU 50W SWB WH	-
73615399	BVP167 LED12/830_40_65 PSU 10W SWB MDU	Temperature 650 °C, duration 30 s
73617799	BVP167 LED36/830_40_65 PSU 30W SWB MDU	Temperature 650 °C, duration 30 s
73608599	BVP169 LED240/830_40_65 PSU 200W SWB	Temperature 650 °C, duration 30 s
73612299	BVP169 LED105/830_40_65 PSU 90W AWB	Temperature 650 °C, duration 30 s
73604799	BVP167 LED60/830_40_65 PSU 50W SWB	Temperature 650 °C, duration 30 s
73607899	BVP169 LED180/830_40_65 PSU 150W SWB	Temperature 650 °C, duration 30 s
34221899	BVP169 LED120/830_40_65PSU 100W SWB WH	-

Order Code	Full Product Name	Glow-wire test
73603099	BVP167 LED36/830_40_65 PSU 30W SWB	Temperature 650 °C, duration 30 s
34219599	BVP167 LED36/830_40_65PSU 30W SWB WH	-
73602399	BVP167 LED24/830_40_65 PSU 20W SWB	Temperature 650 °C, duration 30 s
73606199	BVP169 LED120/830_40_65 PSU 100W SWB	Temperature 650 °C, duration 30 s
34218899	BVP167 LED24/830_40_65PSU 20W SWB WH	-
73613999	BVP169 LED157/830_40_65 PSU 135W AWB	Temperature 650 °C, duration 30 s
73614699	BVP169 LED210/830_40_65 PSU 180W AWB	Temperature 650 °C, duration 30 s
73616099	BVP167 LED24/830_40_65 PSU 20W SWB MDU	Temperature 650 °C, duration 30 s

## Ledinaire All-in floodlights

Order Code	Full Product Name	Glow-wire test	Order Code	Full Product Name	Glow-wire test
73605499	BVP167 LED84/830_40_65 PSU 70W SWB	Temperature 650 °C, duration 30 s	73618499	BVP167 LED60/830_40_65 PSU 50W SWB MDU	Temperature 650 °C, duration 30 s
73611599	BVP167 LED73/830_40_65 PSU 65W AWB	Temperature 650 °C, duration 30 s	73601699	BVP167 LED12/830_40_65 PSU 10W SWB	Temperature 650 °C, duration 30 s

