



Iconic design, ready to participate in your smart city ecosystem

CityMood

CityMood draws its inspiration from the street lamps of the early 20th century, which combined a conical bowl with a suspended canopy. CityMood preserves your city heritage by keeping the distinctive design characteristics of these iconic luminaires. CityMood integrates smoothly into existing infrastructures, poles, and brackets, and reduces energy costs without sacrificing safety, performance, or quality of light. The LEDGINE - O comes as a standard feature, with light output ranging from 900 lm to 16200 lm, a choice of more than 30 optics and distributions, and a range of CCTs and CRIs. Designed for mounting heights of 4 m to 8 m, CityMood is ideal for a wide range of outdoor lighting applications in both contemporary and historical environments. Future-proof and ready to participate in smart city ecosystems, CityMood helps you make progress toward your sustainability goals, wherever you happen to be in your digitalization journey. CityMood is available with one or two Zhaga-D4i (ZD4i) system-ready (SR) sockets and is therefore ready to pair with advanced lighting management systems such as Interact, or with sensors such as the Outdoor Sensor Bundle (OSB). Every CityMood luminaire is uniquely identifiable via the Signify Service tag app. Simply scan a QR code placed inside the mast door or directly on the luminaire to instantly access the luminaire configuration. Service tag makes maintenance and programming operations faster and easier, and enables you to create a digital library of lighting assets and spare parts. Toolless opening versions provide direct access to the gear and light engine.

Benefits

- Iconic and elegant luminaire preserves your city heritage in both contemporary and historical environments
- Future-proof and ready to participate in smart city ecosystems via a Zhaga-D4i (ZD4i) SR (system-ready) socket
- Toolless opening versions are easy to install and maintain
- Equipped with Service tag, a QR-based identification system that uniquely identifies each luminaire and provides maintenance, installation, and spare parts information

Features

- Available with clear flat glass or clear polycarbonate bowl
- Optional decorative crowns
- Energy- and optically-efficient LED technology
- Large choice of beams angles
- Internal louver to minimize glare and obtrusive backlight
- Ready to pair with advanced control and lighting management systems such as Interact, or sensors such as the Outdoor Sensor Bundle (OSB)

Application

- Parks and Plazas
- Residential
- Road and Street
- Main urban roads and streets, side and residential roads and streets
- City centers and historical areas
- Cycle and pedestrian paths, squares, parks, and playgrounds

Versions

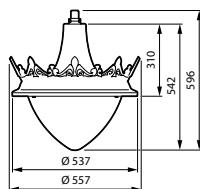
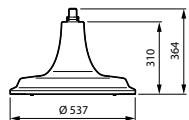


CityMood BSP672 with clear polycarbonate bowl and bottom crown



CityMood BSP672 with clear flat glass

Dimensional drawing



Product details



CityMood 1"gas suspended
fixation with counter-nut



CityMood hinge view

General Information	
Driver included	Yes
Number of gear units	1 unit
Service tag	Yes
Light Technical	
Luminaire light beam spread	-
Light source color	730 warm white
Correlated Color Temperature (Nom)	3000 K
Color rendering index (CRI)	70
Operating and Electrical	
Surge Protection (Common/Differential)	Standard surge protection level
Controls and Dimming	
Dimmable	Yes
Maximum dim level	Not applicable
Mechanical and Housing	
Housing Color	Black
Ingress protection code	IP66
Standard tilt angle side entry	-
Standard tilt angle posttop	-
Emergency Operation	
Central Emergency	No
Approval and Application	
CE mark	Yes
Flammability mark	-
Product Data	
Product family code	BSP672

General Information

Order Code	Full Product Name	Lamp family code
912300060510	BSP672 LED20/730 PCC II DM50 G1 CRN2 AL	LED20
912300060514	BSP672 LED80/730 FG II DM10 G1 BK	LED80

Light Technical

Order Code	Full Product Name	Luminous Flux	Optic type outdoor	Upward light output ratio
912300060510	BSP672 LED20/730 PCC II DM50 G1 CRN2 AL	1,840 lm	Distribution medium 50	2

Order Code	Full Product Name	Luminous Flux	Optic type outdoor	Upward light output ratio
912300060514	BSP672 LED80/730 FG II DM10 G1 BK	7,200 lm	Distribution medium 10	0

Operating and Electrical

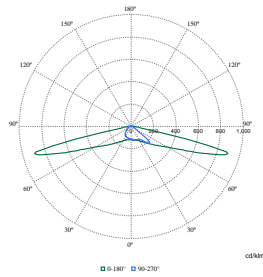
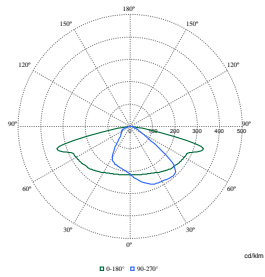
Order Code	Full Product Name	Power Consumption
912300060510	BSP672 LED20/730 PCC II DM50 G1 CRN2 AL	13 W

Order Code	Full Product Name	Power Consumption
912300060514	BSP672 LED80/730 FG II DM10 G1 BK	46.2 W

Mechanical and Housing

Order Code	Full Product Name	Optical cover type	Mech. impact protection code	Order Code	Full Product Name	Optical cover type	Mech. impact protection code
912300060510	BSP672 LED20/730 PCC II DM50 G1 CRN2 AL	Polycarbonate bowl/ cover clear	IK10	912300060514	BSP672 LED80/730 FG II DM10 G1 BK	Flat glass	IK09

Polar Wide Diagrams



Polar Normal (separate) - BSP672I - 912300060514

Polar Normal (separate) - BSP672I - 912300060510

