



Streamlined lights for brighter streets

RoadFlair Pro

Municipalities value energy saving more than ever, as energy price hikes put increasing pressure on the budgets. Street lighting consumes substantial energy, so large-scale upgrades to energy-efficient LED streetlights are fundamental to cities' cost-saving efforts. RoadFlair Pro has been upgraded to minimize costs while maximizing efficacy, safety, and functionality. And the best part - RoadFlair Pro offers a streamlined design, so it maintains an attractive aesthetic on city streets. These streetlights not only look good, they also offer excellent performance. Future-proof technology combines with high efficacy (160 lm/W and 200 lm/W), innovative design, and smart connectivity in a light that makes your street look brighter and better

Benefits

- High efficacy
- Appealing and sustainable design
- Connected and system-ready
- Higher durability and reliability
- World-class photometric design
- Equipped with a Service tag, a QR-based identification system that makes each luminaire uniquely identifiable and provides maintenance, installation, and spare part information

Features

- 170+ lm/W system efficacy (up to 300W)
- 200 lm/W system efficacy (up to 100W)
- Long service lifetime 100Khrs L80@Ta 35°C
- With 10kV or 15kV Surge protection Device
- Ready to be paired with lighting management systems and sensors

RoadFlair Pro

Application

- Motorways, inter-urban main roads, boulevards and avenues, roundabouts, pedestrian crossings
- Residential streets, side streets, squares, parks, cycle and pedestrian paths, playgrounds
- Parking areas, industrial areas, petrol stations, rail yards, airports, harbors, waterways

Specifications

Material	Housing: Die-cast Aluminum
	Optic cover: Polycarbonate
Light Source	5050 LED's
Installation	Side entry 42-60mm
	optional adjustable spigot
Luminous flux	system flux up to 52500 lumens
Correlated color temperature - CCT	5700K
	4000K
	3000K
	2700K
	2200K
Luminaire efficacy	5700K: 160lm/W
	4000K: 170lm/W
	3000K: 165lm/W
	2700K: 150lm/W
	2200K: 135lm/W
	4000K: 200lm/W (option)

Color Rendering index - CRI	70
Power	up to 300W
Mains Voltage	220-240V / 50-60Hz 120-277 / 60-60Hz available as option.
Control system input	DALI/1-10V/D4i options
Dimming	PSR: 1-10V
	PSD: Dali
	PSC: Coded Mains
	PSA: 1-10V, AOC
	PSRD: 1-10V, Step dimming, AOC
	SR: D4i
Operating Temperature range	-40 to +50C Ta
Ingress protection	IP66
Certification	IECEE CB, CE, CQC, RCM, ZD4i

Versions



RoadFlair Pro



RoadFlair Pro



RoadFlair Pro



RoadFlair Pro

RoadFlair Pro

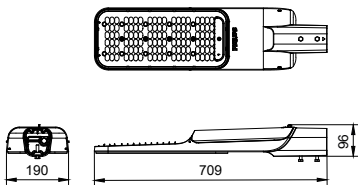
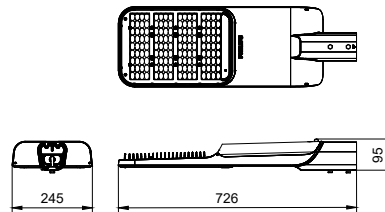
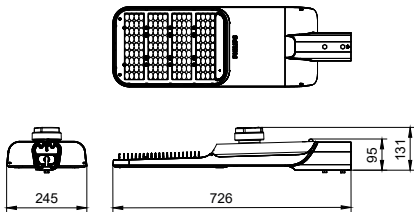
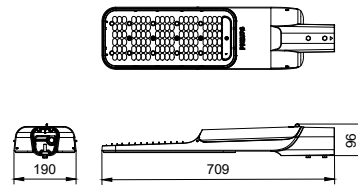
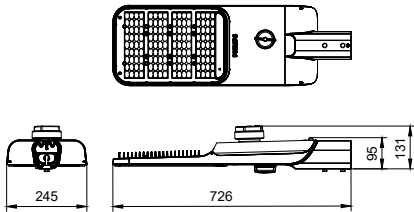
Versions



RoadFlair Pro

RoadFlair Pro

Dimensional drawing



RoadFlair Pro

General Information

Driver included	Yes
Service tag	Yes

Light Technical

Light source color	740 neutral white
Correlated Color Temperature (Nom)	4000 K
Color rendering index (CRI)	>70

Controls and Dimming

Dimmable	Yes
----------	-----

Mechanical and Housing

Optical cover type	Clear dome
Housing Color	Grey
Mech. impact protection code	IK08
Ingress protection code	IP66

Approval and Application

CE mark	Yes
---------	-----

Light Technical

Order Code	Full Product Name	Luminous Flux
911401652208	BRP591 LED116/NW 70W DM PSA GM	11,600 lm
911401652608	BRP591 LED130/NW 80W DM PSA GM	13,000 lm
911401654008	BRP591 LED143/NW 90W DM PSR GM	14,300 lm
911401658208	BRP593 LED242/NW 150W DM PSA P7 GM	24,200 lm
911401661408	BRP595 LED403/NW 250W DM PSA GM	40,300 lm
911401662108	BRP595 LED432/NW 260W DM PSA GM	43,200 lm
911401662508	BRP595 LED459/NW 280W DM PSA GM	45,900 lm
911401664008	BRP595 LED489/NW 300W DM PSR GM	48,900 lm
911401671508	BRP595 LED130/NW 65W DW2 PSRD O5	13,000 lm
911401672008	BRP595 LED195/NW 100W DW2 PSRD O5	19,500 lm
911401663808	BRP595 LED485/NW 300W DM PSA P7 GM	48,500 lm
911401661708	BRP594 LED392/NW 240W DM PSA P7 GM	39,200 lm
911401664108	BRP595 LED489/NW 300W DM SR P7T SRB GM	48,900 lm
911401659608	BRP594 LED301/NW 180W DM PSA GM	30,100 lm
911401660008	BRP594 LED329/NW 200W DM PSA GM	32,900 lm
911401660408	BRP594 LED356/NW 220W DM PSA GM	35,600 lm
911401661108	BRP594 LED392/NW 240W DM PSA GM	39,200 lm
911401658808	BRP593 LED244/NW 150W DM SR P7T SRB GM	24,400 lm
911401654608	BRP592 LED167/NW 100W DM PSA GM	16,700 lm
911401655308	BRP592 LED195/NW 120W DM PSA GM	19,500 lm
911401655908	BRP592 LED203/NW 130W DM PSR GM	20,300 lm
911401656608	BRP593 LED229/NW 140W DM PSA GM	22,900 lm
911401658908	BRP593 LED245/NW 150W DM PSR GM	24,500 lm

Operating and Electrical

Order Code	Full Product Name	Power Consumption
911401652208	BRP591 LED116/NW 70W DM PSA GM	70 W
911401652608	BRP591 LED130/NW 80W DM PSA GM	80 W
911401654008	BRP591 LED143/NW 90W DM PSR GM	90 W
911401658208	BRP593 LED242/NW 150W DM PSA P7 GM	150 W
911401661408	BRP595 LED403/NW 250W DM PSA GM	250 W
911401662108	BRP595 LED432/NW 260W DM PSA GM	260 W
911401662508	BRP595 LED459/NW 280W DM PSA GM	280 W
911401664008	BRP595 LED489/NW 300W DM PSR GM	300 W
911401671508	BRP595 LED130/NW 65W DW2 PSRD O5	65 W
911401672008	BRP595 LED195/NW 100W DW2 PSRD O5	100 W
911401663808	BRP595 LED485/NW 300W DM PSA P7 GM	300 W
911401661708	BRP594 LED392/NW 240W DM PSA P7 GM	240 W

Order Code	Full Product Name	Power Consumption
911401664108	BRP595 LED489/NW 300W DM SR P7T SRB GM	300 W
911401659608	BRP594 LED301/NW 180W DM PSA GM	180 W
911401660008	BRP594 LED329/NW 200W DM PSA GM	200 W
911401660408	BRP594 LED356/NW 220W DM PSA GM	220 W
911401661108	BRP594 LED392/NW 240W DM PSA GM	240 W
911401658808	BRP593 LED244/NW 150W DM SR P7T SRB GM	150 W
911401654608	BRP592 LED167/NW 100W DM PSA GM	100 W
911401655308	BRP592 LED195/NW 120W DM PSA GM	120 W
911401655908	BRP592 LED203/NW 130W DM PSR GM	130 W
911401656608	BRP593 LED229/NW 140W DM PSA GM	140 W
911401658908	BRP593 LED245/NW 150W DM PSR GM	150 W

