



CoreLine Batten - voor alle projecten waarbij licht een belangrijke rol speelt

CoreLine Montagebalk

De CoreLine Batten maakt de CoreLine-beloofte van innovatieve, gebruiksvriendelijke en hoogwaardige armaturen meer dan waar. Dankzij het efficiënte ontwerp verloopt de installatie snel en eenvoudig en kan een naadloze lichtlijn worden gecreëerd zonder extra benodigdheden. CoreLine Batten biedt een universele lichtverdeling, een homogene verlichtingssterkte en visueel comfort. Daarnaast zijn InterAct-ready armaturen met geïntegreerde draadloze communicatie verkrijgbaar, klaar voor gebruik in combinatie met Interact-gateways, -sensoren en -software.

Voordelen

- Energiebesparing en langere levensduur voor lagere bedrijfskosten.
- Directe vervanger voor conventionele balken in termen van lichtprestaties, lengte en installatieflexibiliteit.
- Moeiteloos naadloze en esthetische lichtlijnen aanleggen in magazijnen of industriële ruimten, de aangewezen keus voor renovatieprojecten.

Kenmerken

- Energiezuinig en een lange levensduur: tot wel 130 lm/W en een levensduur van 50.000 uur L70.
- Vele opties verkrijgbaar: L600/L1200/L1500/L1800, tot 10000 lm, 3000 K en 4000 K.
- Slimme productarchitectuur voor eenvoudige, flexibele en gereedschapsloze installatie, met mogelijkheid voor doorvoerbedrading.
- Optionele regelaars en versies beschikbaar: DALI, geïntegreerde draadloze connectiviteit (Interact Ready), noodverlichting 3h (EL).

CoreLine Montagebalk


Toepassing

- Industriële productieruimten, werkplaatsen en technische werkruimten.
- Assemblage- en nutsruimten.
- Koofverlichting.
- Algemene terreinverlichting.

Waarschuwingen en veiligheid

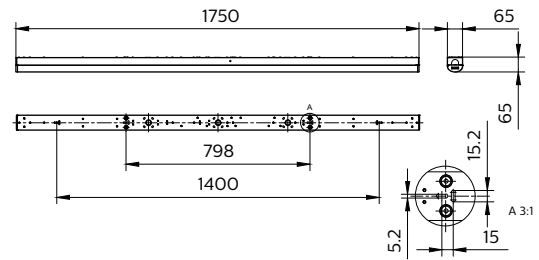
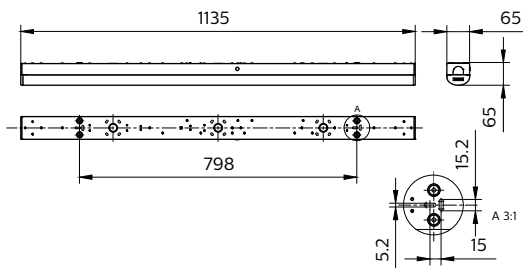
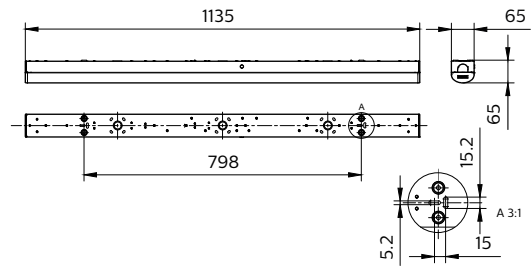
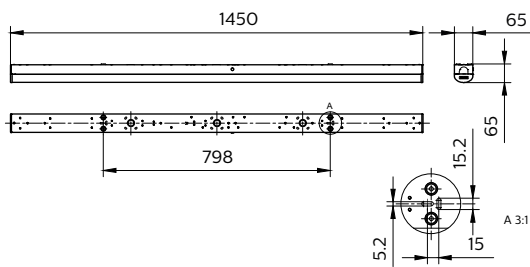
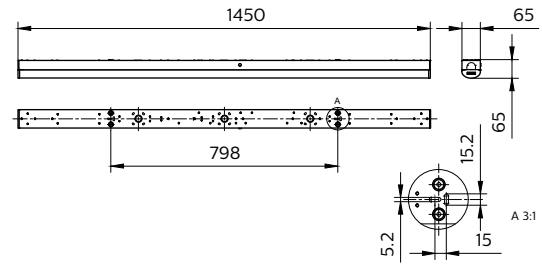
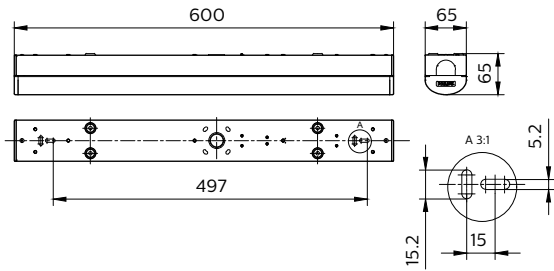
- Dit product is geclassificeerd als IPX0 en biedt geen bescherming tegen het binnendringen van water. Daarom raden we nadrukkelijk aan om de omgeving waarin de armatuur wordt geïnstalleerd, voldoende te controleren.
- Als het bovenstaande advies niet in acht wordt genomen en de armaturen worden blootgesteld aan binnendringend water, kan Philips/Signify niet garanderen dat de armatuur veilig wordt uitgeschakeld en vervalt de productgarantie.

Versions



CoreLine Montagebalk

Maatschets




Productgegevens

CoreLine batten, BN126C, opening



Detail image - open, CoreLine batten BN126C



CoreLine Montagebalk

Productgegevens



CoreLine batten, BN126C, light-line creation

Detail image - ending, CoreLine batten BN126C



CoreLine batten, BN126C, opening

Detail image - All-in dipswitch, CoreLine batten BN126C



CoreLine batten, BN126C, light-line creation

Detail image - back, CoreLine batten BN126C



CoreLine batten, BN126C, front view

CoreLine batten, BN126C, back view



CoreLine Montagebalk

Productgegevens



Detail image - open, CoreLine batten BN126C



Detail image - back, CoreLine batten BN126C



CoreLine batten, BN126C, installation

Algemene informatie

| | |
|-----------------------|--------|
| Driver/VSA inbegrepen | Ja |
| Aantal VSA's | 1 unit |

Bedrijfs- en elektrische gegevens

| | |
|------------------------|---------------------|
| IEC beschermingsklasse | Veiligheidsklasse I |
|------------------------|---------------------|

Eigenschappen behuizing en afmetingen

| | |
|------------------|------|
| Kleur behuizing | Wit |
| IK-classificatie | IK04 |

Keurmerken en classificaties

| | |
|-----------------------------|--|
| Bereik omgevingstemperatuur | -20 tot +40 °C |
| CE-markering | Ja |
| ENEC-markering | ENEC-markering |
| Brandbaarheidsmarkering | Voor montage op normaal brandbare oppervlakken |
| Gloeidraadtest | Temperatuur 650 °C, duur 30 s |

Algemene informatie

| Order Code | Full Product Name | Lichtbron vervangbaar | Servicetag |
|---------------|-------------------------------------|-----------------------|------------|
| 8719514948846 | BN126C LED52S/840 PSU L1500 | Nee | Ja |
| 8719514948860 | BN126C LED80S/840 PSU L1500 | Nee | Ja |
| 8719514948785 | BN126C LED41S/840 PSU L1200 | Nee | Ja |
| 8719514948808 | BN126C LED64S/840 PSU L1200 | Nee | Ja |
| 8720169768390 | BN126C LED15S_24S/830_40 PSU L600 | - | - |
| 8720169768420 | BN126C LED64S_100S/830_40 PSU L1800 | - | - |
| 8720169768406 | BN126C LED25S_41S/830_40 PSU L1200 | - | - |
| 8720169768369 | BN126C LED64S/830_40 WIA L1200 | - | - |
| 8720169768376 | BN126C LED64S/830_40 PSD L1200 | - | - |
| 8720169768413 | BN126C LED35S_52S/830_40 PSU L1500 | - | - |
| 8720169768352 | BN126C LED80S/830_40 WIA L1500 | - | - |
| 8720169768383 | BN126C LED80S/830_40 PSD L1500 | - | - |

Gegevens lichttechniek (1/2)

CoreLine Montagebalk

| Order Code | Full Product Name | Alles-in-één type | Gecorreleerde | | Lichtrei (gespec) | | Order Code | Full Product Name | Alles-in-één type | Gecorreleerde | | Lichtrendement (gespec.) (nom.) |
|---------------|-------------------------------------|---------------------------------|-------------------------|---------------------------|-------------------------|---------------------------|------------------------------------|---------------------------------|-------------------|---------------|----------|---------------------------------|
| | | | kleurtemperatuur (nom.) | Kleurweergave-index (CRI) | kleurtemperatuur (nom.) | Kleurweergave-index (CRI) | | | | | | |
| 8719514948846 | BN126C LED52S/840 PSU L1500 | - | 4000 K | >80 | 130 lm/W | 8720169768369 | BN126C LED64S/830_40 WIA L1200 | All-in, Multi Color Temperature | 3000 K | 80 | 140 lm/W | |
| 8719514948860 | BN126C LED80S/840 PSU L1500 | - | 4000 K | >80 | 136 lm/W | 8720169768376 | BN126C LED64S/830_40 PSD L1200 | All-in, Multi Color Temperature | 3000 K | 80 | 140 lm/W | |
| 8719514948785 | BN126C LED41S/840 PSU L1200 | - | 4000 K | >80 | 130 lm/W | 8720169768413 | BN126C LED35S_52S/830_40 PSU L1500 | All-in, Multi Color Temperature | 3000 K | 80 | 140 lm/W | |
| 8719514948808 | BN126C LED64S/840 PSU L1200 | - | 4000 K | >80 | 130 lm/W | 8720169768352 | BN126C LED80S/830_40 WIA L1500 | All-in, Multi Color Temperature | 3000 K | 80 | 140 lm/W | |
| 8720169768390 | BN126C LED15S_24S/830_40 PSU L600 | All-in, Multi Color Temperature | 3000 K | 80 | 140 lm/W | 8720169768383 | BN126C LED80S/830_40 PSD L1500 | All-in, Multi Color Temperature | 3000 K | 80 | 140 lm/W | |
| 8720169768420 | BN126C LED64S_100S/830_40 PSU L1800 | All-in, Multi Color Temperature | 3000 K | 80 | 140 lm/W | 8720169768352 | BN126C LED80S/830_40 WIA L1500 | All-in, Multi Color Temperature | 3000 K | 80 | 140 lm/W | |
| 8720169768406 | BN126C LED25S_41S/830_40 PSU L1200 | All-in, Multi Color Temperature | 3000 K | 80 | 140 lm/W | 8720169768383 | BN126C LED80S/830_40 PSD L1500 | All-in, Multi Color Temperature | 3000 K | 80 | 140 lm/W | |

Gegevens lichttechniek (2/2)

| Order Code | Full Product Name | Lichtstroom | Optiektype | Order Code | Full Product Name | Lichtstroom | Optiektype |
|---------------|-------------------------------------|-------------|-----------------|---------------|------------------------------------|-------------|-------------|
| 8719514948846 | BN126C LED52S/840 PSU L1500 | 5.200 lm | Bundelhoek 120° | 8720169768406 | BN126C LED25S_41S/830_40 PSU L1200 | 2.500 lm | Symmetrisch |
| 8719514948860 | BN126C LED80S/840 PSU L1500 | 8.000 lm | Bundelhoek 120° | 8720169768369 | BN126C LED64S/830_40 WIA L1200 | 6.400 lm | Symmetrisch |
| 8719514948785 | BN126C LED41S/840 PSU L1200 | 4.100 lm | Bundelhoek 120° | 8720169768376 | BN126C LED64S/830_40 PSD L1200 | 6.400 lm | Symmetrisch |
| 8719514948808 | BN126C LED64S/840 PSU L1200 | 6.400 lm | Bundelhoek 120° | 8720169768413 | BN126C LED35S_52S/830_40 PSU L1500 | 3.500 lm | Symmetrisch |
| 8720169768390 | BN126C LED15S_24S/830_40 PSU L600 | 1.500 lm | Symmetrisch | 8720169768352 | BN126C LED80S/830_40 WIA L1500 | 8.000 lm | Symmetrisch |
| 8720169768420 | BN126C LED64S_100S/830_40 PSU L1800 | 6.400 lm | Symmetrisch | 8720169768383 | BN126C LED80S/830_40 PSD L1500 | 8.000 lm | Symmetrisch |

Bedrijfs- en elektrische gegevens

| Order Code | Full Product Name | Ingangsspanning | Ingangsfrequentie | Energieverbruik | Gevoeligheden | Order Code | Full Product Name | Ingangsspanning | Ingangsfrequentie | Energieverbruik | Geschikt voor willekeurige schakelingen |
|---------------|-----------------------------|-----------------|-------------------|-----------------|---------------------|---------------|-----------------------------|-----------------|-------------------|-----------------|---|
| | | | | | | | | | | | |
| 8719514948846 | BN126C LED52S/840 PSU L1500 | 220-240 V | 50 or 60 Hz | 37 W | Niet van toepassing | 8719514948785 | BN126C LED41S/840 PSU L1200 | 220-240 V | 50 or 60 Hz | 31 W | Niet van toepassing |
| 8719514948860 | BN126C LED80S/840 PSU L1500 | 220-240 V | 50 or 60 Hz | 59 W | Niet van toepassing | 8719514948808 | BN126C LED64S/840 PSU L1200 | 220-240 V | 50 or 60 Hz | 49 W | Niet van toepassing |

CoreLine Montagebalk

| Order Code | Full Product Name | Ingangsspanning | Ingangsfrequentie | Energieverbruik | Gevoel | Order Code | Full Product Name | Ingangsspanning | Ingangsfrequentie | Energieverbruik | Geschikt voor willekeurige schakeling |
|---------------|-------------------------------------|-----------------|-------------------|-----------------|--------|---------------|------------------------------------|-----------------|-------------------|-----------------|---------------------------------------|
| 8720169768390 | BN126C LED15S_24S/830_40 PSU L600 | 220 tot 240 V | 50 to 60 Hz | 17 W | Nee | 8720169768413 | BN126C LED35S_52S/830_40 PSU L1500 | 220 tot 240 V | 50 to 60 Hz | 37 W | Nee |
| 8720169768420 | BN126C LED64S_100S/830_40 PSU L1800 | 220 tot 240 V | 50 to 60 Hz | 71 W | Nee | 8720169768352 | BN126C LED80S/830_40 WIA L1500 | 220 tot 240 V | 50 to 60 Hz | 57 W | Nee |
| 8720169768406 | BN126C LED25S_41S/830_40 PSU L1200 | 220 tot 240 V | 50 to 60 Hz | 29,5 W | Nee | 8720169768383 | BN126C LED80S/830_40 PSD L1500 | 220 tot 240 V | 50 to 60 Hz | 57 W | Nee |
| 8720169768369 | BN126C LED64S/830_40 WIA L1200 | 220 tot 240 V | 50 to 60 Hz | 45,5 W | Nee | | | | | | |
| 8720169768376 | BN126C LED64S/830_40 WIA L1200 | 220 tot 240 V | 50 to 60 Hz | 45,5 W | Nee | | | | | | |

Dimbaarheid en regelsystemen

| Order Code | Full Product Name | Dimbaar | Order Code | Full Product Name | Dimbaar |
|---------------|-------------------------------------|---------|---------------|------------------------------------|---------|
| 8719514948846 | BN126C LED52S/840 PSU L1500 | Nee | 8720169768406 | BN126C LED25S_41S/830_40 PSU L1200 | Nee |
| 8719514948860 | BN126C LED80S/840 PSU L1500 | Nee | 8720169768369 | BN126C LED64S/830_40 WIA L1200 | Ja |
| 8719514948785 | BN126C LED41S/840 PSU L1200 | Nee | 8720169768376 | BN126C LED64S/830_40 PSD L1200 | Ja |
| 8719514948808 | BN126C LED64S/840 PSU L1200 | Nee | 8720169768413 | BN126C LED35S_52S/830_40 PSU L1500 | Nee |
| 8720169768390 | BN126C LED15S_24S/830_40 PSU L600 | Nee | 8720169768352 | BN126C LED80S/830_40 WIA L1500 | Ja |
| 8720169768420 | BN126C LED64S_100S/830_40 PSU L1800 | Nee | 8720169768383 | BN126C LED80S/830_40 PSD L1500 | Ja |

Eigenschappen behuizing en afmetingen

| Order Code | Full Product Name | Beschermingsklasse | Order Code | Full Product Name | Beschermingsklasse |
|---------------|-------------------------------------|--------------------|---------------|------------------------------------|--------------------|
| 8719514948846 | BN126C LED52S/840 PSU L1500 | IP 20 | 8720169768406 | BN126C LED25S_41S/830_40 PSU L1200 | IP 20/40 |
| 8719514948860 | BN126C LED80S/840 PSU L1500 | IP 20 | 8720169768369 | BN126C LED64S/830_40 WIA L1200 | IP 20/40 |
| 8719514948785 | BN126C LED41S/840 PSU L1200 | IP 20 | 8720169768376 | BN126C LED64S/830_40 PSD L1200 | IP 20/40 |
| 8719514948808 | BN126C LED64S/840 PSU L1200 | IP 20 | 8720169768413 | BN126C LED35S_52S/830_40 PSU L1500 | IP 20/40 |
| 8720169768390 | BN126C LED15S_24S/830_40 PSU L600 | IP 20/40 | 8720169768352 | BN126C LED80S/830_40 WIA L1500 | IP 20/40 |
| 8720169768420 | BN126C LED64S_100S/830_40 PSU L1800 | IP 20/40 | 8720169768383 | BN126C LED80S/830_40 PSD L1500 | IP 20/40 |

Werking op noodstroom

| Order Code | Full Product Name | Centrale noodpost | Noodverlichting | Noodstroom | Order Code | Full Product Name | Centrale noodpost | Noodverlichting | Noodstroom |
|---------------|-----------------------------|-------------------|--|------------|---------------|-----------------------------|-------------------|--|------------|
| 8719514948846 | BN126C LED52S/840 PSU L1500 | Nee | Noodverlichting gereed (via compatibele batterijsetaccessoire) | - | 8719514948860 | BN126C LED80S/840 PSU L1500 | Nee | Noodverlichting gereed (via compatibele batterijsetaccessoire) | - |

CoreLine Montagebalk

| Order Code | Full Product Name | Centrale noodpost | Noodverlichting | Noodstroom |
|---------------|-------------------------------------|-------------------|--|------------|
| 8719514948785 | BN126C LED41S/840 PSU L1200 | Nee | Noodverlichting gereed (via compatibele batterijsetaccessoire) | - |
| 8719514948808 | BN126C LED64S/840 PSU L1200 | Nee | Noodverlichting gereed (via compatibele batterijsetaccessoire) | - |
| 8720169768390 | BN126C LED15S_24S/830_40 PSU L600 | - | - | - |
| 8720169768420 | BN126C LED64S_100S/830_40 PSU L1800 | - | - | - |
| 8720169768406 | BN126C LED25S_41S/ | Nee | Noodverlichting gereed (via compatibele batterijsetaccessoire) | 330 lm |

| Order Code | Full Product Name | Centrale noodpost | Noodverlichting | Noodstroom |
|---------------|------------------------------------|-------------------|--|------------|
| | 830_40 PSU L1200 | | | |
| 8720169768369 | BN126C LED64S/830_40 WIA L1200 | Nee | Noodverlichting gereed (via compatibele batterijsetaccessoire) | 300 lm |
| 8720169768376 | BN126C LED64S/830_40 PSD L1200 | Nee | Noodverlichting gereed (via compatibele batterijsetaccessoire) | 300 lm |
| 8720169768413 | BN126C LED35S_52S/830_40 PSU L1500 | Nee | Noodverlichting gereed (via compatibele batterijsetaccessoire) | 330 lm |
| 8720169768352 | BN126C LED80S/830_40 WIA L1500 | Nee | Noodverlichting gereed (via compatibele batterijsetaccessoire) | 300 lm |
| 8720169768383 | BN126C LED80S/830_40 PSD L1500 | Nee | Noodverlichting gereed (via compatibele batterijsetaccessoire) | 300 lm |

Keurmerken en classificaties

| Order Code | Full Product Name | Flikkerwaarde (PstLM) | Stroboscoopeffectwaarde (SVM) |
|---------------|-------------------------------------|-----------------------|-------------------------------|
| 8719514948846 | BN126C LED52S/840 PSU L1500 | 1 | 1,6 |
| 8719514948860 | BN126C LED80S/840 PSU L1500 | 1 | 1,6 |
| 8719514948785 | BN126C LED41S/840 PSU L1200 | 1 | 1,6 |
| 8719514948808 | BN126C LED64S/840 PSU L1200 | 1 | 1,6 |
| 8720169768390 | BN126C LED15S_24S/830_40 PSU L600 | - | - |
| 8720169768420 | BN126C LED64S_100S/830_40 PSU L1800 | - | - |

| Order Code | Full Product Name | Flikkerwaarde (PstLM) | Stroboscoopeffectwaarde (SVM) |
|---------------|------------------------------------|-----------------------|-------------------------------|
| 8720169768406 | BN126C LED25S_41S/830_40 PSU L1200 | - | - |
| 8720169768369 | BN126C LED64S/830_40 WIA L1200 | - | - |
| 8720169768376 | BN126C LED64S/830_40 PSD L1200 | - | - |
| 8720169768413 | BN126C LED35S_52S/830_40 PSU L1500 | - | - |
| 8720169768352 | BN126C LED80S/830_40 WIA L1500 | - | - |
| 8720169768383 | BN126C LED80S/830_40 PSD L1500 | - | - |

Initiële prestaties (conform IEC)

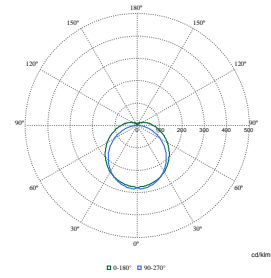
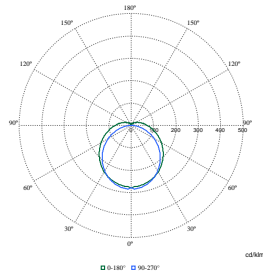
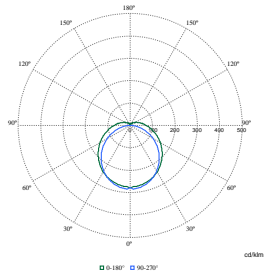
| Order Code | Full Product Name | Aanvankelijke kleurkwaliteit | Tolerantie lichtstroom |
|---------------|-----------------------------|------------------------------|------------------------|
| 8719514948846 | BN126C LED52S/840 PSU L1500 | (0.38, 0.38) SDCM≤3 | +/-10% |
| 8719514948860 | BN126C LED80S/840 PSU L1500 | (0.38, 0.38) SDCM≤3 | +/-10% |
| 8719514948785 | BN126C LED41S/840 PSU L1200 | (0.38, 0.38) SDCM≤3 | +/-10% |
| 8719514948808 | BN126C LED64S/840 PSU L1200 | (0.38, 0.38) SDCM≤3 | +/-10% |

| Order Code | Full Product Name | Aanvankelijke kleurkwaliteit | Tolerantie lichtstroom |
|---------------|-------------------------------------|------------------------------|------------------------|
| 8720169768390 | BN126C LED15S_24S/830_40 PSU L600 | (0.43,0.40) SDCM≤3 | -10%,+15% |
| 8720169768420 | BN126C LED64S_100S/830_40 PSU L1800 | (0.43,0.40) SDCM≤3 | -10%,+15% |
| 8720169768406 | BN126C LED25S_41S/830_40 PSU L1200 | (0.43,0.40) SDCM≤3 | -10%,+15% |
| 8720169768369 | BN126C LED64S/830_40 WIA L1200 | (0.43,0.40) SDCM≤3 | -10%,+15% |

CoreLine Montagebalk

| Order Code | Full Product Name | Aanvankelijke kleurkwaliteit | Tolerantie lichtstroom | Order Code | Full Product Name | Aanvankelijke kleurkwaliteit | Tolerantie lichtstroom |
|---------------|--|---------------------------------|---------------------------|---------------|-----------------------------------|---------------------------------|---------------------------|
| 8720169768376 | BN126C LED64S/830_40 PSD L1200 | (0.43,0.40) SDCM≤3 | -10%,+15% | 8720169768352 | BN126C LED80S/830_40 WIA L1500 | (0.43,0.40) SDCM≤3 | -10%,+15% |
| 8720169768413 | BN126C LED35S_52S/ 830_40 PSU L1500 | (0.43,0.40) SDCM≤3 | -10%,+15% | 8720169768383 | BN126C LED80S/830_40 PSD L1500 | (0.43,0.40) SDCM≤3 | -10%,+15% |

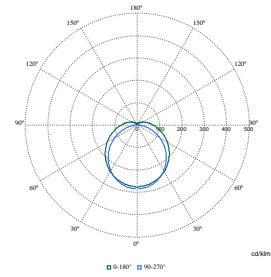
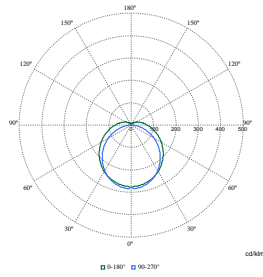
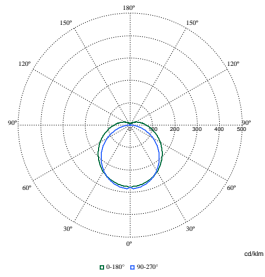
Polar Wide Diagrams



Polar Normal (separate) - null - 911401850287

Polar Normal (separate) - null - 911401833984

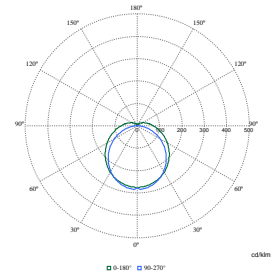
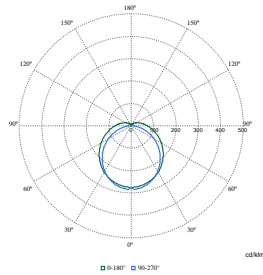
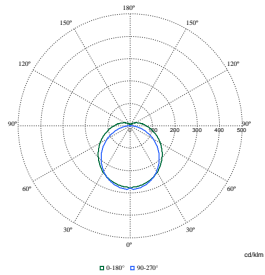
Polar Normal (separate) - null - 911401834184



Polar Normal (separate) - null - 911401834584

Polar Normal (separate) - null - 911401834784

Polar Normal (separate) - null - 911401850787



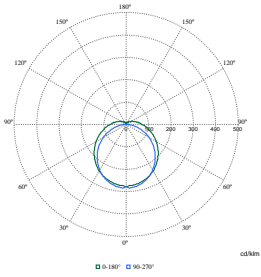
Polar Normal (separate) - null - 911401850487

Polar Normal (separate) - null - 911401850387

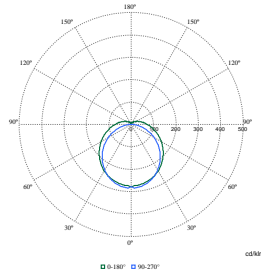
Polar Normal (separate) - null - 911401850087

CoreLine Montagebalk

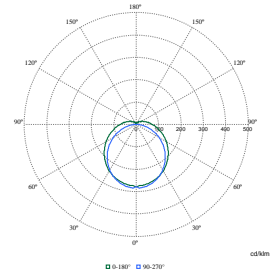
Polar Wide Diagrams



Polar Normal (separate) - null - 911401850587



Polar Normal (separate) - null - 911401850687



Polar Normal (separate) - null - 911401850187

