



CoreLine Batten – the clear choice for LED

CoreLine Batten

Whether for a new building or renovation of an existing space, customers want lighting solutions that provide quality of light and substantial energy and maintenance savings. The new CoreLine Batten range of LED products can be used to replace traditional battens with fluorescent lamps. The process of selecting, installing and maintaining is so easy – it's a simple switch.

Benefits

- Up to 40% energy savings compared with TL-D
- Reliable LED technology – maintenance-free
- Direct replacement for conventional battens in terms of light performance, installation flexibility and length

Features

- Reliable integrated LED technology, ensuring maintenance-free installation and a long lifetime
- Can be used to replace traditional 2x18 W and 2x36 W TL-D battens
- Wide-beam light distribution
- Frosted diffuser ensures visual comfort

Application

- General area lighting
- Cove lighting
- Assembly lines

Warnings and Safety

- The product is IPX0 & as such is not protected against water ingress & as such we strongly recommend that the environment in which the luminaire is to be installed is suitably checked
- If the above advice is not taken and the luminaires are subject to water ingress, Philips / Signify cannot guarantee safe failure & product warranty will become void

CoreLine Batten

Versions

Product standard image, CoreLine batten BN126C



Product standard image, CoreLine batten BN126C



Product standard image, CoreLine batten BN126C



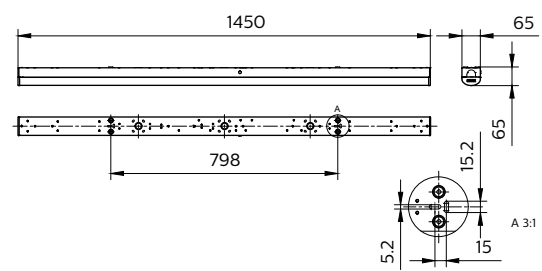
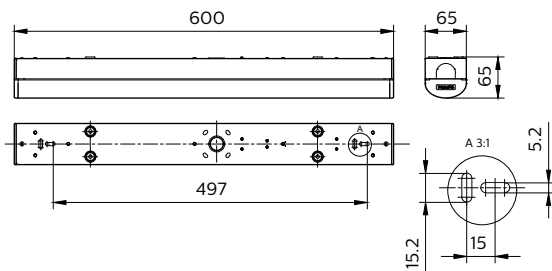
Product standard image, CoreLine batten BN126C



Product standard image, CoreLine batten BN126C

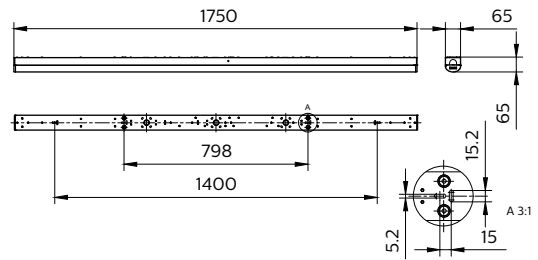
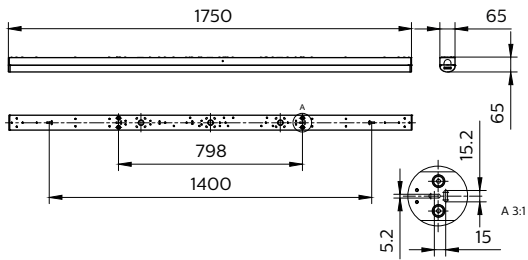
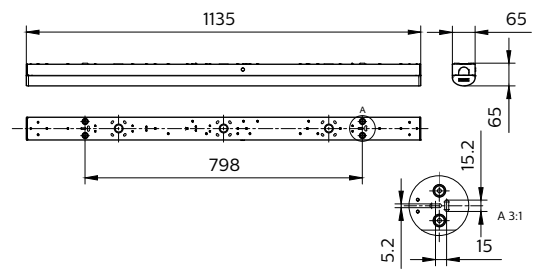
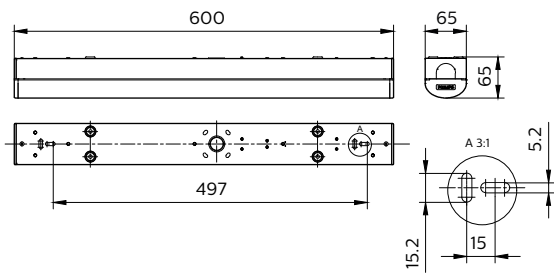
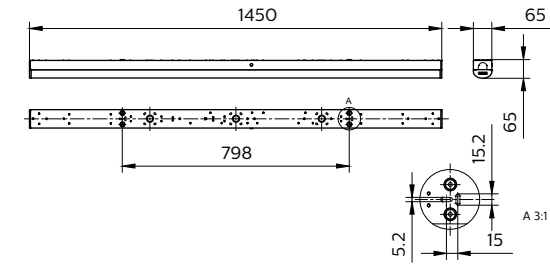


Dimensional drawing



CoreLine Batten

Dimensional drawing




Product details

CoreLine batten, BN126C, opening



Detail image - open, CoreLine batten BN126C



CoreLine Batten

Product details



CoreLine batten, BN126C, light-line creation

Detail image - ending, CoreLine batten BN126C



CoreLine batten, BN126C, opening

Detail image - All-in dipswitch, CoreLine batten BN126C



CoreLine batten, BN126C, light-line creation

Detail image - back, CoreLine batten BN126C



CoreLine batten, BN126C, front view

CoreLine batten, BN126C, back view



CoreLine Batten

Product details



Detail image - open, CoreLine batten BN126C



Detail image - back, CoreLine batten BN126C



CoreLine batten, BN126C, installation

General Information

Driver included	Yes
Number of gear units	1 unit

Light Technical

Color rendering index (CRI)	>80
-----------------------------	-----

Operating and Electrical

Protection class IEC	Safety class I
----------------------	----------------

Mechanical and Housing

Housing Color	White
Mech. impact protection code	IK04

Approval and Application

Ambient temperature range	-20 to +40 °C
CE mark	Yes
ENEC mark	ENEC mark
Flammability mark	For mounting on normally flammable surfaces
Glow-wire test	Temperature 650 °C, duration 30 s

General Information

Order Code	Full Product Name	Light source replaceable	Service tag
94882299	BN126C LED35S/840 PSU L1500	No	Yes
94883999	BN126C LED32S/830 PSU L1500	No	Yes
94884699	BN126C LED52S/840 PSU L1500	No	Yes
94885399	BN126C LED48S/830 PSU L1500	No	Yes
94886099	BN126C LED80S/840 PSU L1500	No	Yes
94887799	BN126C LED74S/830 PSU L1500	No	Yes
94876199	BN126C LED25S/840 PSU L1200	No	Yes
94877899	BN126C LED23S/830 PSU L1200	No	Yes
94878599	BN126C LED41S/840 PSU L1200	No	Yes
94879299	BN126C LED38S/830 PSU L1200	No	Yes
94880899	BN126C LED64S/840 PSU L1200	No	Yes
94881599	BN126C LED60S/830 PSU L1200	No	Yes
94888499	BN126C LED64S/840 PSU L1800	No	Yes
94889199	BN126C LED60S/830 PSU L1800	No	Yes
94890799	BN126C LED100S/840 PSU L1800	No	Yes
94891499	BN126C LED94S/830 PSU L1800	No	Yes
76839099	BN126C LED15S_24S/830_40 PSU L600	-	-
76842099	BN126C LED64S_100S/830_40 PSU L1800	-	-
94874799	BN126C LED22S/840 PSU L600	No	Yes
94875499	BN126C LED20S/830 PSU L600	No	Yes
76840699	BN126C LED25S_41S/830_40 PSU L1200	-	-
76836999	BN126C LED64S/830_40 WIA L1200	-	-
76837699	BN126C LED64S/830_40 PSD L1200	-	-
76841399	BN126C LED35S_52S/830_40 PSU L1500	-	-
76835299	BN126C LED80S/830_40 WIA L1500	-	-

CoreLine Batten

Order Code	Full Product Name	Light source replaceable	Service tag
76838399	BN126C LED80S/830_40 PSD L1500	-	-

Light Technical (1/2)

Order Code	Full Product Name	All-in Type	Correlated Color Temperature (Nom)	Luminous Efficacy (rated) (Nom)	Luminous Flux
94882299	BN126C LED35S/840 PSU L1500	-	4000 K	137 lm/W	3,500 lm
94883999	BN126C LED32S/830 PSU L1500	-	3000 K	125 lm/W	3,200 lm
94884699	BN126C LED52S/840 PSU L1500	-	4000 K	130 lm/W	5,200 lm
94885399	BN126C LED48S/830 PSU L1500	-	3000 K	120 lm/W	4,800 lm
94886099	BN126C LED80S/840 PSU L1500	-	4000 K	136 lm/W	8,000 lm
94887799	BN126C LED74S/830 PSU L1500	-	3000 K	125 lm/W	7,400 lm
94876199	BN126C LED25S/840 PSU L1200	-	4000 K	139 lm/W	2,500 lm
94877899	BN126C LED23S/830 PSU L1200	-	3000 K	128 lm/W	2,300 lm
94878599	BN126C LED41S/840 PSU L1200	-	4000 K	130 lm/W	4,100 lm
94879299	BN126C LED38S/830 PSU L1200	-	3000 K	120 lm/W	3,800 lm
94880899	BN126C LED64S/840 PSU L1200	-	4000 K	130 lm/W	6,400 lm
94881599	BN126C LED60S/830 PSU L1200	-	3000 K	120 lm/W	6,000 lm
94888499	BN126C LED64S/840 PSU L1800	-	4000 K	130 lm/W	6,400 lm
94889199	BN126C LED60S/830 PSU L1800	-	3000 K	120 lm/W	6,000 lm

Order Code	Full Product Name	All-in Type	Correlated Color Temperature (Nom)	Luminous Efficacy (rated) (Nom)	Luminous Flux
94890799	BN126C LED100S/840 PSU L1800	-	4000 K	130 lm/W	10,000 lm
94891499	BN126C LED94S/830 PSU L1800	-	3000 K	125 lm/W	9,400 lm
76839099	BN126C LED15S_24S/830_40 PSU L600	All-in, Multi Color Temperature	3000 K	140 lm/W	1,500 lm
76842099	BN126C LED64S_100S/830_40 PSU L1800	All-in, Multi Color Temperature	3000 K	140 lm/W	6,400 lm
94874799	BN126C LED22S/840 PSU L600	-	4000 K	130 lm/W	2,200 lm
94875499	BN126C LED20S/830 PSU L600	-	3000 K	118 lm/W	2,000 lm
76840699	BN126C LED25S_41S/830_40 PSU L1200	All-in, Multi Color Temperature	3000 K	140 lm/W	2,500 lm
76836999	BN126C LED64S/830_40 WIA L1200	All-in, Multi Color Temperature	3000 K	140 lm/W	6,400 lm
76837699	BN126C LED64S/830_40 PSD L1200	All-in, Multi Color Temperature	3000 K	140 lm/W	6,400 lm
76841399	BN126C LED35S_52S/830_40 PSU L1500	All-in, Multi Color Temperature	3000 K	140 lm/W	3,500 lm
76835299	BN126C LED80S/830_40 WIA L1500	All-in, Multi Color Temperature	3000 K	140 lm/W	8,000 lm
76838399	BN126C LED80S/830_40 PSD L1500	All-in, Multi Color Temperature	3000 K	140 lm/W	8,000 lm

Light Technical (2/2)

CoreLine Batten

Order Code	Full Product Name	Optic type
94882299	BN126C LED35S/840 PSU L1500	Beam angle 120°
94883999	BN126C LED32S/830 PSU L1500	Beam angle 120°
94884699	BN126C LED52S/840 PSU L1500	Beam angle 120°
94885399	BN126C LED48S/830 PSU L1500	Beam angle 120°
94886099	BN126C LED80S/840 PSU L1500	Beam angle 120°
94887799	BN126C LED74S/830 PSU L1500	Beam angle 120°
94876199	BN126C LED25S/840 PSU L1200	Beam angle 120°
94877899	BN126C LED23S/830 PSU L1200	Beam angle 120°
94878599	BN126C LED41S/840 PSU L1200	Beam angle 120°
94879299	BN126C LED38S/830 PSU L1200	Beam angle 120°
94880899	BN126C LED64S/840 PSU L1200	Beam angle 120°
94881599	BN126C LED60S/830 PSU L1200	Beam angle 120°
94888499	BN126C LED64S/840 PSU L1800	Beam angle 120°

Order Code	Full Product Name	Optic type
94889199	BN126C LED60S/830 PSU L1800	Beam angle 120°
94890799	BN126C LED100S/840 PSU L1800	Beam angle 120°
94891499	BN126C LED94S/830 PSU L1800	Beam angle 120°
76839099	BN126C LED15S_24S/830_40 PSU L600	Symmetrical
76842099	BN126C LED64S_100S/830_40 PSU L1800	Symmetrical
94874799	BN126C LED22S/840 PSU L600	Beam angle 120°
94875499	BN126C LED20S/830 PSU L600	Beam angle 120°
76840699	BN126C LED25S_41S/830_40 PSU L1200	Symmetrical
76836999	BN126C LED64S/830_40 WIA L1200	Symmetrical
76837699	BN126C LED64S/830_40 PSD L1200	Symmetrical
76841399	BN126C LED35S_52S/830_40 PSU L1500	Symmetrical
76835299	BN126C LED80S/830_40 WIA L1500	Symmetrical
76838399	BN126C LED80S/830_40 PSD L1500	Symmetrical

Operating and Electrical

Order Code	Full Product Name	Input Voltage	Line Frequency	Power Consumption	Suitable for random switching
94882299	BN126C LED35S/840 PSU L1500	220-240 V	50 or 60 Hz	25.5 W	Not applicable
94883999	BN126C LED32S/830 PSU L1500	220-240 V	50 or 60 Hz	25.5 W	Not applicable
94884699	BN126C LED52S/840 PSU L1500	220-240 V	50 or 60 Hz	37 W	Not applicable
94885399	BN126C LED48S/830 PSU L1500	220-240 V	50 or 60 Hz	40 W	Not applicable
94886099	BN126C LED80S/840 PSU L1500	220-240 V	50 or 60 Hz	59 W	Not applicable
94887799	BN126C LED74S/830 PSU L1500	220-240 V	50 or 60 Hz	59 W	Not applicable
94876199	BN126C LED25S/840 PSU L1200	220-240 V	50 or 60 Hz	18 W	Not applicable
94877899	BN126C LED23S/830 PSU L1200	220-240 V	50 or 60 Hz	18 W	Not applicable
94878599	BN126C LED41S/840 PSU L1200	220-240 V	50 or 60 Hz	31 W	Not applicable
94879299	BN126C LED38S/830 PSU L1200	220-240 V	50 or 60 Hz	31 W	Not applicable
94880899	BN126C LED64S/840 PSU L1200	220-240 V	50 or 60 Hz	49 W	Not applicable

Order Code	Full Product Name	Input Voltage	Line Frequency	Power Consumption	Suitable for random switching
94881599	BN126C LED60S/830 PSU L1200	220-240 V	50 or 60 Hz	49 W	Not applicable
94888499	BN126C LED64S/840 PSU L1800	220-240 V	50 or 60 Hz	49 W	Not applicable
94889199	BN126C LED60S/830 PSU L1800	220-240 V	50 or 60 Hz	49 W	Not applicable
94890799	BN126C LED100S/840 PSU L1800	220-240 V	50 or 60 Hz	75 W	Not applicable
94891499	BN126C LED94S/830 PSU L1800	220-240 V	50 or 60 Hz	75 W	Not applicable
76839099	BN126C LED15S_24S/830_40 PSU L600	220 to 240 V	50 to 60 Hz	17 W	No
76842099	BN126C LED64S_100S/830_40 PSU L1800	220 to 240 V	50 to 60 Hz	71 W	No
94874799	BN126C LED22S/840 PSU L600	220-240 V	50 or 60 Hz	17 W	Not applicable
94875499	BN126C LED20S/830 PSU L600	220-240 V	50 or 60 Hz	17 W	Not applicable
76840699	BN126C LED25S_41S/830_40 PSU L1200	220 to 240 V	50 to 60 Hz	29.5 W	No

CoreLine Batten

Order Code	Full Product Name	Input Voltage	Line Frequency	Power Consumption	Suitable for random switching
76836999	BN126C LED64S/830_40 WIA L1200	220 to 240 V	50 to 60 Hz	45.5 W	No
76837699	BN126C LED64S/830_40 PSD L1200	220 to 240 V	50 to 60 Hz	45.5 W	No
76841399	BN126C LED35S_52S/240 V	220 to 240 V	50 to 60 Hz	37 W	No

Order Code	Full Product Name	Input Voltage	Line Frequency	Power Consumption	Suitable for random switching
	830_40 PSU L1500				
76835299	BN126C LED80S/830_40 WIA L1500	220 to 240 V	50 to 60 Hz	57 W	No
76838399	BN126C LED80S/830_40 PSD L1500	220 to 240 V	50 to 60 Hz	57 W	No

Controls and Dimming

Order Code	Full Product Name	Dimmable
94882299	BN126C LED35S/840 PSU L1500	No
94883999	BN126C LED32S/830 PSU L1500	No
94884699	BN126C LED52S/840 PSU L1500	No
94885399	BN126C LED48S/830 PSU L1500	No
94886099	BN126C LED80S/840 PSU L1500	No
94887799	BN126C LED74S/830 PSU L1500	No
94876199	BN126C LED25S/840 PSU L1200	No
94877899	BN126C LED23S/830 PSU L1200	No
94878599	BN126C LED41S/840 PSU L1200	No
94879299	BN126C LED38S/830 PSU L1200	No
94880899	BN126C LED64S/840 PSU L1200	No
94881599	BN126C LED60S/830 PSU L1200	No
94888499	BN126C LED64S/840 PSU L1800	No

Order Code	Full Product Name	Dimmable
94889199	BN126C LED60S/830 PSU L1800	No
94890799	BN126C LED100S/840 PSU L1800	No
94891499	BN126C LED94S/830 PSU L1800	No
76839099	BN126C LED15S_24S/830_40 PSU L600	No
76842099	BN126C LED64S_100S/830_40 PSU L1800	No
94874799	BN126C LED22S/840 PSU L600	No
94875499	BN126C LED20S/830 PSU L600	No
76840699	BN126C LED25S_41S/830_40 PSU L1200	No
76836999	BN126C LED64S/830_40 WIA L1200	Yes
76837699	BN126C LED64S/830_40 PSD L1200	Yes
76841399	BN126C LED35S_52S/830_40 PSU L1500	No
76835299	BN126C LED80S/830_40 WIA L1500	Yes
76838399	BN126C LED80S/830_40 PSD L1500	Yes

Mechanical and Housing

Order Code	Full Product Name	Ingress protection code
94882299	BN126C LED35S/840 PSU L1500	IP20
94883999	BN126C LED32S/830 PSU L1500	IP20
94884699	BN126C LED52S/840 PSU L1500	IP20
94885399	BN126C LED48S/830 PSU L1500	IP20
94886099	BN126C LED80S/840 PSU L1500	IP20
94887799	BN126C LED74S/830 PSU L1500	IP20
94876199	BN126C LED25S/840 PSU L1200	IP20
94877899	BN126C LED23S/830 PSU L1200	IP20
94878599	BN126C LED41S/840 PSU L1200	IP20
94879299	BN126C LED38S/830 PSU L1200	IP20
94880899	BN126C LED64S/840 PSU L1200	IP20
94881599	BN126C LED60S/830 PSU L1200	IP20
94888499	BN126C LED64S/840 PSU L1800	IP20

Order Code	Full Product Name	Ingress protection code
94889199	BN126C LED60S/830 PSU L1800	IP20
94890799	BN126C LED100S/840 PSU L1800	IP20
94891499	BN126C LED94S/830 PSU L1800	IP20
76839099	BN126C LED15S_24S/830_40 PSU L600	IP20/40
76842099	BN126C LED64S_100S/830_40 PSU L1800	IP20/40
94874799	BN126C LED22S/840 PSU L600	IP20
94875499	BN126C LED20S/830 PSU L600	IP20
76840699	BN126C LED25S_41S/830_40 PSU L1200	IP20/40
76836999	BN126C LED64S/830_40 WIA L1200	IP20/40
76837699	BN126C LED64S/830_40 PSD L1200	IP20/40
76841399	BN126C LED35S_52S/830_40 PSU L1500	IP20/40
76835299	BN126C LED80S/830_40 WIA L1500	IP20/40
76838399	BN126C LED80S/830_40 PSD L1500	IP20/40

Emergency Operation

Order Code	Full Product Name	Central Emergency	Emergency lighting	Emergency flux
94882299	BN126C LED35S/840 PSU L1500	-	-	-

Order Code	Full Product Name	Central Emergency	Emergency lighting	Emergency flux
94883999	BN126C LED32S/830 PSU L1500	-	-	-

CoreLine Batten

Order Code	Full Product Name	Central Emergency	Emergency lighting	Emergency flux
94884699	BN126C LED52S/840 PSU L1500	No	Emergency lighting ready (through compatible battery kit accessory)	-
94885399	BN126C LED48S/830 PSU L1500	-	-	-
94886099	BN126C LED80S/840 PSU L1500	No	Emergency lighting ready (through compatible battery kit accessory)	-
94887799	BN126C LED74S/830 PSU L1500	-	-	-
94876199	BN126C LED25S/840 PSU L1200	-	-	-
94877899	BN126C LED23S/830 PSU L1200	-	-	-
94878599	BN126C LED41S/840 PSU L1200	No	Emergency lighting ready (through compatible battery kit accessory)	-
94879299	BN126C LED38S/830 PSU L1200	-	-	-
94880899	BN126C LED64S/840 PSU L1200	No	Emergency lighting ready (through compatible battery kit accessory)	-
94881599	BN126C LED60S/830 PSU L1200	-	-	-
94888499	BN126C LED64S/840 PSU L1800	-	-	-
94889199	BN126C LED60S/830 PSU L1800	-	-	-
94890799	BN126C LED100S/840 PSU L1800	-	-	-
94891499	BN126C LED94S/830 PSU L1800	-	-	-

Order Code	Full Product Name	Central Emergency	Emergency lighting	Emergency flux
76839099	BN126C LED15S_24S/ 830_40 PSU L600	-	-	-
76842099	BN126C LED64S_100S/ 830_40 PSU L1800	-	-	-
94874799	BN126C LED22S/840 PSU L600	-	-	-
94875499	BN126C LED20S/830 PSU L600	-	-	-
76840699	BN126C LED25S_41S/ 830_40 PSU L1200	No	Emergency lighting ready (through compatible battery kit accessory)	330 lm
76836999	BN126C LED64S/ 830_40 WIA L1200	No	Emergency lighting ready (through compatible battery kit accessory)	300 lm
76837699	BN126C LED64S/ 830_40 PSD L1200	No	Emergency lighting ready (through compatible battery kit accessory)	300 lm
76841399	BN126C LED35S_52S/ 830_40 PSU L1500	No	Emergency lighting ready (through compatible battery kit accessory)	330 lm
76835299	BN126C LED80S/ 830_40 WIA L1500	No	Emergency lighting ready (through compatible battery kit accessory)	300 lm
76838399	BN126C LED80S/ 830_40 PSD L1500	No	Emergency lighting ready (through compatible battery kit accessory)	300 lm

Approval and Application

CoreLine Batten

Order Code	Full Product Name	Flickering value (PstLM) -	
		Flickering value as per EN 61000-3-3	Stroboscopic effect visibility measure (SVM)
94882299	BN126C LED35S/840 PSU L1500	1	1.6
94883999	BN126C LED32S/830 PSU L1500	1	1.6
94884699	BN126C LED52S/840 PSU L1500	1	1.6
94885399	BN126C LED48S/830 PSU L1500	1	1.6
94886099	BN126C LED80S/840 PSU L1500	1	1.6
94887799	BN126C LED74S/830 PSU L1500	1	1.6
94876199	BN126C LED25S/840 PSU L1200	1	1.6
94877899	BN126C LED23S/830 PSU L1200	1	1.6
94878599	BN126C LED41S/840 PSU L1200	1	1.6
94879299	BN126C LED38S/830 PSU L1200	1	1.6
94880899	BN126C LED64S/840 PSU L1200	1	1.6
94881599	BN126C LED60S/830 PSU L1200	1	1.6
94888499	BN126C LED64S/840 PSU L1800	1	1.6
94889199	BN126C LED60S/830 PSU L1800	1	1.6
94890799	BN126C LED100S/840 PSU L1800	1	1.6

Order Code	Full Product Name	Flickering value (PstLM) -	
		Flickering value as per EN 61000-3-3	Stroboscopic effect visibility measure (SVM)
94891499	BN126C LED94S/830 PSU L1800	1	1.6
76839099	BN126C LED15S_24S/830_40 PSU L600	-	-
76842099	BN126C LED64S_100S/830_40 PSU L1800	-	-
94874799	BN126C LED22S/840 PSU L600	1	1.6
94875499	BN126C LED20S/830 PSU L600	1	1.6
76840699	BN126C LED25S_41S/830_40 PSU L1200	-	-
76836999	BN126C LED64S/830_40 WIA L1200	-	-
76837699	BN126C LED64S/830_40 PSD L1200	-	-
76841399	BN126C LED35S_52S/830_40 PSU L1500	-	-
76835299	BN126C LED80S/830_40 WIA L1500	-	-
76838399	BN126C LED80S/830_40 PSD L1500	-	-

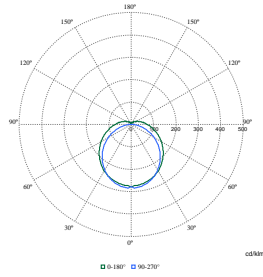
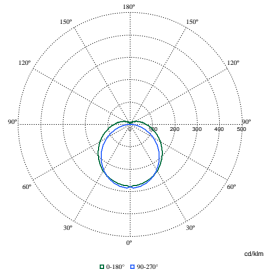
Initial Performance (IEC Compliant)

Order Code	Full Product Name	Luminous flux	
		Initial chromaticity	tolerance
94882299	BN126C LED35S/840 PSU L1500	(0.38, 0.38) SDCM≤3	+/-10%
94883999	BN126C LED32S/830 PSU L1500	(0.43, 0.40) SDCM≤3	+/-10%
94884699	BN126C LED52S/840 PSU L1500	(0.38, 0.38) SDCM≤3	+/-10%
94885399	BN126C LED48S/830 PSU L1500	(0.43, 0.40) SDCM≤3	+/-10%
94886099	BN126C LED80S/840 PSU L1500	(0.38, 0.38) SDCM≤3	+/-10%
94887799	BN126C LED74S/830 PSU L1500	(0.43, 0.40) SDCM≤3	+/-10%
94876199	BN126C LED25S/840 PSU L1200	(0.38, 0.38) SDCM≤3	+/-10%
94877899	BN126C LED23S/830 PSU L1200	(0.43, 0.40) SDCM≤3	+/-10%
94878599	BN126C LED41S/840 PSU L1200	(0.38, 0.38) SDCM≤3	+/-10%
94879299	BN126C LED38S/830 PSU L1200	(0.43, 0.40) SDCM≤3	+/-10%
94880899	BN126C LED64S/840 PSU L1200	(0.38, 0.38) SDCM≤3	+/-10%
94881599	BN126C LED60S/830 PSU L1200	(0.43, 0.40) SDCM≤3	+/-10%
94888499	BN126C LED64S/840 PSU L1800	(0.38, 0.38) SDCM≤3	+/-10%
94889199	BN126C LED60S/830 PSU L1800	(0.43, 0.40) SDCM≤3	+/-10%
94890799	BN126C LED100S/840 PSU L1800	(0.38, 0.38) SDCM≤3	+/-10%
94891499	BN126C LED94S/830 PSU L1800	(0.43, 0.40) SDCM≤3	+/-10%
76839099	BN126C LED15S_24S/830_40 PSU L600	(0.43,0.40) SDCM≤3	-10%,+15%

Order Code	Full Product Name	Luminous flux	
		Initial chromaticity	tolerance
76842099	BN126C LED64S_100S/830_40 PSU L1800	(0.43,0.40) SDCM≤3	-10%,+15%
94874799	BN126C LED22S/840 PSU L600	(0.38, 0.38) SDCM≤3	+/-10%
94875499	BN126C LED20S/830 PSU L600	(0.43, 0.40) SDCM≤3	+/-10%
76840699	BN126C LED25S_41S/830_40 PSU L1200	(0.43,0.40) SDCM≤3	-10%,+15%
76836999	BN126C LED64S/830_40 WIA L1200	(0.43,0.40) SDCM≤3	-10%,+15%
76837699	BN126C LED64S/830_40 PSD L1200	(0.43,0.40) SDCM≤3	-10%,+15%
76841399	BN126C LED35S_52S/830_40 PSU L1500	(0.43,0.40) SDCM≤3	-10%,+15%
76835299	BN126C LED80S/830_40 WIA L1500	(0.43,0.40) SDCM≤3	-10%,+15%
76838399	BN126C LED80S/830_40 PSD L1500	(0.43,0.40) SDCM≤3	-10%,+15%

CoreLine Batten

Polar Wide Diagrams



Polar Normal (separate) - null - 911401850687

Polar Normal (separate) - null - 911401850187

