



Ledinaire batten – For your everyday lighting jobs, easy to choose from the shelves and to install.

Ledinaire Batten

The Ledinaire batten (BN021C) range contains a selection of popular off-the-shelf batten LED luminaires that come with the high Philips quality levels at a competitive price. Reliable, energy efficient and affordable. Ledinaire enables, simple and flexible installation, with light-line creation possibility.

Benefits

- Philips quality and reliability
- Energy saving
- Compact design
- Easy and flexible installation, with line connection possibility

Features


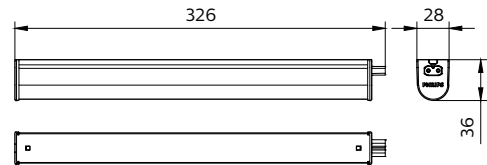

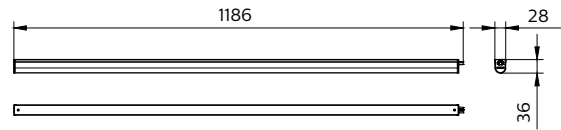
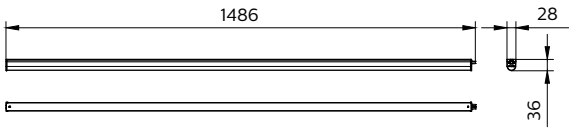
- Light line up to ten battens
- Mounting accessories included
- Available in from 30cm to 1.8m length
- 2 CCT: 3000K, 4000K

Application

- General lighting
- Storage rooms
- Cove lighting

Ledinaire Batten

Dimensional drawing



Product details



Ledinaire batten, BN021C,
Connection



Ledinaire batten, BN021C,
Accessories included

Ledinaire Batten

Product details



Ledinaire batten, BN021C, Light-line via connection cable



Ledinaire batten, BN021C, Light-line pin-to-pin



Ledinaire batten, BN021C, Light-line pin-to-pin

General Information

Driver included	Yes
Number of gear units	1 unit

Light Technical

Color rendering index (CRI)	>80
-----------------------------	-----

Operating and Electrical

Protection class IEC	Safety class II
Input Voltage	220 to 240 V
Line Frequency	50 or 60 Hz
Suitable for random switching	Not applicable

Controls and Dimming

Dimmable	No
Maximum dim level	Not applicable

Mechanical and Housing

Housing Color	White
Mech. impact protection code	IK02
Ingress protection code	IP20

Approval and Application

Ambient temperature range	-20 to +40 °C
CE mark	Yes
ENEC mark	-
Flammability mark	For mounting on normally flammable surfaces
Glow-wire test	Temperature 650 °C, duration 30 s

General Information

Order Code	Full Product Name	Light source replaceable
911401805887	BN021C LED20S/840 L1200 CFW	-
911401842382	BN021C LED20S/840 L1200	No
911401842482	BN021C LED19S/830 L1200	No
911401842582	BN021C LED25S/840 L1500	No
911401842682	BN021C LED24S/830 L1500	No
911401805787	BN021C LED10S/840 L600 CFW	-
911401841782	BN021C LED5S/840 L300	No
911401841882	BN021C LED5S/830 L300	No
911401841982	BN021C LED10S/840 L600	No
911401842082	BN021C LED10S/830 L600	No
911401842182	BN021C LED15S/840 L900	No
911401842282	BN021C LED14S/830 L900	No

Ledinaire Batten

Light Technical (1/2)

Order Code	Full Product Name	Beam angle of light source	Correlated Color Temperature (Nom)	Luminous Efficacy (rated) (Nom)	Luminous Flux
911401805887	BN021C LED20S/840 L1200 CFW	140 degree(s)	4000 K	105 lm/W	2,000 lm
911401842382	BN021C LED20S/840 L1200	-	4000 K	105 lm/W	2,100 lm
911401842482	BN021C LED19S/830 L1200	-	3000 K	95 lm/W	1,900 lm
911401842582	BN021C LED25S/840 L1500	-	4000 K	108 lm/W	2,600 lm
911401842682	BN021C LED24S/830 L1500	-	3000 K	100 lm/W	2,400 lm
911401805787	BN021C LED10S/840 L600 CFW	140 degree(s)	4000 K	105 lm/W	1,000 lm

Order Code	Full Product Name	Beam angle of light source	Correlated Color Temperature (Nom)	Luminous Efficacy (rated) (Nom)	Luminous Flux
911401841782	BN021C LED5S/840 L300	-	4000 K	108 lm/W	500 lm
911401841882	BN021C LED5S/830 L300	-	3000 K	96 lm/W	480 lm
911401841982	BN021C LED10S/840 L600	-	4000 K	105 lm/W	1,050 lm
911401842082	BN021C LED10S/830 L600	-	3000 K	96 lm/W	960 lm
911401842182	BN021C LED15S/840 L900	-	4000 K	107 lm/W	1,600 lm
911401842282	BN021C LED14S/830 L900	-	3000 K	97 lm/W	1,450 lm

Light Technical (2/2)

Order Code	Full Product Name	Optic type
911401805887	BN021C LED20S/840 L1200 CFW	Opal
911401842382	BN021C LED20S/840 L1200	Very wide beam
911401842482	BN021C LED19S/830 L1200	Very wide beam
911401842582	BN021C LED25S/840 L1500	Very wide beam
911401842682	BN021C LED24S/830 L1500	Very wide beam
911401805787	BN021C LED10S/840 L600 CFW	Opal

Order Code	Full Product Name	Optic type
911401841782	BN021C LED5S/840 L300	Very wide beam
911401841882	BN021C LED5S/830 L300	Very wide beam
911401841982	BN021C LED10S/840 L600	Very wide beam
911401842082	BN021C LED10S/830 L600	Very wide beam
911401842182	BN021C LED15S/840 L900	Very wide beam
911401842282	BN021C LED14S/830 L900	Very wide beam

Operating and Electrical

Order Code	Full Product Name	Power Consumption
911401805887	BN021C LED20S/840 L1200 CFW	20 W
911401842382	BN021C LED20S/840 L1200	20 W
911401842482	BN021C LED19S/830 L1200	20 W
911401842582	BN021C LED25S/840 L1500	24 W
911401842682	BN021C LED24S/830 L1500	24 W
911401805787	BN021C LED10S/840 L600 CFW	10 W

Order Code	Full Product Name	Power Consumption
911401841782	BN021C LED5S/840 L300	5 W
911401841882	BN021C LED5S/830 L300	5 W
911401841982	BN021C LED10S/840 L600	10 W
911401842082	BN021C LED10S/830 L600	10 W
911401842182	BN021C LED15S/840 L900	15 W
911401842282	BN021C LED14S/830 L900	15 W

Emergency Operation

Order Code	Full Product Name	Central Emergency
911401805887	BN021C LED20S/840 L1200 CFW	No
911401842382	BN021C LED20S/840 L1200	-
911401842482	BN021C LED19S/830 L1200	-
911401842582	BN021C LED25S/840 L1500	-
911401842682	BN021C LED24S/830 L1500	-

Order Code	Full Product Name	Central Emergency
911401805787	BN021C LED10S/840 L600 CFW	No
911401841782	BN021C LED5S/840 L300	-
911401841882	BN021C LED5S/830 L300	-
911401841982	BN021C LED10S/840 L600	-
911401842082	BN021C LED10S/830 L600	-

Ledinaire Batten

Order Code	Full Product Name	Central Emergency
911401842182	BN021C LED15S/840 L900	-

Order Code	Full Product Name	Central Emergency
911401842282	BN021C LED14S/830 L900	-

Initial Performance (IEC Compliant)

Order Code	Full Product Name	Initial chromaticity	Luminous flux tolerance
911401805887	BN021C LED20S/840 L1200 CFW	(0.38, 0.38) SDCM ≤5	-10% / +10%
911401842382	BN021C LED20S/840 L1200	0.38, 0.38, SDCM ≤5	+/-10%
911401842482	BN021C LED19S/830 L1200	0.43, 0.40, SDCM ≤5	+/-10%
911401842582	BN021C LED25S/840 L1500	0.38, 0.38, SDCM ≤5	+/-10%
911401842682	BN021C LED24S/830 L1500	0.43, 0.40, SDCM ≤5	+/-10%
911401805787	BN021C LED10S/840 L600 CFW	(0.38, 0.38) SDCM ≤5	-10% / +10%

Order Code	Full Product Name	Initial chromaticity	Luminous flux tolerance
911401841782	BN021C LED5S/840 L300	0.38, 0.38, SDCM ≤5	+/-10%
911401841882	BN021C LED5S/830 L300	0.43, 0.40, SDCM ≤5	+/-10%
911401841982	BN021C LED10S/840 L600	0.38, 0.38, SDCM ≤5	+/-10%
911401842082	BN021C LED10S/830 L600	0.43, 0.40, SDCM ≤5	+/-10%
911401842182	BN021C LED15S/840 L900	0.38, 0.38, SDCM ≤5	+/-10%
911401842282	BN021C LED14S/830 L900	0.43, 0.40, SDCM ≤5	+/-10%

