



Luma gen2: The standard in road lighting redefined, with UltraEfficient performance options

Luma gen2

The Luma family is designed to deliver flexible, highly efficient, and sustainable lighting that adapts to the dynamic needs of every city. Luma gen2 preserves the distinctive design characteristics of the first generation while adding the benefits of the latest technology, including a future-proof System Ready architecture, a new LEDgene performance extension, and an optical platform that ensures best-in-class lighting performance in a broad range of applications. Luma gen2 also offers improved serviceability. Installation is easy and fast, and Service tag gives you access to all relevant specs and product documentation onsite. The cable feed-through offers easy, top-down, tool-less access to the luminaire's gear components. Because Luma gen2 is System Ready, you can pair it with connected lighting management systems such as Interact, or with existing and future sensor innovations. Luma gen2 has been developed to optimize and simplify repairs and maintenance with a plug-and-play GearFlex module containing all electrical components in an easy-to-handle and accessible box inside the housing. Because sustainability is our focus, the GearFlex module uses post-industrial recycled material, The white frame around the LED engine uses post-industrial recycled material, and our product packaging minimizes plastic waste. The product can be disassembled in only a few steps at end of life. As a company conscious of the impact of light on the environment and biodiversity, we equipped Luma gen2 luminaires with dedicated light recipes that help to protect ecosystems for bats and preserve the dark night sky.

Benefits

- Best-in-class efficiency and light performance in a broad range of applications
- Ease of repairs and maintenance via a dedicated GearFlex module
- Easy disassembly at end of life
- Future-ready thanks to the SR (System Ready) socket
- Luminaire is equipped with dedicated light recipes that help to maintain optimal ecosystems for bats, preserve the dark night sky, and reduce light pollution
- Equipped with Service tag, a QR-based identification system that makes each luminaire uniquely identifiable and provides maintenance, installation, and spare parts information on-site

Features

- Dedicated GearFlex module enabling faster, safer, and tool-less maintenance
- Post-industrial recycled plastic material used in the GearFlex module and the white frame around the LED compartment
- >85% recyclable aluminum content
- Cable feed-through for easy installation
- Ready to be connected to Interact connected lighting management systems
- Ready to be paired with third-party lighting management systems and sensors
- Tilt with precision of 2.5 degrees
- Efficacy up to 200 lm /W for selected configurations
- Choice of 40+ different beams and different internal louvers
- flux optimization tool
- Surge protection up to 10 kV
- Wide range of lumen packages, ranging from 1,000 to 89,000 lm
- Various CCTs ranging from 1800K – 5700K

Application

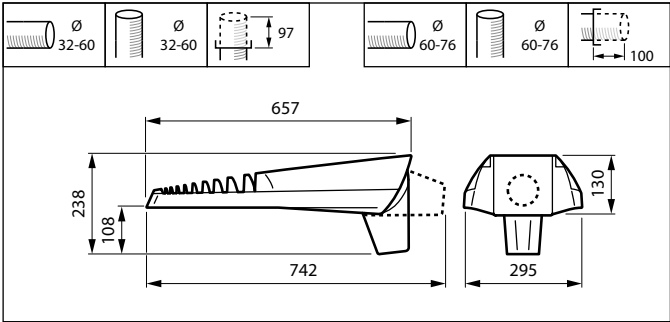
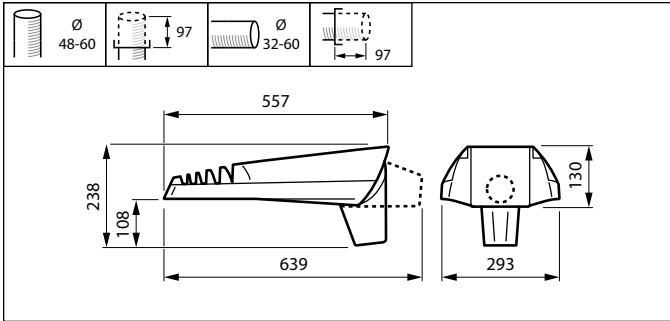
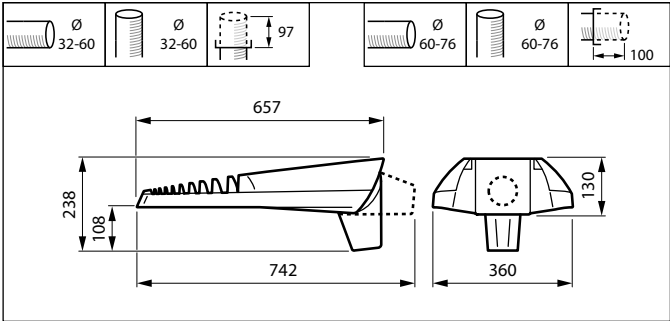
- Motorways, inter-urban main roads, boulevards and avenues, roundabouts, pedestrian crossings
- Residential streets, side streets, squares, parks, cycle and pedestrian paths, playgrounds
- Parking areas, industrial areas, petrol stations, rail yards, airports, harbors, waterways

Versions



Luma gen2 Micro with SR connector

Dimensional drawing



General Information	
Driver included	Yes
Light source replaceable	Yes
Number of gear units	1 unit
Service tag	Yes
Light Technical	
Upward light output ratio	0
Operating and Electrical	
Surge Protection (Common/Differential)	Surge protection level until 6 kV differential mode and 8 kV common mode
Mechanical and Housing	
Optical cover type	Glass
Housing Color	Gray
Ingress protection code	IP66
Standard tilt angle side entry	-
Standard tilt angle posttop	0°
Approval and Application	
CE mark	Yes
Flammability mark	-
Over Time Performance (IEC Compliant)	
Driver failure rate at 5000 h	0.005 %

General Information

Order Code	Full Product Name	Lamp family code
910925866534	BGP702 LED60-4S/740 DM11 GF SRT SRB 60/7	LED60
910925866535	BGP702 LED40-4S/740 DM10 GF SRT SRB 60/7	LED40
910925866536	BGP702 LW10 LED50-4S/830 DM11 GF CTGO	LED50
910925866542	BGP704 LED140-4S/740 DM50 GF SRT SRB 60	LED140
910925866543	BGP704 LED210-4S/830 II DX10 GF D18 DDF3	LED210
910925866544	BGP704 LW10 LED120-4S/830 DM11 GF CTGO	LED120
910925866538	BGP703 LED120-4S/740 DM50 GF SRT SRB 60	LED120
910925866539	BGP703 LED100-4S/830 II DW50 GF SRT SRB	LED100

Light Technical (1/2)

Order Code	Full Product Name	Luminaire light beam spread	Light source color	Correlated Color Temperature (Nom)	Color rendering index (CRI)
910925866534	BGP702 LED60-4S/740 DM11 GF SRT SRB 60/7	70° x 37°	740 neutral white	4000 K	70
910925866535	BGP702 LED40-4S/740 DM10 GF SRT SRB 60/7	73° x 44°	740 neutral white	4000 K	70
910925866536	BGP702 LW10 LED50-4S/830 DM11 GF CTGO	70° x 37°	830 warm white	3000 K	80
910925866542	BGP704 LED140-4S/740 DM50 GF SRT SRB 60	154° - 31° x 54°	740 neutral white	4000 K	70

Order Code	Full Product Name	Luminaire light beam spread	Light source color	Correlated Color Temperature (Nom)	Color rendering index (CRI)
910925866543	BGP704 LED210-4S/830 II DX10 GF D18 DDF3	150° - 43° x 67°	830 warm white	3000 K	80
910925866544	BGP704 LW10 LED120-4S/830 DM11 GF CTGO	70° x 37°	830 warm white	3000 K	80
910925866538	BGP703 LED120-4S/740 DM50 GF SRT SRB 60	154° - 31° x 54°	740 neutral white	4000 K	70
910925866539	BGP703 LED100-4S/830 II DW50 GF SRT SRB	150° - 43° x 67°	830 warm white	3000 K	80

Light Technical (2/2)

Order Code	Full Product Name	Luminous Flux	Optic type outdoor
910925866534	BGP702 LED60-4S/740 DM11 GF SRT SRB 60/7	5,400 lm	Distribution medium 11
910925866535	BGP702 LED40-4S/740 DM10 GF SRT SRB 60/7	3,600 lm	Distribution medium 10
910925866536	BGP702 LW10 LED50-4S/830 DM11 GF CTGO	4,500 lm	Distribution medium 11
910925866542	BGP704 LED140-4S/740 DM50 GF SRT SRB 60	12,740 lm	Distribution medium 50

Operating and Electrical

Order Code	Full Product Name	Power Consumption
910925866534	BGP702 LED60-4S/740 DM11 GF SRT SRB 60/7	38 W
910925866535	BGP702 LED40-4S/740 DM10 GF SRT SRB 60/7	25 W
910925866536	BGP702 LW10 LED50-4S/830 DM11 GF CTGO	40.5 W
910925866542	BGP704 LED140-4S/740 DM50 GF SRT SRB 60	83 W

Controls and Dimming

Order Code	Full Product Name	Dimmable	Maximum dim level
910925866534	BGP702 LED60-4S/740 DM11 GF SRT SRB 60/7	No	Not applicable
910925866535	BGP702 LED40-4S/740 DM10 GF SRT SRB 60/7	No	Not applicable
910925866536	BGP702 LW10 LED50-4S/830 DM11 GF CTGO	No	Not applicable
910925866542	BGP704 LED140-4S/740 DM50 GF SRT SRB 60	No	Not applicable

Mechanical and Housing

Order Code	Full Product Name	Mech. impact protection code
910925866534	BGP702 LED60-4S/740 DM11 GF SRT SRB 60/7	IK09
910925866535	BGP702 LED40-4S/740 DM10 GF SRT SRB 60/7	IK09
910925866536	BGP702 LW10 LED50-4S/830 DM11 GF CTGO	IK09
910925866542	BGP704 LED140-4S/740 DM50 GF SRT SRB 60	IK09

Product Data

Order Code	Full Product Name	Product family code
910925866534	BGP702 LED60-4S/740 DM11 GF SRT SRB 60/7	BGP702
910925866535	BGP702 LED40-4S/740 DM10 GF SRT SRB 60/7	BGP702
910925866536	BGP702 LW10 LED50-4S/830 DM11 GF CTGO	BGP702
910925866542	BGP704 LED140-4S/740 DM50 GF SRT SRB 60	BGP704

Order Code	Full Product Name	Luminous Flux	Optic type outdoor
910925866543	BGP704 LED210-4S/830 II DX10 GF D18 DDF3	17,850 lm	Distribution extra wide 10
910925866544	BGP704 LW10 LED120-4S/830 DM11 GF CTGO	10,920 lm	Distribution medium 11
910925866538	BGP703 LED120-4S/740 DM50 GF SRT SRB 60	10,800 lm	Distribution medium 50
910925866539	BGP703 LED100-4S/830 II DW50 GF SRT SRB	8,600 lm	Distribution wide 50

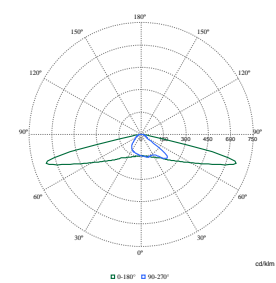
Order Code	Full Product Name	Power Consumption
910925866543	BGP704 LED210-4S/830 II DX10 GF D18 DDF3	166 W
910925866544	BGP704 LW10 LED120-4S/830 DM11 GF CTGO	91 W
910925866538	BGP703 LED120-4S/740 DM50 GF SRT SRB 60	74 W
910925866539	BGP703 LED100-4S/830 II DW50 GF SRT SRB	79 W

Order Code	Full Product Name	Dimmable	Maximum dim level
910925866543	BGP704 LED210-4S/830 II DX10 GF D18 DDF3	Yes	30%
910925866544	BGP704 LW10 LED120-4S/830 DM11 GF CTGO	No	Not applicable
910925866538	BGP703 LED120-4S/740 DM50 GF SRT SRB 60	No	Not applicable
910925866539	BGP703 LED100-4S/830 II DW50 GF SRT SRB	No	Not applicable

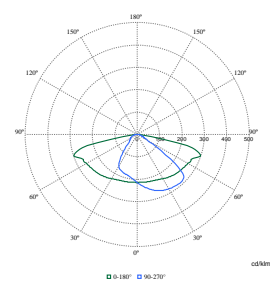
Order Code	Full Product Name	Mech. impact protection code
910925866543	BGP704 LED210-4S/830 II DX10 GF D18 DDF3	IK10
910925866544	BGP704 LW10 LED120-4S/830 DM11 GF CTGO	IK09
910925866538	BGP703 LED120-4S/740 DM50 GF SRT SRB 60	IK09
910925866539	BGP703 LED100-4S/830 II DW50 GF SRT SRB	IK09

Order Code	Full Product Name	Product family code
910925866543	BGP704 LED210-4S/830 II DX10 GF D18 DDF3	BGP704
910925866544	BGP704 LW10 LED120-4S/830 DM11 GF CTGO	BGP704
910925866538	BGP703 LED120-4S/740 DM50 GF SRT SRB 60	BGP703
910925866539	BGP703 LED100-4S/830 II DW50 GF SRT SRB	BGP703


Polar Wide Diagrams




Polar Normal (separate) - BGP704I - 910925866542



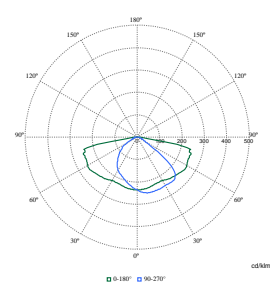
Polar Normal (separate) - BGP702I - 910925866535



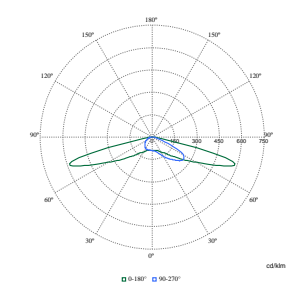
Polar Normal (separate) - BGP703I - 910925866538




Polar Normal (separate) - BGP702I - 910925866536




Polar Normal (separate) - BGP702I - 910925866534



Polar Normal (separate) - BGP703I - 910925866539



Polar Normal (separate) - BGP704I - 910925866543



Polar Normal (separate) - BGP704I - 910925866544

