



Luma gen2: The standard in road lighting redefined, with UltraEfficient performance options

Luma gen2

Luma gen2 is the next generation of the Luma LED luminaire family, fully optimised to become your long-term lighting and innovation partner. While keeping the distinctive design characteristics of the first generation, Luma gen2 gives you the benefits of the latest technologies thanks to its future-proof System Ready architecture, use of optimised Ledgine LED and optical platform ensuring best-in-class lighting performance in a broad range of applications. It also offers improved serviceability. Installation has also become easier and faster, and thanks to the Service tag, you have access to all relevant documentations onsite. Also, the cable feed-through has been redesigned and access to the gear components is easy thanks to top down tool-less access. Luma gen2 also offers all connectivity and dimming options available today and thanks to being System Ready, it can also be paired with lighting management systems such as Interact City or existing and upcoming sensor innovations. The Luma gen2 has been developed to optimise and simplify spare part repair and maintenance work using a new plug-and-play GearFlex module containing all electrical components in an easy to handle and accessible box inside the housing. As a company conscious about the impact of light on the environment and biodiversity, we also equipped the Luma gen2 with dedicated light recipes that help with maintaining the optimal ecosystems for bats or preserve a dark night sky.

Benefits

- Best-in-class efficiency and light performance in a broad range of applications
- Ease of repairs and maintenance via a dedicated GearFlex module
- Easy disassembly at end of life
- Future-ready thanks to the SR (System Ready) socket
- Luminaire is equipped with dedicated light recipes that help to maintain optimal ecosystems for bats, preserve the dark night sky, and reduce light pollution
- Equipped with Service tag, a QR-based identification system that makes each luminaire uniquely identifiable and provides maintenance, installation, and spare parts information on-site

Features

- Dedicated GearFlex module enabling faster, safer, and tool-less maintenance
- Post-industrial recycled plastic material used in the GearFlex module and the white frame around the LED compartment
- >85% recyclable aluminum content
- Cable feed-through for easy installation
- Ready to be connected to Interact connected lighting management systems
- Ready to be paired with third-party lighting management systems and sensors
- Tilt with precision of 2.5 degrees
- Efficacy up to 200 lm /W for selected configurations
- Choice of 40+ different beams and different internal louvers
- flux optimization tool
- Surge protection up to 10 kV
- Wide range of lumen packages, ranging from 1,000 to 89,000 lm
- Various CCTs ranging from 1800K – 5700K

Application

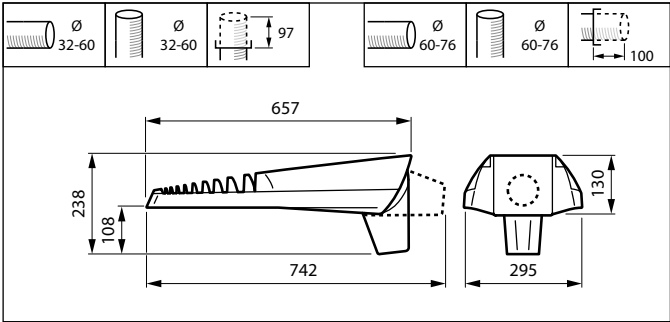
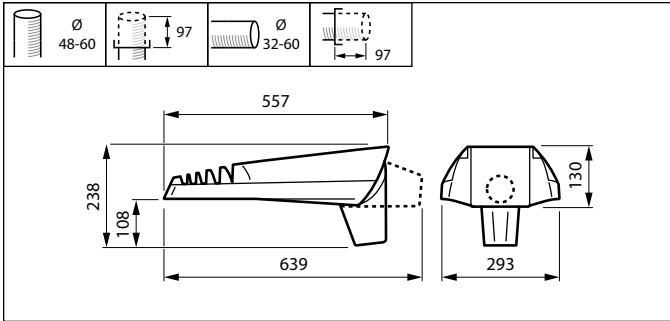
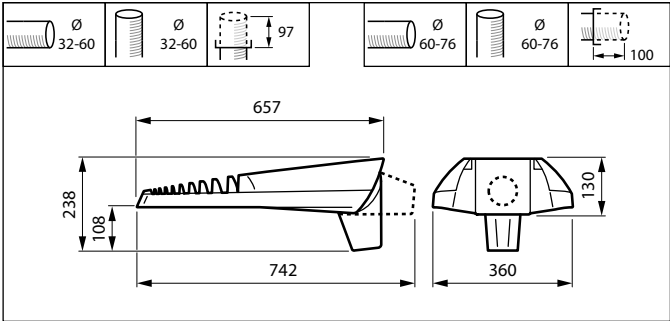
- Motorways, inter-urban main roads, boulevards and avenues, roundabouts, pedestrian crossings
- Residential streets, side streets, squares, parks, cycle and pedestrian paths, playgrounds
- Parking areas, industrial areas, petrol stations, rail yards, airports, harbors, waterways

Versions



Luma gen2 Mini with SR connector

Dimensional drawing



General Information	
Driver included	Yes
Light source replaceable	Yes
Number of gear units	1 unit
Service tag	Yes
Light Technical	
Upward light output ratio	0
Operating and Electrical	
Surge Protection (Common/Differential)	Surge protection level until 6 kV differential mode and 8 kV common mode
Mechanical and Housing	
Optical cover type	Glass
Housing Color	Gray
Ingress protection code	IP66
Standard tilt angle side entry	-
Standard tilt angle posttop	0°
Approval and Application	
CE mark	Yes
Flammability mark	-
Over Time Performance (IEC Compliant)	
Driver failure rate at 5000 h	0.005 %

General Information

Order Code	Full Product Name	Lamp family code
05966500	BGP702 LED60-4S/740 DM11 GF SRT SRB 60/7	LED60
05967200	BGP702 LED40-4S/740 DM10 GF SRT SRB 60/7	LED40
05968900	BGP702 LW10 LED50-4S/830 DM11 GF CTGO	LED50
05974000	BGP704 LED140-4S/740 DM50 GF SRT SRB 60	LED140
05975700	BGP704 LED210-4S/830 II DX10 GF D18 DDF3	LED210
05976400	BGP704 LW10 LED120-4S/830 DM11 GF CTGO	LED120
05970200	BGP703 LED120-4S/740 DM50 GF SRT SRB 60	LED120
05971900	BGP703 LED100-4S/830 II DW50 GF SRT SRB	LED100

Light Technical (1/2)

Order Code	Full Product Name	Luminaire light beam spread	Light source color	Correlated Color Temperature (Nom)	Color rendering index (CRI)
05966500	BGP702	70° x 37°	740	4000 K	70
	LED60-4S/740		neutral		
	DM11 GF SRT SRB		white		
	60/7				
05967200	BGP702	73° x 44°	740	4000 K	70
	LED40-4S/740		neutral		
	DM10 GF SRT SRB		white		
	60/7				
05968900	BGP702 LW10	70° x 37°	830	3000 K	80
	LED50-4S/830		warm		
	DM11 GF CTGO		white		
05974000	BGP704	154° - 31° x 54°	740	4000 K	70
	LED140-4S/740		neutral		
			white		

Order Code	Full Product Name	Luminaire light beam spread	Light source color	Correlated Color Temperature (Nom)	Color rendering index (CRI)
05975700	BGP704	150° - 43° x 67°	830	3000 K	80
	LED210-4S/830 II		warm		
	DX10 GF D18 DDF3		white		
05976400	BGP704 LW10	70° x 37°	830	3000 K	80
	LED120-4S/830		warm		
	DM11 GF CTGO		white		
05970200	BGP703	154° - 31° x 54°	740	4000 K	70
	LED120-4S/740		neutral		
	DM50 GF SRT SRB		white		
	60				
05971900	BGP703	150° - 43° x 67°	830	3000 K	80
	LED100-4S/830 II		warm		
	DW50 GF SRT SRB		white		

Light Technical (2/2)

Order Code	Full Product Name	Luminous Flux	Optic type outdoor
05966500	BGP702 LED60-4S/740 DM11 GF SRT SRB 60/7	5,400 lm	Distribution medium 11
05967200	BGP702 LED40-4S/740 DM10 GF SRT SRB 60/7	3,600 lm	Distribution medium 10
05968900	BGP702 LW10 LED50-4S/830 DM11 GF CTGO	4,500 lm	Distribution medium 11
05974000	BGP704 LED140-4S/740 DM50 GF SRT SRB 60	12,740 lm	Distribution medium 50

Order Code	Full Product Name	Luminous Flux	Optic type outdoor
05975700	BGP704 LED210-4S/830 II DX10 GF D18 DDF3	17,850 lm	Distribution extra wide 10
05976400	BGP704 LW10 LED120-4S/830 DM11 GF CTGO	10,920 lm	Distribution medium 11
05970200	BGP703 LED120-4S/740 DM50 GF SRT SRB 60	10,800 lm	Distribution medium 50
05971900	BGP703 LED100-4S/830 II DW50 GF SRT SRB	8,600 lm	Distribution wide 50

Operating and Electrical

Order Code	Full Product Name	Power Consumption
05966500	BGP702 LED60-4S/740 DM11 GF SRT SRB 60/7	38 W
05967200	BGP702 LED40-4S/740 DM10 GF SRT SRB 60/7	25 W
05968900	BGP702 LW10 LED50-4S/830 DM11 GF CTGO	40.5 W
05974000	BGP704 LED140-4S/740 DM50 GF SRT SRB 60	83 W

Order Code	Full Product Name	Power Consumption
05975700	BGP704 LED210-4S/830 II DX10 GF D18 DDF3	166 W
05976400	BGP704 LW10 LED120-4S/830 DM11 GF CTGO	91 W
05970200	BGP703 LED120-4S/740 DM50 GF SRT SRB 60	74 W
05971900	BGP703 LED100-4S/830 II DW50 GF SRT SRB	79 W

Controls and Dimming

Order Code	Full Product Name	Dimmable	Maximum dim level
05966500	BGP702 LED60-4S/740 DM11 GF SRT SRB 60/7	No	Not applicable
05967200	BGP702 LED40-4S/740 DM10 GF SRT SRB 60/7	No	Not applicable
05968900	BGP702 LW10 LED50-4S/830 DM11 GF CTGO	No	Not applicable
05974000	BGP704 LED140-4S/740 DM50 GF SRT SRB 60	No	Not applicable

Order Code	Full Product Name	Dimmable	Maximum dim level
05975700	BGP704 LED210-4S/830 II DX10 GF D18 DDF3	Yes	30%
05976400	BGP704 LW10 LED120-4S/830 DM11 GF CTGO	No	Not applicable
05970200	BGP703 LED120-4S/740 DM50 GF SRT SRB 60	No	Not applicable
05971900	BGP703 LED100-4S/830 II DW50 GF SRT SRB	No	Not applicable

Mechanical and Housing

Order Code	Full Product Name	Mech. impact protection code
05966500	BGP702 LED60-4S/740 DM11 GF SRT SRB 60/7	IK09
05967200	BGP702 LED40-4S/740 DM10 GF SRT SRB 60/7	IK09
05968900	BGP702 LW10 LED50-4S/830 DM11 GF CTGO	IK09
05974000	BGP704 LED140-4S/740 DM50 GF SRT SRB 60	IK09

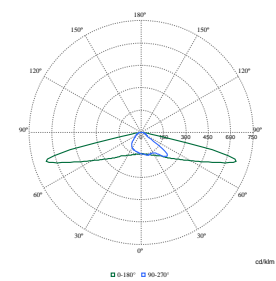
Order Code	Full Product Name	Mech. impact protection code
05975700	BGP704 LED210-4S/830 II DX10 GF D18 DDF3	IK10
05976400	BGP704 LW10 LED120-4S/830 DM11 GF CTGO	IK09
05970200	BGP703 LED120-4S/740 DM50 GF SRT SRB 60	IK09
05971900	BGP703 LED100-4S/830 II DW50 GF SRT SRB	IK09

Product Data

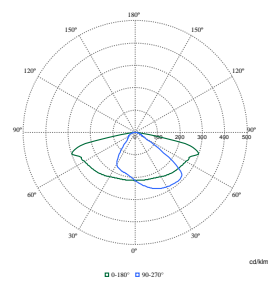
Order Code	Full Product Name	Product family code
05966500	BGP702 LED60-4S/740 DM11 GF SRT SRB 60/7	BGP702
05967200	BGP702 LED40-4S/740 DM10 GF SRT SRB 60/7	BGP702
05968900	BGP702 LW10 LED50-4S/830 DM11 GF CTGO	BGP702
05974000	BGP704 LED140-4S/740 DM50 GF SRT SRB 60	BGP704

Order Code	Full Product Name	Product family code
05975700	BGP704 LED210-4S/830 II DX10 GF D18 DDF3	BGP704
05976400	BGP704 LW10 LED120-4S/830 DM11 GF CTGO	BGP704
05970200	BGP703 LED120-4S/740 DM50 GF SRT SRB 60	BGP703
05971900	BGP703 LED100-4S/830 II DW50 GF SRT SRB	BGP703

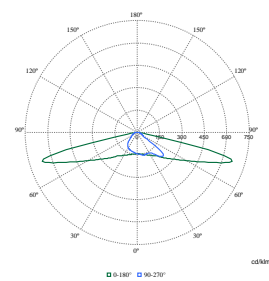
Polar Wide Diagrams



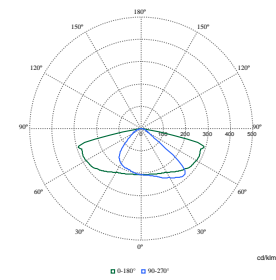
Polar Normal (separate) - BGP704I - 910925866542



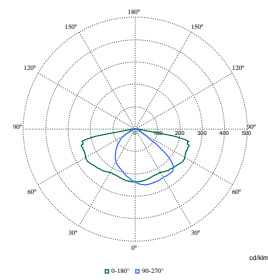
Polar Normal (separate) - BGP702I - 910925866535



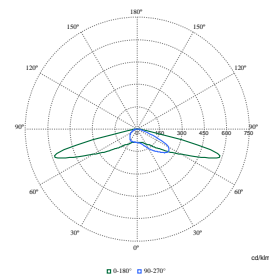
Polar Normal (separate) - BGP703I - 910925866538



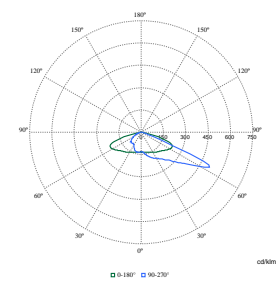
Polar Normal (separate) - BGP702I - 910925866536



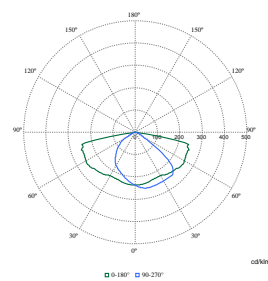
Polar Normal (separate) - BGP702I - 910925866534



Polar Normal (separate) - BGP703I - 910925866539



Polar Normal (separate) - BGP704I - 910925866543



Polar Normal (separate) - BGP704I - 910925866544

