



FlowStar – LED tunnel entrance and point-source interior lighting

FlowStar

Tunnel operators are looking for an LED solution for both interior and entrance lighting that delivers cost, safety and availability benefits over the full lifetime of the product. FlowStar's stainless-steel modular build and dedicated LED design provide a long-lasting and efficient LED alternative to conventional HPS lighting. FlowStar can also be combined with our controls and services for the highest levels of performance.

Benefits

- High lumen output
- Dedicated tunnel luminaire that can replace HPS entrance lighting
- Long-lasting, highly efficient lighting solution for the whole tunnel
- Easy to install and maintain
- Equipped with Service tag, a QR-based identification system that makes each luminaire uniquely identifiable and provides maintenance, installation and spare part information

Features

- A lifetime solution for both tunnel entrance and interior lighting in combination with service packages
- Designed for maintenance (modular build and glass cover)
- Can be integrated with controls (e.g. TunneLogic) and services for best system performance
- True point-for-point LED alternative to HPS up to 400 W
- For pointsource entrance and interior lighting
- Can compete on Total Cost of Ownership with current HPS solutions within the TotalTunnel approach

Application

- Traffic tunnels and underpasses

Versions

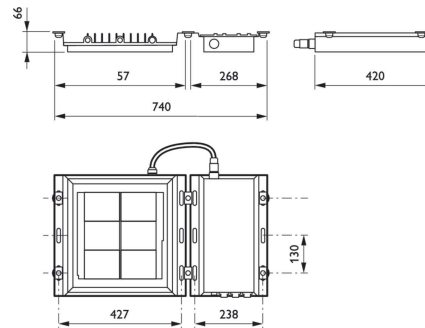
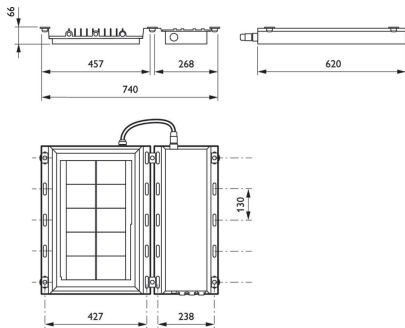


OPBR_BGB300i_0003-Product photo

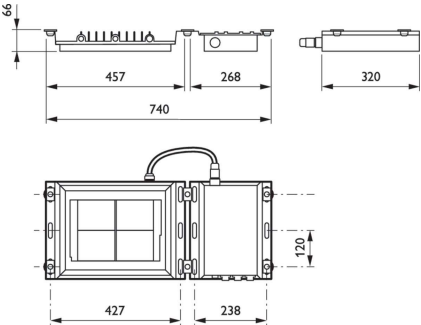


OPBR_BGB300i_0001-Product photo

Dimensional drawing



Dimensional drawing



General Information	
Driver included	Yes
Light source replaceable	No
Service tag	Yes
Light Technical	
Luminaire light beam spread	148° x 148°
Light source color	740 neutral white
Correlated Color Temperature (Nom)	4000 K
Color rendering index (CRI)	70
Optic type outdoor	Distribution symmetrical medium 11
Upward light output ratio	0
Operating and Electrical	
Surge Protection (Common/ Differential)	Standard surge protection level
Controls and Dimming	
Dimmable	Yes
Maximum dim level	10%
Mechanical and Housing	
Optical cover type	Flat glass
Housing Color	Steel
Mech. impact protection code	IK08
Ingress protection code	IP66
Standard tilt angle side entry	0°
Standard tilt angle posttop	0°
Approval and Application	
CE mark	Yes
Flammability mark	For mounting on normally flammable surfaces

General Information

Order Code	Full Product Name	Lamp family code	Number of gear units
912300060085	BGB302 LED250-4S/740 PSD DSM11 D9 MDD	LED250	1 unit
912300060086	BGB302 LED110-4S/740 PSD DSM11 D9 MDD	LED110	1 unit
912300060084	BGB301 LED420-4S/740 PSD DSM11 D9 MDD	LED420	2 units
912300060083	BGB300 LED700-4S/740 PSD BV DSM11 D9 MDD	LED700	3 units

Light Technical

Order Code	Full Product Name	Luminous Flux
912300060085	BGB302 LED250-4S/740 PSD DSM11 D9 MDD	19,920 lm
912300060086	BGB302 LED110-4S/740 PSD DSM11 D9 MDD	8,925 lm

Order Code	Full Product Name	Luminous Flux
912300060084	BGB301 LED420-4S/740 PSD DSM11 D9 MDD	33,200 lm
912300060083	BGB300 LED700-4S/740 PSD BV DSM11 D9 MDD	54,780 lm

Operating and Electrical

Order Code	Full Product Name	Power Consumption
912300060085	BGB302 LED250-4S/740 PSD DSM11 D9 MDD	150 W
912300060086	BGB302 LED110-4S/740 PSD DSM11 D9 MDD	67 W
912300060084	BGB301 LED420-4S/740 PSD DSM11 D9 MDD	250 W

Order Code	Full Product Name	Power Consumption
912300060083	BGB300 LED700-4S/740 PSD BV DSM11 D9 MDD	415 W

Product Data

Order Code	Full Product Name	Product family code
912300060085	BGB302 LED250-4S/740 PSD DSM11 D9 MDD	BGB302
912300060086	BGB302 LED110-4S/740 PSD DSM11 D9 MDD	BGB302

Order Code	Full Product Name	Product family code
912300060084	BGB301 LED420-4S/740 PSD DSM11 D9 MDD	BGB301
912300060083	BGB300 LED700-4S/740 PSD BV DSM11 D9 MDD	BGB300

