



Jargeau LED gen3: combining historical design with modern lighting technology

Jargeau LED gen3

Jargeau LED gen3 combines the symbolic features of the first four-sided street lamps of the 19th century with the technical performance of 21st century luminaires. It incorporates the energy-efficient LEDGINE - O engine with high-performance optics, while at the same time retaining the character of the original four-sided fixture. Designed for installation at heights of 4-6 metres, this luminaire is well suited to urban landscapes and ideal for illuminating city centres, historical areas, old villages, streets, alleys, squares and parks. Thanks to the built-in Philips Ledgine optimised LED platform, and the wide range of available application-tailored optics, Jargeau LED gen3 delivers the right amount light and in the right direction on your street, enabling further energy savings. The luminaire comes with one or two Philips SR (System Ready) sockets, which makes the luminaire future-ready. What this means is that Jargeau LED gen3 is ready to be paired with both standalone and advanced control and lighting software applications such as Interact City from Signify. Next to this, each individual luminaire is uniquely identifiable, thanks to the Philips Service tag application. With a simple scan of a QR code, placed on the inside of the mast door or directly on the luminaire, you gain instant access to the luminaire configuration, making maintenance and programming operations faster and easier, and enabling you to create your digital library of lighting assets and spare parts. Jargeau LED gen3 can also be equipped with our dedicated light recipe that preserves a dark night sky.

Jargeau LED gen3

Benefits

- An iconic luminaire for contemporary and historical environments
- Covers a wide range of applications for roads and streets with different geometries
- Future-proof thanks to an SR socket compatible with all Philips' standard and advanced lighting controls
- Service tag for easy installation and maintenance

Features

- Historical shape
- Large choice of different beams and internal louvres to ensure minimised glare
- Variety of mounting options: luminaire can be combined with different columns, brackets and multiple-arm brackets
- Ready to be paired with controls, by being equipped with the SR (System Ready) socket
- Each luminaire is uniquely identifiable thanks to the Philips Service tag

Application

- Main urban roads and streets, side and residential roads and streets
- City centres and historical areas
- Cycle and pedestrian paths, squares, parks and playgrounds

Versions

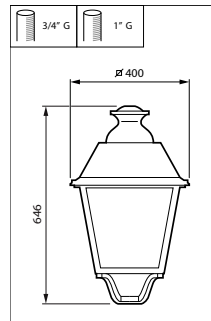
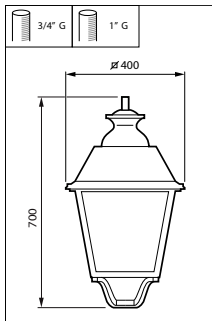


BDP768 BDP651 without spigot RET



BSP768 & BSP651 40led

Dimensional drawing



Jargeau LED gen3

General Information

Driver included	Yes
Lamp family code	LED50
Light source replaceable	Yes
Number of gear units	Unit
Service Tag	Yes

Light Technical

Luminaire light beam spread	30° ~ 5° x 153°
Light source colour	830 warm white
Correlated Colour Temperature (Nom)	3000 K
Colour rendering index (CRI)	80
Luminous Flux	3,250 lm
Optic type outdoor	Distribution medium 50
Upwards light output ratio	0.01

Operating and Electrical

Power Consumption	38 W
Surge Protection (Common/ Differential)	Surge protection level until 6 kV differential mode and 8 kV common mode

Controls and Dimming

Dimmable	No
----------	----

Mechanical and Housing

Optical cover type	Polycarbonate bowl/cover clear
Housing Colour	Black
Mech. impact protection code	IK09
Ingress protection code	IP66
Standard tilt angle side entry	-
Standard tilt angle post-top	-


Approval and Application

CE mark	Yes
Flammability mark	-

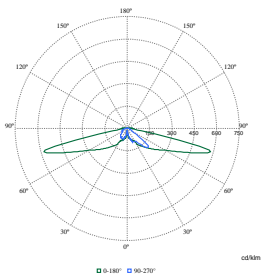
Product Data

Order Code	Full Product Name	Product family code
89202900	BDP651 LED50/830 II DM50 MK-BK PCC BALL	BDP651
88103000	BSP651 LW LED50/830 II DM50 MK-BK PCC BA	BSP651

Polar Wide Diagrams



Polar Normal (separate) - BDP768I - 912300024426



Polar Normal (separate) - BDP768I - 912300024529

