



TownTune Asymmetric – Extending the home feel onto the street

TownTune Asymmetric

Designed to enhance existing and scalable urban spaces, the Philips TownTune family offers all the latest lighting innovations in terms of performance, quality of light and connectivity. The family consists of four solutions: a Central Post Top (CPT), an Asymmetric Spigot Post Top/Side Entry version (ASY), a version with an extending Lyre post top bracket (Lyre) and a Central Post Top with a Conical Comfort Bowl (CCB). Each TownTune luminaire can be customised with a choice of different shapes on top of the housing, plus there's the option to add a decorative ring, which comes in two colours (excluding CCB). Design options that enable you to create your very own lighting signature and bring a distinctive identity to districts and cities. In addition, every luminaire in the TownTune family is uniquely identifiable, thanks to the Signify Service tag app. By simply scanning a QR code, placed inside the door of the mast or directly on the luminaire, you can instantly access the configuration of the luminaire. This makes maintenance and programming operations faster and easier and enables you to create your own digital library of lighting assets and spare parts. TownTune also uses the Philips LEDGINE-O lighting platform, ensuring that you always have the right amount and direction of light on your street. Furthermore, thanks to being system-ready (SR), TownTune is also future-proof. A solution that's ready to be paired with both standalone and advanced control and lighting software applications, such as Interact City.

TownTune Asymmetric

Benefits

- LEDGINE-O platform for great performance, choice colour temperatures and light distributions
- Optimised Total Cost of Ownership (L-Tune for flux tuning, standalone controls e.g. LumiStep, Dynadimmer, CLO (Constant Light output), LineSwitch)
- Ready to pair with advanced systems and software applications e.g. Interact City
- Long lifetime: 100,000 hours @L85 and higher
- Easy access to gear, vandal-resistant (IK10), high ingress protection (IP66)

Features

- Simple design for easy integration into urban spaces, wide range of accessories for customisation
- Suitable for new and retrofit installations
- Range of lumen packages (1,200 to 12,000 lm) and CCTs (2,200 K, 2,700 K, 3,000 K, 4,000 K). Dark Sky Approved with 3,000 K CCT or warmer.
- Dedicated bowl for visual comfort and comfortable lighting experiences
- Service tag for easy installation and maintenance.

Application

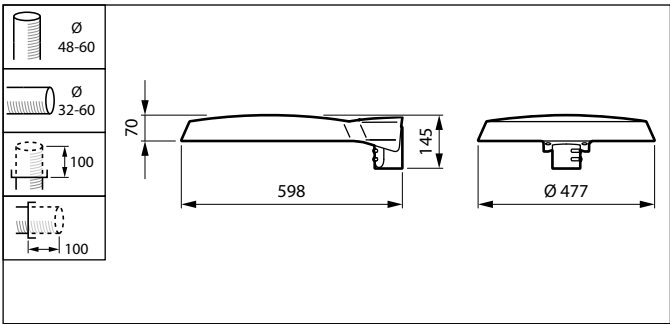
- Urban and residential areas
- Cycle paths, footpaths and pedestrian crossings
- City centers and squares
- Car parks

Versions



TownTune ASY BDP265

Dimensional drawing




TownTune Asymmetric

Product details



TownTune ASY BDP265




TownTune ASY BDP265



TownTune ASY BDP265



TownTune ASY BDP265

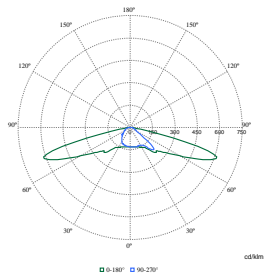


TownTune ASY DR BDP266



TownTune ASY BDP265

Polar Wide Diagrams



Polar Normal (separate) - BDP265I -
912300024197

TownTune Asymmetric

