

TownTune Central Post Top - Extending the home feel onto the street

TownTune Central Post-Top DTD

Designed to enhance existing and scalable urban spaces, the TownTune family offers all the latest lighting innovations in terms of performance, quality of light and connectivity. The family consists of four solutions: a Central Post Top (CPT), an Asymmetric Spigot Post Top / Side Entry version (ASY), a version with an extending Lyre post top bracket (Lyre), and a Central Post Top with a Conical Comfort Bowl (CCB). Each TownTune luminaire can be customized with a choice of different shapes on top of the housing, plus there's the option to add a decorative ring, which comes in two colors (excluding CCB). Design options that enable you to create your very own lighting signature and bring a distinctive identity to districts and cities. In addition, every luminaire in the TownTune family is uniquely identifiable, thanks to the Signify Service tag app. By simply scanning a QR code, placed inside the door of the mast or directly on the luminaire, you can instantly access the configuration of the luminaire. This makes maintenance and programming operations faster and easier and enables you to create your digital library of lighting assets and spare parts. TownTune also uses the LEDGINE-O lighting platform, ensuring you always have the right amount and direction of light on your street. Furthermore, thanks to being system ready (SR), TownTune is also future proof. A solution that's ready to be paired with both standalone and advanced control and lighting software applications such as Interact City.

TownTune Central Post-Top DTD

Benefits

- LEDGINE-O platform for great performance, choice color temperatures and light distributions
- Optimized Total Cost of Ownership (L-Tune for flux tuning, standalone controls e.g., LumiStep, Dynadimmer, CLO (Constant Light output), LineSwitch)
- Ready to pair with advanced systems and software applications e.g., Interact City
- Long lifetime: 100,000 hours @L85 and higher
- Easy access to gear, vandal resistant (IK10), high ingress protection (IP66)

Features

- Simple design for easy integration into urban spaces, wide range of accessories for customization
- Suitable for new and retrofit installations
- Range of lumen packages (1200 to 12000 lm) and CCTs (2200K, 2700K, 3000K, 4000K)
- Dedicated bowl for visual comfort and comfortable lighting experiences
- Service tag for easy installation and maintenance.

Application

- Urban and residential areas
- Cycle paths, footpaths and pedestrian crossings
- City centers and squares
- Car parks

Versions

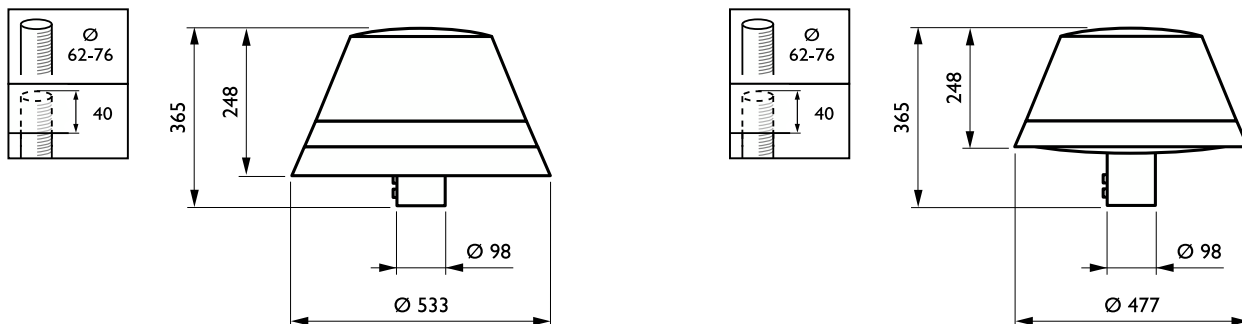


TownTune CPT DTD BDP263



TownTune CPT DTD DR GO BDP263

Dimensional drawing



TownTune Central Post-Top DTD

| General Information | |
|--|---|
| Driver included | Yes |
| Light source replaceable | Yes |
| Number of gear units | 1 unit |
| Service tag | Yes |
| Light Technical | |
| Upward light output ratio | 0 |
| Operating and Electrical | |
| Surge Protection (Common/Differential) | Standard surge protection level |
| Controls and Dimming | |
| Dimmable | Yes |
| Maximum dim level | 10% |
| Mechanical and Housing | |
| Optical cover type | Polycarbonate bowl/cover UV-resistant |
| Housing Color | Gray |
| Mech. impact protection code | IK10 |
| Ingress protection code | IP66 |
| Standard tilt angle side entry | - |
| Standard tilt angle posttop | 0° |
| Approval and Application | |
| CE mark | Yes |
| Flammability mark | For mounting on normally flammable surfaces |
| Over Time Performance (IEC Compliant) | |
| Driver failure rate at 5000 h | 0.5 % |
| Product Data | |
| Product family code | BDP263 |

General Information

| Order Code | Full Product Name | Lamp family code |
|------------|--|------------------|
| 49031700 | BDP263 LED74-4S/830 DW10 CLO SRTB 62P | LED74 |
| 49027000 | BDP263 LED30-4S/740 DW50 CLO-DDF1 62P DR | LED30 |

Light Technical (1/2)

| Order Code | Full Product Name | Luminaire light beam spread | Light source color | Correlated | |
|------------|---------------------------------------|-----------------------------|--------------------|-------------------------|-----------------------------|
| | | | | Color Temperature (Nom) | Color rendering index (CRI) |
| 49031700 | BDP263 LED74-4S/830 DW10 CLO SRTB 62P | 52° - 7° x 151° | 830 warm white | 3000 K | 80 |

| Order Code | Full Product Name | Luminaire light beam spread | Light source color | Correlated | |
|------------|--|-----------------------------|--------------------|-------------------------|-----------------------------|
| | | | | Color Temperature (Nom) | Color rendering index (CRI) |
| 49027000 | BDP263 LED30-4S/740 DW50 CLO-DDF1 62P DR | 6° - 18° x 133° | 740 neutral white | 4000 K | 70 |

Light Technical (2/2)

TownTune Central Post-Top DTD

| Order Code | Full Product Name | Luminous Flux | Optic type outdoor |
|------------|---------------------------------------|---------------|----------------------|
| 49031700 | BDP263 LED74-4S/830 DW10 CLO SRTB 62P | 5,180 lm | Distribution wide 10 |


| Order Code | Full Product Name | Luminous Flux | Optic type outdoor |
|------------|---|---------------|----------------------|
| 49027000 | BDP263 LED30-4S/740 DW50 CLO- DDF1 62P DR | 2,001 lm | Distribution wide 50 |

Operating and Electrical


| Order Code | Full Product Name | Power Consumption |
|------------|---------------------------------------|-------------------|
| 49031700 | BDP263 LED74-4S/830 DW10 CLO SRTB 62P | 53 W |

| Order Code | Full Product Name | Power Consumption |
|------------|---|-------------------|
| 49027000 | BDP263 LED30-4S/740 DW50 CLO- DDF1 62P DR | 18.6 W |

Polar Wide Diagrams



Polar Normal (separate) - BDP260I - 912300024158



Polar Normal (separate) - BDP260I - 912300024162

