



TownTune Central Post Top - Extending the home feel onto the street

TownTune Central Post-Top DR

Designed to enhance existing and scalable urban spaces, the TownTune family offers all the latest lighting innovations in terms of performance, quality of light and connectivity. The family consists of four solutions: a Central Post Top (CPT), an Asymmetric Spigot Post Top / Side Entry version (ASY), a version with an extending Lyre post top bracket (Lyre), and a Central Post Top with a Conical Comfort Bowl (CCB). Each TownTune luminaire can be customized with a choice of different shapes on top of the housing, plus there's the option to add a decorative ring, which comes in two colors (excluding CCB). Design options that enable you to create your very own lighting signature and bring a distinctive identity to districts and cities. In addition, every luminaire in the TownTune family is uniquely identifiable, thanks to the Signify Service tag app. By simply scanning a QR code, placed inside the door of the mast or directly on the luminaire, you can instantly access the configuration of the luminaire. This makes maintenance and programming operations faster and easier and enables you to create your digital library of lighting assets and spare parts. TownTune also uses the LEDGINE-O lighting platform, ensuring you always have the right amount and direction of light on your street. Furthermore, thanks to being system ready (SR), TownTune is also future proof. A solution that's ready to be paired with both standalone and advanced control and lighting software applications such as Interact City.

TownTune Central Post-Top DR

Benefits

- LEDGINE-O platform for great performance, choice color temperatures and light distributions
- Optimized Total Cost of Ownership (L-Tune for flux tuning, standalone controls e.g., LumiStep, Dynadimmer, CLO (Constant Light output), LineSwitch)
- Ready to pair with advanced systems and software applications e.g., Interact City
- Long lifetime: 100,000 hours @L85 and higher
- Easy access to gear, vandal resistant (IK10), high ingress protection (IP66)

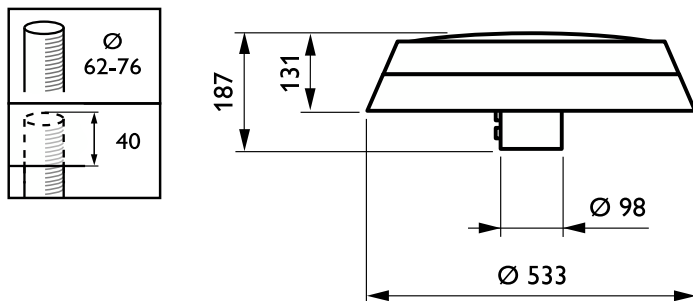
Features

- Simple design for easy integration into urban spaces, wide range of accessories for customization
- Suitable for new and retrofit installations
- Range of lumen packages (1200 to 12000 lm) and CCTs (2200K, 2700K, 3000K, 4000K)
- Dedicated bowl for visual comfort and comfortable lighting experiences
- Service tag for easy installation and maintenance

Application

- Urban and residential areas
- Cycle paths, footpaths and pedestrian crossings
- City centers and squares
- Car parks

Dimensional drawing



TownTune Central Post-Top DR

General Information	
Driver included	Yes
Light source replaceable	Yes
Number of gear units	1 unit
Service tag	Yes
Light Technical	
Upward light output ratio	0
Operating and Electrical	
Surge Protection (Common/Differential)	Standard surge protection level
Controls and Dimming	
Maximum dim level	10%
Mechanical and Housing	
Optical cover type	Polycarbonate bowl/cover UV-resistant
Housing Color	Gray
Mech. impact protection code	IK10
Ingress protection code	IP66
Standard tilt angle side entry	-
Standard tilt angle posttop	0°
Approval and Application	
CE mark	Yes
Flammability mark	For mounting on normally flammable surfaces
Product Data	
Product family code	BDP261

General Information

Order Code	Full Product Name	Lamp family code
912300024156	BDP261 LED50-4S/740 DS50 CLO DDF2 62P	LED50
912300024160	BDP261 LED69-4S/830 II DM10 CLO SRTB 62P	LED69
912300024326	BDP261 LED20-4S/740 II DM10 62P	LED20
912300024327	BDP261 LED35-4S/740 II DM10 62P	LED35
912300024328	BDP261 LED20-4S/740 II DM10 76P	LED20
912300024329	BDP261 LED35-4S/740 II DM10 76P	LED35
912300024406	BDP261 LED35-4S/740 PSU II DS50 CLO 62P	LED35
912300024407	BDP261 LED35-4S/830 PSU II DS50 CLO 62P	LED35
912300024448	BDP261 LED79-4S/830 PSU II DS50 62P DR	LED79
912300024449	BDP261 LED50-4S/830 PSU II DM10 62P DR	LED50
912300024891	BDP261 LED79-4S/830 SR DX50 DGRMSP P7SRB	LED79
912300024892	BDP261 LED79-4S/830 SR DS50 DGRMSP P7SRB	LED79
912300024893	BDP261 LED79-4S/830 SR DM70 DGRMSP P7SRB	LED79

Light Technical (1/2)

Order Code	Full Product Name	Luminaire light beam spread	Light source color	Correlated Color Temperature (Nom)	Color rendering index (CRI)
912300024156	BDP261 LED50-4S/740 DS50 CLO DDF2 62P	152° x 155°	740 neutral white	4000 K	70
912300024160	BDP261 LED69-4S/830 II DM10 CLO SRTB 62P	77° - 11° x 156°	830 warm white	3000 K	80
912300024326	BDP261 LED20-4S/740 II DM10 62P	77° - 11° x 156°	740 neutral white	4000 K	70

Order Code	Full Product Name	Luminaire light beam spread	Light source color	Correlated Color Temperature (Nom)	Color rendering index (CRI)
912300024327	BDP261 LED35-4S/740 II DM10 62P	77° - 11° x 156°	740 neutral white	4000 K	70
912300024328	BDP261 LED20-4S/740 II DM10 76P	77° - 11° x 156°	740 neutral white	4000 K	70
912300024329	BDP261 LED35-4S/740 II DM10 76P	77° - 11° x 156°	740 neutral white	4000 K	70

TownTune Central Post-Top DR

Order Code	Full Product Name	Luminaire light beam spread	Light source color	Correlated Color Temperature (Nom)	Color rendering index (CRI)
912300024406	BDP261 LED35-4S/740 PSU II DS50 CLO 62P	152° x 155°	740 neutral white	4000 K	70
912300024407	BDP261 LED35-4S/830 PSU II DS50 CLO 62P	152° x 155°	830 warm white	3000 K	80
912300024448	BDP261 LED79-4S/830 PSU II DS50 62P DR	152° x 155°	830 warm white	3000 K	80
912300024449	BDP261 LED50-4S/830 PSU II DM10 62P DR	77° - 11° x 156°	830 warm white	3000 K	80

Order Code	Full Product Name	Luminaire light beam spread	Light source color	Correlated Color Temperature (Nom)	Color rendering index (CRI)
912300024891	BDP261 LED79-4S/830 SR DX50 DGRMSP P7SRB	17° - 5° x 132°	830 warm white	3000 K	80
912300024892	BDP261 LED79-4S/830 SR DS50 DGRMSP P7SRB	152° x 155°	830 warm white	3000 K	80
912300024893	BDP261 LED79-4S/830 SR DM70 DGRMSP P7SRB	120° x 120°	830 warm white	3000 K	80

Light Technical (2/2)

Order Code	Full Product Name	Luminous Flux	Number of light sources	Optic type outdoor
912300024156	BDP261 LED50-4S/740 DS50 CLO DDF2 62P	3,430 lm	-	Distribution symmetrical 50
912300024160	BDP261 LED69-4S/830 II DM10 CLO SRTB 62P	4,620 lm	-	Distribution medium 10
912300024326	BDP261 LED20-4S/740 II DM10 62P	1,480 lm	-	Distribution medium 10
912300024327	BDP261 LED35-4S/740 II DM10 62P	2,555 lm	-	Distribution medium 10
912300024328	BDP261 LED20-4S/740 II DM10 76P	1,480 lm	-	Distribution medium 10
912300024329	BDP261 LED35-4S/740 II DM10 76P	2,555 lm	-	Distribution medium 10
912300024406	BDP261 LED35-4S/740 PSU II DS50 CLO 62P	2,482 lm	12	Distribution symmetrical 50
912300024407	BDP261 LED35-4S/830 PSU II DS50 CLO 62P	2,414 lm	20	Distribution symmetrical 50

Order Code	Full Product Name	Luminous Flux	Number of light sources	Optic type outdoor
912300024448	BDP261 LED79-4S/830 PSU II DS50 62P DR	5,520 lm	40	Distribution symmetrical 50
912300024449	BDP261 LED50-4S/830 PSU II DM10 62P DR	3,500 lm	20	Distribution medium 10
912300024891	BDP261 LED79-4S/830 SR DX50 DGRMSP P7SRB	5,920 lm	-	Distribution extra wide 50
912300024892	BDP261 LED79-4S/830 SR DS50 DGRMSP P7SRB	5,520 lm	-	Distribution symmetrical 50
912300024893	BDP261 LED79-4S/830 SR DM70 DGRMSP P7SRB	5,120 lm	-	Distribution medium 70

Operating and Electrical

Order Code	Full Product Name	Power Consumption
912300024156	BDP261 LED50-4S/740 DS50 CLO DDF2 62P	30.5 W
912300024160	BDP261 LED69-4S/830 II DM10 CLO SRTB 62P	49.5 W
912300024326	BDP261 LED20-4S/740 II DM10 62P	12.8 W
912300024327	BDP261 LED35-4S/740 II DM10 62P	22.5 W
912300024328	BDP261 LED20-4S/740 II DM10 76P	12.8 W
912300024329	BDP261 LED35-4S/740 II DM10 76P	22.5 W

Order Code	Full Product Name	Power Consumption
912300024406	BDP261 LED35-4S/740 PSU II DS50 CLO 62P	21.5 W
912300024407	BDP261 LED35-4S/830 PSU II DS50 CLO 62P	27 W
912300024448	BDP261 LED79-4S/830 PSU II DS50 62P DR	60 W
912300024449	BDP261 LED50-4S/830 PSU II DM10 62P DR	40.5 W
912300024891	BDP261 LED79-4S/830 SR DX50 DGRMSP P7SRB	60 W

TownTune Central Post-Top DR

Order Code	Full Product Name	Power Consumption
912300024892	BDP261 LED79-4S/830 SR DS50 DGRMSP P7SRB	60 W

Order Code	Full Product Name	Power Consumption
912300024893	BDP261 LED79-4S/830 SR DM70 DGRMSP P7SRB	60 W

Controls and Dimming

Order Code	Full Product Name	Dimmable
912300024156	BDP261 LED50-4S/740 DS50 CLO DDF2 62P	Yes
912300024160	BDP261 LED69-4S/830 II DM10 CLO SRTB 62P	Yes
912300024326	BDP261 LED20-4S/740 II DM10 62P	No
912300024327	BDP261 LED35-4S/740 II DM10 62P	No
912300024328	BDP261 LED20-4S/740 II DM10 76P	No
912300024329	BDP261 LED35-4S/740 II DM10 76P	No
912300024406	BDP261 LED35-4S/740 PSU II DS50 CLO 62P	Yes


Order Code	Full Product Name	Dimmable
912300024407	BDP261 LED35-4S/830 PSU II DS50 CLO 62P	Yes
912300024448	BDP261 LED79-4S/830 PSU II DS50 62P DR	No
912300024449	BDP261 LED50-4S/830 PSU II DM10 62P DR	No
912300024891	BDP261 LED79-4S/830 SR DX50 DGRMSP P7SRB	Yes
912300024892	BDP261 LED79-4S/830 SR DS50 DGRMSP P7SRB	Yes
912300024893	BDP261 LED79-4S/830 SR DM70 DGRMSP P7SRB	Yes

Over Time Performance (IEC Compliant)


Order Code	Full Product Name	Driver failure rate at 5000 h
912300024156	BDP261 LED50-4S/740 DS50 CLO DDF2 62P	0.5 %
912300024160	BDP261 LED69-4S/830 II DM10 CLO SRTB 62P	0.5 %
912300024326	BDP261 LED20-4S/740 II DM10 62P	0.5 %
912300024327	BDP261 LED35-4S/740 II DM10 62P	0.5 %
912300024328	BDP261 LED20-4S/740 II DM10 76P	0.5 %
912300024329	BDP261 LED35-4S/740 II DM10 76P	0.5 %
912300024406	BDP261 LED35-4S/740 PSU II DS50 CLO 62P	0.5 %

Order Code	Full Product Name	Driver failure rate at 5000 h
912300024407	BDP261 LED35-4S/830 PSU II DS50 CLO 62P	0.5 %
912300024448	BDP261 LED79-4S/830 PSU II DS50 62P DR	0.5 %
912300024449	BDP261 LED50-4S/830 PSU II DM10 62P DR	0.5 %
912300024891	BDP261 LED79-4S/830 SR DX50 DGRMSP P7SRB	-
912300024892	BDP261 LED79-4S/830 SR DS50 DGRMSP P7SRB	-
912300024893	BDP261 LED79-4S/830 SR DM70 DGRMSP P7SRB	-


Polar Wide Diagrams



Polar Normal (separate) - BDP2601 - 912300024156




Polar Normal (separate) - BDP2601 - 912300024160




Polar Normal (separate) - BDP2601 - 912300024406

TownTune Central Post-Top DR


Polar Wide Diagrams




Polar Normal (separate) - BDP2601 -
912300024407




Polar Normal (separate) - BDP2601 -
912300024892




Polar Normal (separate) - BDP2601 -
912300024893




Polar Normal (separate) - BDP2601 -
912300024326




Polar Normal (separate) - BDP2601 -
912300024327




Polar Normal (separate) - BDP2601 -
912300024329



Polar Normal (separate) - BDP2601 -
912300024328



Polar Normal (separate) - BDP2601 -
912300024448



Polar Normal (separate) - BDP2601 -
912300024449

