



TownGuide Performer – flexible, modern designs for every application need

TownGuide Performer

The TownGuide Performer family consists of six recognizable, yet modern shapes: Flat Cone, Bowl, Classic Cone, Classic T, T and Tzero. Each luminaire has the option of a clear (PCC), translucent (PCTR) or frosted (PCF) bowl (except Tzero, which is only available with a clear bowl). With an extensive range of lumen packages, neutral white or warm white LED light sources, and a range of dedicated optics for lower mounting heights, it's easy to select the version that best suits the specific requirements of your project. All this combined with a long life expectancy of 100,000 operating hours. In addition, TownGuide Performer has a variety of control system options that can make this luminaire an integral part of smart energy-reduction programs. This includes LumiStep, DynaDimmer, and LineSwitch stand-alone dim control, and Coded Mains group control, right up to seamless remote connectivity with Interact lighting management software. Installation is easy. Thanks to the bayonet whistle connector with integrated gland located in the spigot, there's no need to open the luminaire for installation. The Signify Service tag app offers direct access to all relevant data, ensuring maintenance is easy too. We have made every effort to make the Total Cost of Ownership (TCO) of the luminaire as attractive as possible. And as TownGuide Performer is a dedicated LED luminaire, compatible with a variety of control systems, there are significant energy and maintenance cost savings compared with conventional lighting.

TownGuide Performer

Benefits

- Choice of LED light sources, light colors (2700K, 3000K, 4000K) and optics
- Significant energy and carbon savings compared to HPL mercury, SON-T and PL-L compact fluorescent lamps (up to 80% with CLO and/or dimming options)
- Minimum Total Cost of Ownership
- Long lifetime: 100,000 hours from L80 up to L98 (depending on configuration and light color)
- Easy installation: no need to open luminaire with bayonet whistle connector

Features

- Six designs that blend in with, and enhance, their surroundings
- New installations or one-to-one replacements
- Dedicated lumen packages (1,200 to 12,000 lm)
- 3 bowl finishes: clear (highest performance), frosted (smooth atmosphere), translucent (enhanced visual comfort)
- 5-year standard warranty, extended warranties or lifecycle services available
- Service tag for easy installation and maintenance.

Application

- Residential areas: residential streets, cycle paths and footpaths, roundabouts, squares, parks and playgrounds, parking areas
- City centers: side streets, squares, parks and playgrounds, cycle paths and footpaths, parking areas, roundabouts, shopping and pedestrian areas
- Area and Transportation: industrial areas, parking areas, petrol stations, airports, harbors, public transport areas
- Sports: parking areas, connecting footpaths

Versions

OPPR BDP100i 0005



BDP102 TownGuide Performer
Classic cone, clear

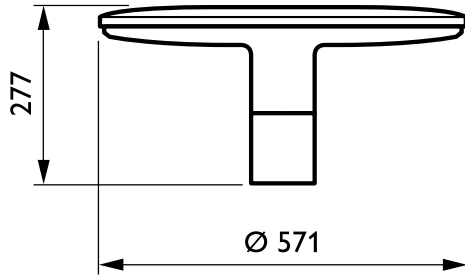
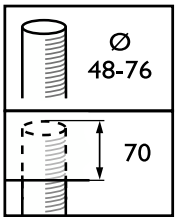
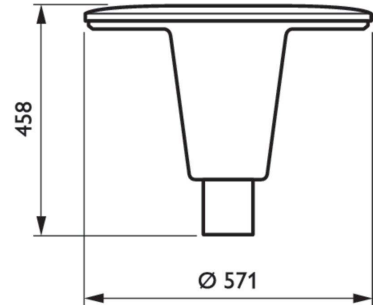
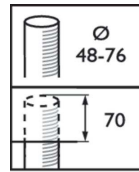
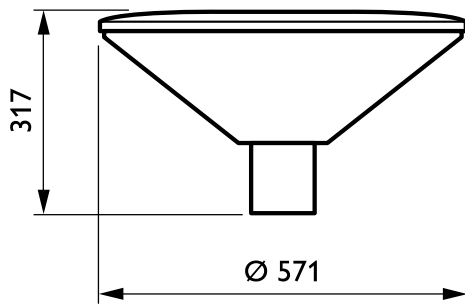
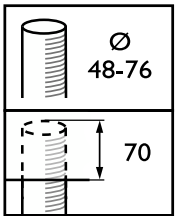
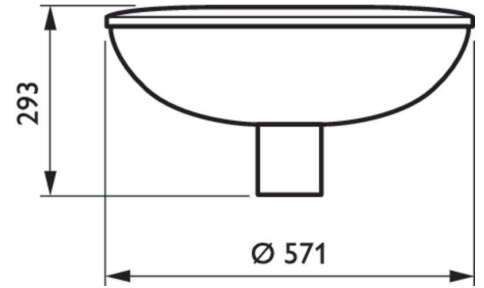
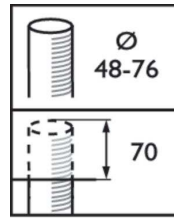
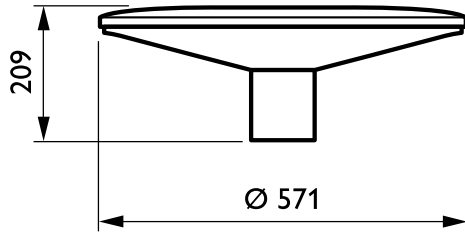
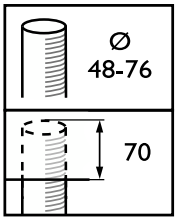


BDP104 TownGuide Performer T,
clear



TownGuide Performer

Dimensional drawing



Product details



OPDP_BDP100i_0011-Detail photo



OPDP_BDP100i_0001-Detail photo

TownGuide Performer

Product details

OPDP_BDP100i_0003-Detail
photo



OPDP_BDP100i_0007-Detail
photo



OPDP_BDP100i_0009-Detail
photo

TownGuide_Performe-
BDP100_105-DPP.TIF



| General Information | |
|---------------------------------------|----------------------------------|
| Driver included | Yes |
| Light source replaceable | Yes |
| Number of gear units | 1 unit |
| Service tag | Yes |
| Mechanical and Housing | |
| Mech. impact protection code | IK10 |
| Ingress protection code | IP66 |
| Standard tilt angle side entry | - |
| Standard tilt angle posttop | 0° |
| Approval and Application | |
| CE mark | Yes |
| Flammability mark | - |
| Glow-wire test | Temperature 650 °C, duration 5 s |
| Over Time Performance (IEC Compliant) | |
| Driver failure rate at 5000 h | 0.5 % |

General Information

| Order Code | Full Product Name | Lamp family code |
|--------------|--|------------------|
| 910500991009 | BDP100 LED30/740 DN PCC SI CLO-LS-6 76P | LED30 |
| 910500991010 | BDP100 LED40/830 II DM PCC SI CLO-LS-6 6 | LED40 |
| 910500991069 | BDP100 LED50/830 II DW PCC SI LS-6 62P | LED50 |
| 910500991011 | BDP100 LED50/830 II DS PCF SI CLO-LS-6 6 | LED50 |
| 910500991112 | BDP100 LED20/830 DW PCF SI CLO 62P | LED20 |
| 910500991115 | BDP100 LED50/830 DW PCF SI CLO 62P | LED50 |
| 910500991117 | BDP100 LED100/830 DW PCF SI CLO 62P | LED100 |
| 910500991015 | BDP101 LED60/830 II DS PCF SI CLO-DDF2 6 | LED60 |
| 910500991121 | BDP101 LED30/830 DW PCF SI CLO 62P | LED30 |
| 910500991122 | BDP101 LED35/830 DW PCF SI CLO 62P | LED35 |
| 910500991125 | BDP101 LED100/830 DW PCF SI CLO 62P | LED100 |
| 910500991014 | BDP101 LED60/830 II DM PCC SI CLO-DDF2 6 | LED60 |
| 910500991021 | BDP102 LED40/830 II DW PCC SI CLO-DDF1 6 | LED40 |
| 910500991213 | BDP102 LED50/740 DM PCC GR MSP 62P | LED50 |
| 910500991023 | BDP102 LED50/830 II DS PCF SI CLO-DDF1 6 | LED50 |
| 910500991128 | BDP102 LED20/830 DW PCF SI CLO 62P | LED20 |
| 910500991129 | BDP102 LED30/830 DW PCF SI CLO 62P | LED30 |
| 910500991130 | BDP102 LED35/830 DW PCF SI CLO 62P | LED35 |
| 910500991131 | BDP102 LED50/830 DW PCF SI CLO 62P | LED50 |
| 910500991132 | BDP102 LED70/830 DW PCF SI CLO 62P | LED70 |
| 910500991136 | BDP103 LED20/830 DW PCF SI CLO 62P | LED20 |
| 910500991138 | BDP103 LED35/830 DW PCF SI CLO 62P | LED35 |
| 910500991139 | BDP103 LED50/830 DW PCF SI CLO 62P | LED50 |
| 910500991142 | BDP103 LED120/830 DW PCF SI CLO 62P | LED120 |
| 910500991024 | BDP104 LED30/740 II DM PCC SI CLO-LS-8 6 | LED30 |

| Order Code | Full Product Name | Lamp family code |
|--------------|--|------------------|
| 910500991025 | BDP104 LED40/830 II DS PCF SI CLO-LS-8 6 | LED40 |
| 910500991147 | BDP104 LED50/830 DW PCF SI CLO 62P | LED50 |
| 910500991149 | BDP104 LED100/830 DW PCF SI CLO 62P | LED100 |

Light Technical (1/2)

| Order Code | Full Product Name | Luminaire light beam spread | Light source color | Correlated Color Temperature (Nom) | Color rendering index (CRI) |
|--------------|---|-----------------------------|-------------------------|------------------------------------|-----------------------------|
| 910500991009 | BDP100 LED30/740 DN PCC SI CLO-LS-6 76P | 32° x 29° | 740 neutral white | 4000 K | 70 |
| 910500991010 | BDP100 LED40/830 II DM PCC SI CLO-LS-6 6 | 53° x 71° | 830 warm white | 3000 K | 80 |
| 910500991069 | BDP100 LED50/830 II DW PCC SI LS-6 62P | 50° x 70° | 830 warm white | 3000 K | 80 |
| 910500991011 | BDP100 LED50/830 II DS PCF SI CLO-LS-6 6 | 75° | 830 warm white | 3000 K | 80 |
| 910500991112 | BDP100 LED20/830 DW PCF SI CLO 62P | 50° x 70° | 830 warm white | 3000 K | 80 |
| 910500991115 | BDP100 LED50/830 DW PCF SI CLO 62P | 50° x 70° | 830 warm white | 3000 K | 80 |
| 910500991117 | BDP100 LED100/830 DW PCF SI CLO 62P | 50° x 70° | 830 warm white | 3000 K | 80 |
| 910500991015 | BDP101 LED60/830 II DS PCF SI CLO-DDF2 6 | 75° | 830 warm white | 3000 K | 80 |
| 910500991121 | BDP101 LED30/830 DW PCF SI CLO 62P | 50° x 70° | 830 warm white | 3000 K | 80 |
| 910500991122 | BDP101 LED35/830 DW PCF SI CLO 62P | 50° x 70° | 830 warm white | 3000 K | 80 |
| 910500991125 | BDP101 LED100/830 DW PCF SI CLO 62P | 50° x 70° | 830 warm white | 3000 K | 80 |
| 910500991014 | BDP101 LED60/830 II DM PCC SI CLO-DDF2 6 | 53° x 71° | 830 warm white | 3000 K | 80 |

| Order Code | Full Product Name | Luminaire light beam spread | Light source color | Correlated Color Temperature (Nom) | Color rendering index (CRI) |
|--------------|---|-----------------------------|-------------------------|------------------------------------|-----------------------------|
| 910500991021 | BDP102 LED40/830 II DW PCC SI CLO-DDF1 6 | 50° x 70° | 830 warm white | 3000 K | 80 |
| 910500991213 | BDP102 LED50/740 DM PCC GR MSP 62P | 53° x 71° | 740 neutral white | 4000 K | 70 |
| 910500991023 | BDP102 LED50/830 II DS PCF SI CLO-DDF1 6 | 75° | 830 warm white | 3000 K | 80 |
| 910500991128 | BDP102 LED20/830 DW PCF SI CLO 62P | 50° x 70° | 830 warm white | 3000 K | 80 |
| 910500991129 | BDP102 LED30/830 DW PCF SI CLO 62P | 50° x 70° | 830 warm white | 3000 K | 80 |
| 910500991130 | BDP102 LED35/830 DW PCF SI CLO 62P | 50° x 70° | 830 warm white | 3000 K | 80 |
| 910500991131 | BDP102 LED50/830 DW PCF SI CLO 62P | 50° x 70° | 830 warm white | 3000 K | 80 |
| 910500991132 | BDP102 LED70/830 DW PCF SI CLO 62P | 50° x 70° | 830 warm white | 3000 K | 80 |
| 910500991136 | BDP103 LED20/830 DW PCF SI CLO 62P | 50° x 70° | 830 warm white | 3000 K | 80 |
| 910500991138 | BDP103 LED35/830 DW PCF SI CLO 62P | 50° x 70° | 830 warm white | 3000 K | 80 |
| 910500991139 | BDP103 LED50/830 DW PCF SI CLO 62P | 50° x 70° | 830 warm white | 3000 K | 80 |
| 910500991142 | BDP103 LED120/830 DW PCF SI CLO 62P | 50° x 70° | 830 warm white | 3000 K | 80 |
| 910500991024 | BDP104 LED30/740 II DM PCC SI CLO-LS-8 6 | 53° x 71° | 740 neutral white | 4000 K | 70 |

TownGuide Performer

| Order Code | Full Product Name | Luminaire light beam spread | Light source color | Correlated Color Temperature (Nom) | Color rendering index (CRI) |
|--------------|---|-----------------------------|----------------------|------------------------------------|-----------------------------|
| 910500991025 | BDP104 LED40/830 II DS PCF SI CLO-LS-8 6 | 75° | 830 warm white | 3000 K | 80 |
| 910500991147 | BDP104 LED50/830 DW PCF SI CLO 62P | 50° x 70° | 830 warm white | 3000 K | 80 |

| Order Code | Full Product Name | Luminaire light beam spread | Light source color | Correlated Color Temperature (Nom) | Color rendering index (CRI) |
|--------------|---|-----------------------------|----------------------|------------------------------------|-----------------------------|
| 910500991149 | BDP104 LED100/830 DW PCF SI CLO 62P | 50° x 70° | 830 warm white | 3000 K | 80 |

Light Technical (2/2)

| Order Code | Full Product Name | Luminous Flux | Number of light sources | Optic type outdoor | Upward light output ratio |
|--------------|---|---------------|-------------------------|--------------------------|---------------------------|
| 910500991009 | BDP100 LED30/740 DN PCC SI CLO- LS-6 76P | 2,291 lm | 4 | Distribution narrow | 3 |
| 910500991010 | BDP100 LED40/830 II DM PCC SI CLO- LS-6 6 | 2,888 lm | 4 | Distribution medium | 3 |
| 910500991069 | BDP100 LED50/830 II DW PCC SI LS-6 62P | 3,700 lm | 4 | Distribution wide | 3 |
| 910500991011 | BDP100 LED50/830 II DS PCF SI CLO- LS-6 6 | 1,862 lm | 6 | Distribution symmetrical | 3 |
| 910500991112 | BDP100 LED20/830 DW PCF SI CLO 62P | 1,160 lm | 4 | Distribution wide | 3 |
| 910500991115 | BDP100 LED50/830 DW PCF SI CLO 62P | 2,576 lm | 6 | Distribution wide | 3 |
| 910500991117 | BDP100 LED100/830 DW PCF SI CLO 62P | 4,240 lm | 6 | Distribution wide | 3 |
| 910500991015 | BDP101 LED60/830 II DS PCF SI CLO- DDF2 6 | 2,300 lm | 8 | Distribution symmetrical | 15 |
| 910500991121 | BDP101 LED30/830 DW PCF SI CLO 62P | 1,798 lm | 4 | Distribution wide | 15 |
| 910500991122 | BDP101 LED35/830 DW PCF SI CLO 62P | 2,013 lm | 4 | Distribution wide | 15 |
| 910500991125 | BDP101 LED100/830 DW PCF SI CLO 62P | 4,560 lm | 6 | Distribution wide | 15 |
| 910500991014 | BDP101 LED60/830 II DM PCC SI CLO- DDF2 6 | 4,424 lm | 8 | Distribution medium | 3 |
| 910500991021 | BDP102 LED40/830 II DW PCC SI CLO- DDF1 6 | 3,116 lm | 4 | Distribution wide | 3 |
| 910500991213 | BDP102 LED50/740 DM PCC GR MSP 62P | 4,891 lm | 4 | Distribution medium | 3 |

| Order Code | Full Product Name | Luminous Flux | Number of light sources | Optic type outdoor | Upward light output ratio |
|--------------|---|---------------|-------------------------|--------------------------|---------------------------|
| 910500991023 | BDP102 LED50/830 II DS PCF SI CLO- DDF1 6 | 1,900 lm | 4 | Distribution symmetrical | 10 |
| 910500991128 | BDP102 LED20/830 DW PCF SI CLO 62P | 1,200 lm | 4 | Distribution wide | 10 |
| 910500991129 | BDP102 LED30/830 DW PCF SI CLO 62P | 1,740 lm | 4 | Distribution wide | 10 |
| 910500991130 | BDP102 LED35/830 DW PCF SI CLO 62P | 1,947 lm | 4 | Distribution wide | 10 |
| 910500991131 | BDP102 LED50/830 DW PCF SI CLO 62P | 2,714 lm | 6 | Distribution wide | 10 |
| 910500991132 | BDP102 LED70/830 DW PCF SI CLO 62P | 3,584 lm | 8 | Distribution wide | 10 |
| 910500991136 | BDP103 LED20/830 DW PCF SI CLO 62P | 1,060 lm | 4 | Distribution wide | 4 |
| 910500991138 | BDP103 LED35/830 DW PCF SI CLO 62P | 1,716 lm | 4 | Distribution wide | 4 |
| 910500991139 | BDP103 LED50/830 DW PCF SI CLO 62P | 2,346 lm | 6 | Distribution wide | 4 |
| 910500991142 | BDP103 LED120/830 DW PCF SI CLO 62P | 4,800 lm | 8 | Distribution wide | 4 |
| 910500991024 | BDP104 LED30/740 II DM PCC SI CLO- LS-8 6 | 2,204 lm | 4 | Distribution medium | 3 |
| 910500991025 | BDP104 LED40/830 II DS PCF SI CLO- LS-8 6 | 1,386 lm | 3 | Distribution symmetrical | 3 |
| 910500991147 | BDP104 LED50/830 DW PCF SI CLO 62P | 2,208 lm | 6 | Distribution wide | 3 |
| 910500991149 | BDP104 LED100/830 DW PCF SI CLO 62P | 3,680 lm | 6 | Distribution wide | 3 |

Operating and Electrical

| Order Code | Full Product Name | Power Consumption | Surge Protection (Common/Differential) |
|--------------|--|-------------------|--|
| 910500991009 | BDP100 LED30/740 DN PCC SI CLO-LS-6 76P | 19.6 W | Surge protection level until 6 kV differential mode and 6 kV common mode |
| 910500991010 | BDP100 LED40/830 II DM PCC SI CLO-LS-6 6 | 32.5 W | Surge protection level until 6 kV differential mode and 6 kV common mode |
| 910500991069 | BDP100 LED50/830 II DW PCC SI LS-6 62P | 41 W | Surge protection level until 6 kV differential mode and 6 kV common mode |
| 910500991011 | BDP100 LED50/830 II DS PCF SI CLO-LS-6 6 | 32.5 W | Surge protection level until 6 kV differential mode and 6 kV common mode |
| 910500991112 | BDP100 LED20/830 DW PCF SI CLO 62P | 15.8 W | Surge protection level until 4 kV differential mode and 4 kV common mode |
| 910500991115 | BDP100 LED50/830 DW PCF SI CLO 62P | 40 W | Surge protection level until 6 kV differential mode and 6 kV common mode |
| 910500991117 | BDP100 LED100/830 DW PCF SI CLO 62P | 74 W | Surge protection level until 6 kV differential mode and 6 kV common mode |
| 910500991015 | BDP101 LED60/830 II DS PCF SI CLO-DDF2 6 | 40 W | Surge protection level until 6 kV differential mode and 6 kV common mode |
| 910500991121 | BDP101 LED30/830 DW PCF SI CLO 62P | 23.5 W | Surge protection level until 6 kV differential mode and 6 kV common mode |
| 910500991122 | BDP101 LED35/830 DW PCF SI CLO 62P | 27 W | Surge protection level until 6 kV differential mode and 6 kV common mode |
| 910500991125 | BDP101 LED100/830 DW PCF SI CLO 62P | 74 W | Surge protection level until 6 kV differential mode and 6 kV common mode |
| 910500991014 | BDP101 LED60/830 II DM PCC SI CLO-DDF2 6 | 46.5 W | Surge protection level until 6 kV differential mode and 6 kV common mode |
| 910500991021 | BDP102 LED40/830 II DW PCC SI CLO-DDF1 6 | 32.5 W | Surge protection level until 6 kV differential mode and 6 kV common mode |
| 910500991213 | BDP102 LED50/740 DM PCC GR MSP 62P | 34 W | Surge protection level until 6 kV differential mode and 6 kV common mode |

| Order Code | Full Product Name | Power Consumption | Surge Protection (Common/Differential) |
|--------------|--|-------------------|--|
| 910500991023 | BDP102 LED50/830 II DS PCF SI CLO-DDF1 6 | 32.5 W | Surge protection level until 6 kV differential mode and 6 kV common mode |
| 910500991128 | BDP102 LED20/830 DW PCF SI CLO 62P | 15.8 W | Surge protection level until 6 kV differential mode and 6 kV common mode |
| 910500991129 | BDP102 LED30/830 DW PCF SI CLO 62P | 23.5 W | Surge protection level until 6 kV differential mode and 6 kV common mode |
| 910500991130 | BDP102 LED35/830 DW PCF SI CLO 62P | 27 W | Surge protection level until 6 kV differential mode and 6 kV common mode |
| 910500991131 | BDP102 LED50/830 DW PCF SI CLO 62P | 40 W | Surge protection level until 6 kV differential mode and 6 kV common mode |
| 910500991132 | BDP102 LED70/830 DW PCF SI CLO 62P | 54 W | Surge protection level until 6 kV differential mode and 6 kV common mode |
| 910500991136 | BDP103 LED20/830 DW PCF SI CLO 62P | 15.8 W | Surge protection level until 6 kV differential mode and 6 kV common mode |
| 910500991138 | BDP103 LED35/830 DW PCF SI CLO 62P | 27 W | Surge protection level until 6 kV differential mode and 6 kV common mode |
| 910500991139 | BDP103 LED50/830 DW PCF SI CLO 62P | 40 W | Surge protection level until 6 kV differential mode and 6 kV common mode |
| 910500991142 | BDP103 LED120/830 DW PCF SI CLO 62P | 92 W | Surge protection level until 6 kV differential mode and 6 kV common mode |
| 910500991024 | BDP104 LED30/740 II DM PCC SI CLO-LS-8 6 | 19.6 W | Surge protection level until 6 kV differential mode and 6 kV common mode |
| 910500991025 | BDP104 LED40/830 II DS PCF SI CLO-LS-8 6 | 27 W | Surge protection level until 6 kV differential mode and 6 kV common mode |
| 910500991147 | BDP104 LED50/830 DW PCF SI CLO 62P | 40 W | Surge protection level until 6 kV differential mode and 6 kV common mode |
| 910500991149 | BDP104 LED100/830 DW PCF SI CLO 62P | 74 W | Surge protection level until 6 kV differential mode and 6 kV common mode |

Controls and Dimming

| Order Code | Full Product Name | Dimmable | Maximum dim level |
|--------------|---|----------|-------------------|
| 910500991009 | BDP100 LED30/740 DN PCC SI CLO-LS-6 76P | Yes | 50% |

| Order Code | Full Product Name | Dimmable | Maximum dim level |
|--------------|--|----------|-------------------|
| 910500991010 | BDP100 LED40/830 II DM PCC SI CLO-LS-6 6 | Yes | 50% |

TownGuide Performer

| Order Code | Full Product Name | Dimmable | Maximum dim level |
|--------------|--|----------|-------------------|
| 910500991069 | BDP100 LED50/830 II DW PCC SI LS-6 62P | Yes | 50% |
| 910500991011 | BDP100 LED50/830 II DS PCF SI CLO-LS-6 6 | Yes | 50% |
| 910500991112 | BDP100 LED20/830 DW PCF SI CLO 62P | No | Not applicable |
| 910500991115 | BDP100 LED50/830 DW PCF SI CLO 62P | No | Not applicable |
| 910500991117 | BDP100 LED100/830 DW PCF SI CLO 62P | No | Not applicable |
| 910500991015 | BDP101 LED60/830 II DS PCF SI CLO-DDF2 6 | Yes | 50% |
| 910500991121 | BDP101 LED30/830 DW PCF SI CLO 62P | No | Not applicable |
| 910500991122 | BDP101 LED35/830 DW PCF SI CLO 62P | No | Not applicable |
| 910500991125 | BDP101 LED100/830 DW PCF SI CLO 62P | No | Not applicable |
| 910500991014 | BDP101 LED60/830 II DM PCC SI CLO-DDF2 6 | Yes | 50% |
| 910500991021 | BDP102 LED40/830 II DW PCC SI CLO-DDF1 6 | Yes | 50% |
| 910500991213 | BDP102 LED50/740 DM PCC GR MSP 62P | No | Not applicable |

| Order Code | Full Product Name | Dimmable | Maximum dim level |
|--------------|--|----------|-------------------|
| 910500991023 | BDP102 LED50/830 II DS PCF SI CLO-DDF1 6 | Yes | 50% |
| 910500991128 | BDP102 LED20/830 DW PCF SI CLO 62P | No | Not applicable |
| 910500991129 | BDP102 LED30/830 DW PCF SI CLO 62P | No | Not applicable |
| 910500991130 | BDP102 LED35/830 DW PCF SI CLO 62P | No | Not applicable |
| 910500991131 | BDP102 LED50/830 DW PCF SI CLO 62P | No | Not applicable |
| 910500991132 | BDP102 LED70/830 DW PCF SI CLO 62P | No | Not applicable |
| 910500991136 | BDP103 LED20/830 DW PCF SI CLO 62P | No | Not applicable |
| 910500991138 | BDP103 LED35/830 DW PCF SI CLO 62P | No | Not applicable |
| 910500991139 | BDP103 LED50/830 DW PCF SI CLO 62P | No | Not applicable |
| 910500991142 | BDP103 LED120/830 DW PCF SI CLO 62P | No | Not applicable |
| 910500991024 | BDP104 LED30/740 II DM PCC SI CLO-LS-8 6 | Yes | 50% |
| 910500991025 | BDP104 LED40/830 II DS PCF SI CLO-LS-8 6 | Yes | 50% |
| 910500991147 | BDP104 LED50/830 DW PCF SI CLO 62P | No | Not applicable |
| 910500991149 | BDP104 LED100/830 DW PCF SI CLO 62P | No | Not applicable |

Mechanical and Housing

| Order Code | Full Product Name | Optical cover type | Housing Color |
|--------------|--|----------------------------------|---------------|
| 910500991009 | BDP100 LED30/740 DN PCC SI CLO-LS-6 76P | Polycarbonate bowl/cover clear | Silver |
| 910500991010 | BDP100 LED40/830 II DM PCC SI CLO-LS-6 6 | Polycarbonate bowl/cover clear | Silver |
| 910500991069 | BDP100 LED50/830 II DW PCC SI LS-6 62P | Polycarbonate bowl/cover clear | Silver |
| 910500991011 | BDP100 LED50/830 II DS PCF SI CLO-LS-6 6 | Polycarbonate bowl/cover frosted | Silver |
| 910500991112 | BDP100 LED20/830 DW PCF SI CLO 62P | Polycarbonate bowl/cover frosted | Silver |
| 910500991115 | BDP100 LED50/830 DW PCF SI CLO 62P | Polycarbonate bowl/cover frosted | Silver |
| 910500991117 | BDP100 LED100/830 DW PCF SI CLO 62P | Polycarbonate bowl/cover frosted | Silver |
| 910500991015 | BDP101 LED60/830 II DS PCF SI CLO-DDF2 6 | Polycarbonate bowl/cover frosted | Silver |
| 910500991121 | BDP101 LED30/830 DW PCF SI CLO 62P | Polycarbonate bowl/cover frosted | Silver |
| 910500991122 | BDP101 LED35/830 DW PCF SI CLO 62P | Polycarbonate bowl/cover frosted | Silver |
| 910500991125 | BDP101 LED100/830 DW PCF SI CLO 62P | Polycarbonate bowl/cover frosted | Silver |
| 910500991014 | BDP101 LED60/830 II DM PCC SI CLO-DDF2 6 | Polycarbonate bowl/cover clear | Silver |
| 910500991021 | BDP102 LED40/830 II DW PCC SI CLO-DDF1 6 | Polycarbonate bowl/cover clear | Silver |

| Order Code | Full Product Name | Optical cover type | Housing Color |
|--------------|--|----------------------------------|---------------|
| 910500991213 | BDP102 LED50/740 DM PCC GR MSP 62P | Polycarbonate bowl/cover clear | Gray |
| 910500991023 | BDP102 LED50/830 II DS PCF SI CLO-DDF1 6 | Polycarbonate bowl/cover frosted | Silver |
| 910500991128 | BDP102 LED20/830 DW PCF SI CLO 62P | Polycarbonate bowl/cover frosted | Silver |
| 910500991129 | BDP102 LED30/830 DW PCF SI CLO 62P | Polycarbonate bowl/cover frosted | Silver |
| 910500991130 | BDP102 LED35/830 DW PCF SI CLO 62P | Polycarbonate bowl/cover frosted | Silver |
| 910500991131 | BDP102 LED50/830 DW PCF SI CLO 62P | Polycarbonate bowl/cover frosted | Silver |
| 910500991132 | BDP102 LED70/830 DW PCF SI CLO 62P | Polycarbonate bowl/cover frosted | Silver |
| 910500991136 | BDP103 LED20/830 DW PCF SI CLO 62P | Polycarbonate bowl/cover frosted | Silver |
| 910500991138 | BDP103 LED35/830 DW PCF SI CLO 62P | Polycarbonate bowl/cover frosted | Silver |
| 910500991139 | BDP103 LED50/830 DW PCF SI CLO 62P | Polycarbonate bowl/cover frosted | Silver |
| 910500991142 | BDP103 LED120/830 DW PCF SI CLO 62P | Polycarbonate bowl/cover frosted | Silver |
| 910500991024 | BDP104 LED30/740 II DM PCC SI CLO-LS-8 6 | Polycarbonate bowl/cover clear | Silver |
| 910500991025 | BDP104 LED40/830 II DS PCF SI CLO-LS-8 6 | Polycarbonate bowl/cover frosted | Silver |

TownGuide Performer

| Order Code | Full Product Name | Optical cover type | Housing Color |
|--------------|------------------------------------|----------------------------------|---------------|
| 910500991147 | BDP104 LED50/830 DW PCF SI CLO 62P | Polycarbonate bowl/cover frosted | Silver |


| Order Code | Full Product Name | Optical cover type | Housing Color |
|--------------|-------------------------------------|----------------------------------|---------------|
| 910500991149 | BDP104 LED100/830 DW PCF SI CLO 62P | Polycarbonate bowl/cover frosted | Silver |

Product Data


| Order Code | Full Product Name | Product family code |
|--------------|--|---------------------|
| 910500991009 | BDP100 LED30/740 DN PCC SI CLO-LS-6 76P | BDP100 |
| 910500991010 | BDP100 LED40/830 II DM PCC SI CLO-LS-6 6 | BDP100 |
| 910500991069 | BDP100 LED50/830 II DW PCC SI LS-6 62P | BDP100 |
| 910500991011 | BDP100 LED50/830 II DS PCF SI CLO-LS-6 6 | BDP100 |
| 910500991112 | BDP100 LED20/830 DW PCF SI CLO 62P | BDP100 |
| 910500991115 | BDP100 LED50/830 DW PCF SI CLO 62P | BDP100 |
| 910500991117 | BDP100 LED100/830 DW PCF SI CLO 62P | BDP100 |
| 910500991015 | BDP101 LED60/830 II DS PCF SI CLO-DDF2 6 | BDP101 |
| 910500991121 | BDP101 LED30/830 DW PCF SI CLO 62P | BDP101 |
| 910500991122 | BDP101 LED35/830 DW PCF SI CLO 62P | BDP101 |
| 910500991125 | BDP101 LED100/830 DW PCF SI CLO 62P | BDP101 |
| 910500991014 | BDP101 LED60/830 II DM PCC SI CLO-DDF2 6 | BDP101 |
| 910500991021 | BDP102 LED40/830 II DW PCC SI CLO-DDF1 6 | BDP102 |
| 910500991213 | BDP102 LED50/740 DM PCC GR MSP 62P | BDP102 |

| Order Code | Full Product Name | Product family code |
|--------------|--|---------------------|
| 910500991023 | BDP102 LED50/830 II DS PCF SI CLO-DDF1 6 | BDP102 |
| 910500991128 | BDP102 LED20/830 DW PCF SI CLO 62P | BDP102 |
| 910500991129 | BDP102 LED30/830 DW PCF SI CLO 62P | BDP102 |
| 910500991130 | BDP102 LED35/830 DW PCF SI CLO 62P | BDP102 |
| 910500991131 | BDP102 LED50/830 DW PCF SI CLO 62P | BDP102 |
| 910500991132 | BDP102 LED70/830 DW PCF SI CLO 62P | BDP102 |
| 910500991136 | BDP103 LED20/830 DW PCF SI CLO 62P | BDP103 |
| 910500991138 | BDP103 LED35/830 DW PCF SI CLO 62P | BDP103 |
| 910500991139 | BDP103 LED50/830 DW PCF SI CLO 62P | BDP103 |
| 910500991142 | BDP103 LED120/830 DW PCF SI CLO 62P | BDP103 |
| 910500991024 | BDP104 LED30/740 II DM PCC SI CLO-LS-8 6 | BDP104 |
| 910500991025 | BDP104 LED40/830 II DS PCF SI CLO-LS-8 6 | BDP104 |
| 910500991147 | BDP104 LED50/830 DW PCF SI CLO 62P | BDP104 |
| 910500991149 | BDP104 LED100/830 DW PCF SI CLO 62P | BDP104 |

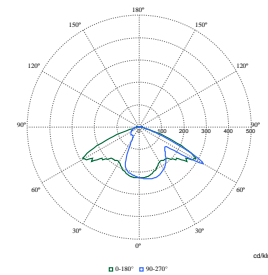
Polar Wide Diagrams




Polar Normal (separate) - BDP1001 - 910500991010




Polar Normal (separate) - BDP1001 - 910500991136




Polar Normal (separate) - BDP1001 - 910500991021



Polar Normal (separate) - BDP1001 - 910500991014




Polar Normal (separate) - BDP1001 - 910500991112




Polar Normal (separate) - BDP1001 - 910500991024


Polar Wide Diagrams




Polar Normal (separate) - BDP1001 - 910500991009



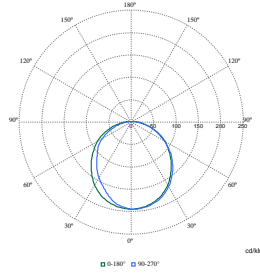
Polar Normal (separate) - BDP1001 - 910500991132




Polar Normal (separate) - BDP1001 - 910500991128




Polar Normal (separate) - BDP1001 - 910500991072




Polar Normal (separate) - BDP1001 - 910500991122




Polar Normal (separate) - BDP1001 - 910500991125



Polar Normal (separate) - BDP1001 - 910500991129




Polar Normal (separate) - BDP1001 - 910500991121



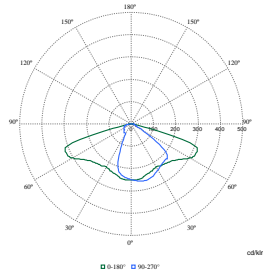
Polar Normal (separate) - BDP1001 - 910500991147

TownGuide Performer


Polar Wide Diagrams




Polar Normal (separate) - BDP100I -
910500991117



Polar Normal (separate) - BDP100I -
910500991213



Polar Normal (separate) - BDP100I -
910500991142



Polar Normal (separate) - BDP100I -
910500991138

