



# TownGuide Performer – Designed around your needs

## TownGuide Performer

The TownGuide Performer family consists of six recognizable yet modern shapes: Flat Cone, Bowl, Classic Cone, Classic, T and Tzero. All are available with a clear bowl. Except for Tzero, also a frosted bowl can be chosen. With an extensive range of lumen packages and a choice of light colors and operating lifetimes, it is easy to select the version that best suits your project's specific requirements. In addition, TownGuide Performer has a variety of control system options that can make it an integral part of your smart energy-reduction programs – from stand-alone LumiStep and DynaDimmer, SDU switch-dim control, through to seamless remote connectivity with CityTouch lighting management software. Installation is easy. Thanks to the bayonet whistle connector with integrated gland located in the spigot, the luminaire does not have to be opened at all for installation. Philips has made every effort to make the Total Cost of Ownership (TCO) of the luminaire as attractive as possible. And as TownGuide Performer is a dedicated LED luminaire, compatible with a variety of control systems, the energy and maintenance cost savings compared to conventional lighting are significant.

### Benefits

- Six recognizable yet modern designs that blend in with, and enhance, their surroundings
- LED light sources, in combination with a wide choice of optics, ensure that the optimal configuration can be obtained for your application. The state-of-the-art LEDs increase visual comfort for motorists, cyclists and pedestrians.
- Considerable reduction in energy usage and carbon footprint compared to HPL mercury, SON-T and PL-L compact fluorescent lamps; further energy savings achievable when using CLO or dimming options (can amount to as much as 80% compared to HPL mercury)

Features

- Dedicated LED luminaire, optimized for minimum Total Cost of Ownership
- Wide choice of lumen packages, ranging from 1,200 to 7,000 lumens (GRN) or 4,000 to 12,000 lumens (ECO)
- Choice of light colors 3000 K (warm white) and 4000 K (neutral white)
- Long lifetime of 100,000 hours (GRN) or 80,000 hours (ECO) at L80B10
- Bayonet whistle connector for easy installation without opening the luminaire
- Suitable for new installations or one-to-one replacement in existing installations
- Vandal-resistant (IK10), ingress protection (IP66)
- TailorFit PCB technology
- Standard 3-year warranty program; as a service, we offer extended warranties or lifecycle services

Application

- Residential areas: residential streets, cycle paths & footpaths, roundabouts, squares, parks & playgrounds, parking areas
- City centers: side streets, squares, parks & playgrounds, cycle paths & footpaths, parking areas, roundabouts, shopping & pedestrian areas
- Area and Transportation: industrial areas, parking areas, petrol stations, airports, harbors, public transport areas
- Sports: parking areas

Versions

OPPR BDP100i 0021

OPPR BDP100i 0001



OPPR BDP100i 0005

BDP102 TownGuide Performer  
Classic cone, clear



TownGuide Performer

Versions

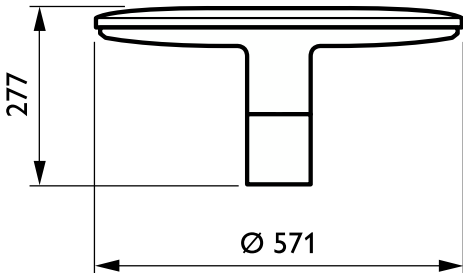
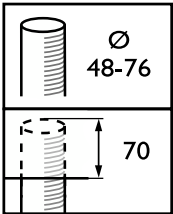
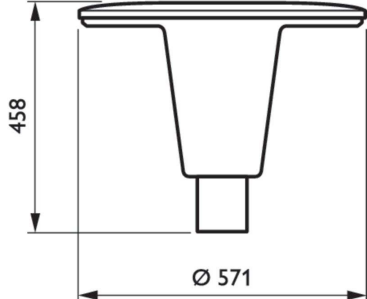
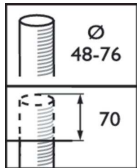
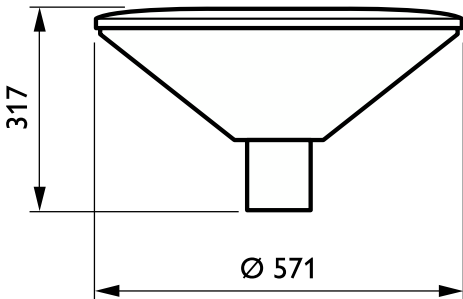
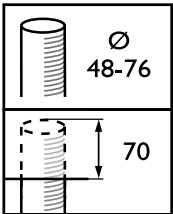
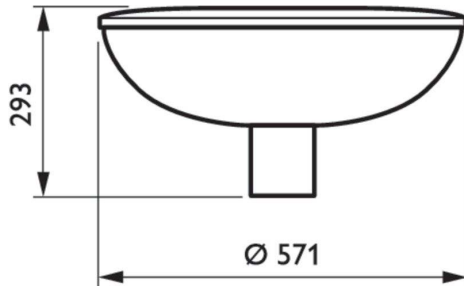
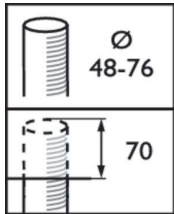
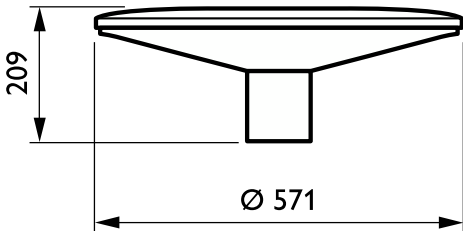
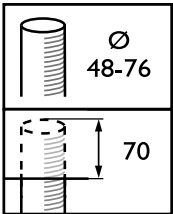


BDP103 TownGuide Performer  
Classic T, clear



BDP104 TownGuide Performer T,  
clear

Dimensional drawing



TownGuide Performer

Product details



OPDP\_BDP100i\_0011-Detail  
photo



OPDP\_BDP100i\_0001-Detail  
photo



OPDP\_BDP100i\_0003-Detail  
photo



OPDP\_BDP100i\_0007-Detail  
photo



OPDP\_BDP100i\_0009-Detail  
photo



TownGuide\_Performe-  
BDP100\_105-DPP.TIF

General Information	
Driver included	Yes
Light source replaceable	Yes
Number of gear units	Unit
Service Tag	Yes
Operating and Electrical	
Surge Protection (Common/Differential)	Surge protection level until 6 kV differential mode and 6 kV common mode
Mechanical and Housing	
Mech. impact protection code	IK10
Ingress protection code	IP66
Standard tilt angle side entry	-
Standard tilt angle post-top	0°
Approval and Application	
CE mark	Yes
Flammability mark	-
Over Time Performance (IEC Compliant)	
Driver failure rate at 5,000 hours	0.5 %

General Information

Order Code	Full Product Name	Lamp family code
34715700	BDP105 LED70/740 DS PCC GR D9 62P	LED70
30244600	BDP100 LED30/740 DM PCC SI CLO-DDF1 76P	LED30
05918400	BDP101 LED60/740 DW PCC SI 62P	LED60
31985700	BDP102 LED50/830 DM PCC GR MSP 62P	LED50
05914600	BDP103 LED60/740 DW PCC SI 62P	LED60
34713300	BDP104 LED70/740 DRW PCC GR D9 62P	LED70

Light Technical (1/2)

		Luminaire light beam spread	Light source colour	Correlated Colour	
Order Code	Full Product Name			Temperature (Nom)	Colour rendering index (CRI)
34715700	BDP105 LED70/740 DS PCC GR D9 62P	75°	740 neutral white	4000 K	70
30244600	BDP100 LED30/740 DM PCC SI CLO-DDF1 76P	53° x 71°	740 neutral white	4000 K	70
05918400	BDP101 LED60/740 DW PCC SI 62P	50° x 70°	740 neutral white	4000 K	70

		Luminaire light beam spread	Light source colour	Correlated Colour	
Order Code	Full Product Name			Temperature (Nom)	Colour rendering index (CRI)
31985700	BDP102 LED50/830 DM PCC GR MSP 62P	53° x 71°	830 warm white	3000 K	80
05914600	BDP103 LED60/740 DW PCC SI 62P	50° x 70°	740 neutral white	4000 K	70
34713300	BDP104 LED70/740 DRW PCC GR D9 62P	39° x 96°	740 neutral white	4000 K	70

Light Technical (2/2)

		Luminous Flux	Number of light sources	Optic type outdoor	Upwards light output ratio
Order Code	Full Product Name				
34715700	BDP105 LED70/740 DS PCC GR D9 62P	4,830 lm	8	Distribution symmetrical	0

		Luminous Flux	Number of light sources	Optic type outdoor	Upwards light output ratio
Order Code	Full Product Name				
30244600	BDP100 LED30/740 DM PCC SI CLO-DDF1 76P	2,204 lm	4	Distribution medium	3

Order Code	Full Product Name	Luminous	Number	Optic type	Upwards
		Flux	of light	outdoor	light
			sources		output
					ratio
05918400	BDP101 LED60/740 DW PCC SI 62P	5,965 lm	-	Distribution wide	3
31985700	BDP102 LED50/830 DM PCC GR MSP 62P	3,900 lm	6	Distribution medium	3

Operating and Electrical

Order Code	Full Product Name	Power Consumption
34715700	BDP105 LED70/740 DS PCC GR D9 62P	45.5 W
30244600	BDP100 LED30/740 DM PCC SI CLO-DDF1 76P	19.6 W
05918400	BDP101 LED60/740 DW PCC SI 62P	39 W

Controls and Dimming

Order Code	Full Product Name	Dimmable	Maximum dim level
34715700	BDP105 LED70/740 DS PCC GR D9 62P	Yes	0% (digital)
30244600	BDP100 LED30/740 DM PCC SI CLO-DDF1 76P	Yes	50%
05918400	BDP101 LED60/740 DW PCC SI 62P	No	Not applicable

Mechanical and Housing

Order Code	Full Product Name	Optical cover type	Housing
			Colour
34715700	BDP105 LED70/740 DS PCC GR D9 62P	Polycarbonate bowl/cover clear	Grey
30244600	BDP100 LED30/740 DM PCC SI CLO-DDF1 76P	Polycarbonate bowl/cover clear	Silver
05918400	BDP101 LED60/740 DW PCC SI 62P	Polycarbonate bowl/cover frosted	Silver

Approval and Application

Order Code	Full Product Name	Glow-wire test
34715700	BDP105 LED70/740 DS PCC GR D9 62P	Temperature 650 °C, duration 5 s
30244600	BDP100 LED30/740 DM PCC SI CLO-DDF1 76P	Temperature 650 °C, duration 5 s
05918400	BDP101 LED60/740 DW PCC SI 62P	-

Product Data

Order Code	Full Product Name	Product family code
34715700	BDP105 LED70/740 DS PCC GR D9 62P	BDP105
30244600	BDP100 LED30/740 DM PCC SI CLO-DDF1 76P	BDP100
05918400	BDP101 LED60/740 DW PCC SI 62P	BDP101

Order Code	Full Product Name	Luminous	Number	Optic type	Upwards
		Flux	of light	outdoor	light
			sources		output
					ratio
05914600	BDP103 LED60/740 DW PCC SI 62P	5,965 lm	-	Distribution wide	3
34713300	BDP104 LED70/740 DRW PCC GR D9 62P	4,620 lm	8	Distribution residential wide	3

Order Code	Full Product Name	Power Consumption
31985700	BDP102 LED50/830 DM PCC GR MSP 62P	41 W
05914600	BDP103 LED60/740 DW PCC SI 62P	39 W
34713300	BDP104 LED70/740 DRW PCC GR D9 62P	45.5 W


Order Code	Full Product Name	Dimmable	Maximum dim level
31985700	BDP102 LED50/830 DM PCC GR MSP 62P	No	Not applicable
05914600	BDP103 LED60/740 DW PCC SI 62P	No	Not applicable
34713300	BDP104 LED70/740 DRW PCC GR D9 62P	Yes	0% (digital)

Order Code	Full Product Name	Optical cover type	Housing
			Colour
31985700	BDP102 LED50/830 DM PCC GR MSP 62P	Polycarbonate bowl/cover clear	Grey
05914600	BDP103 LED60/740 DW PCC SI 62P	Polycarbonate bowl/cover frosted	Silver
34713300	BDP104 LED70/740 DRW PCC GR D9 62P	Polycarbonate bowl/cover clear	Grey


Order Code	Full Product Name	Glow-wire test
31985700	BDP102 LED50/830 DM PCC GR MSP 62P	Temperature 650 °C, duration 5 s
05914600	BDP103 LED60/740 DW PCC SI 62P	-
34713300	BDP104 LED70/740 DRW PCC GR D9 62P	Temperature 650 °C, duration 5 s

Order Code	Full Product Name	Product family code
31985700	BDP102 LED50/830 DM PCC GR MSP 62P	BDP102
05914600	BDP103 LED60/740 DW PCC SI 62P	BDP103
34713300	BDP104 LED70/740 DRW PCC GR D9 62P	BDP104

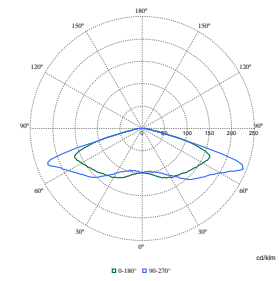
Polar Wide Diagrams



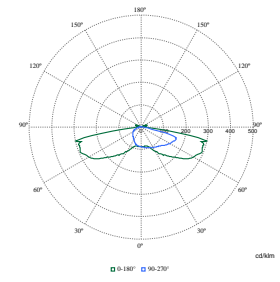
Polar Normal (separate) - BDP100I - 910500991164




Polar Normal (separate) - BDP100I - 910500991211




Polar Normal (separate) - BDP100I - 910925863304



Polar Normal (separate) - BDP100I - 910925863302



Polar Normal (separate) - BDP100I - 910925866481



Polar Normal (separate) - BDP100I - 910925866485

