



TownGuide Performer

BDP100













TownGuide Performer – flexible, modern designs for every application need

The TownGuide Performer family consists of six recognizable, yet modern shapes: Flat Cone, Bowl, Classic Cone, Classic T, T and Tzero. Each luminaire has the option of a clear (PCC), translucent (PCTR) or frosted (PCF) bowl (except Tzero, which is only available with a clear bowl). With an extensive range of lumen packages, neutral white or warm white LED lights sources, and a range of dedicated optics for lower mounting heights, it's easy to select the version that best suits the specific requirements of your project. All this combined with a long life expectancy of 100,000 operating hours. In addition, TownGuide Performer has a variety of control system options that can make this luminaire an integral part of smart energy-reduction programs. This includes LumiStep, DynaDimmer, and LineSwitch stand-alone dim control, and Coded Mains

group control, right up to seamless remote connectivity with Interact lighting management software. Installation is easy. Thanks to the bayonet whistle connector with integrated gland located in the spigot, there's no need to open the luminaire for installation. The Signify Service tag app offers direct access to all relevant data, ensuring maintenance is easy too. We have made every effort to make the Total Cost of Ownership (TCO) of the luminaire as attractive as possible. And as TownGuide Performer is a dedicated LED luminaire, compatible with a variety of control systems, there are significant energy and maintenance cost savings compared with conventional lighting.


Benefits

- Choice of LED light sources, light colors (2700K, 3000K, 4000K) and optics
- Significant energy and carbon savings compared to HPL mercury, SON-T and PL-L compact fluorescent lamps (up to 80% with CLO and/or dimming options)
- Minimum Total Cost of Ownership
- Long lifetime: 100,000 hours from L80 up to L98 (depending on configuration and light color)
- Easy installation: no need to open luminaire with bayonet whistle connector


Applications

- Residential areas: residential streets, cycle paths and footpaths, roundabouts, squares, parks and playgrounds, parking areas
- City centers: side streets, squares, parks and playgrounds, cycle paths and footpaths, parking areas, roundabouts, shopping and pedestrian areas

Versions



TownGuide




TownGuide

- Area and Transportation: industrial areas, parking areas, petrol stations, airports, harbors, public transport areas
- Sports: parking areas, connecting footpaths

Features

- Six designs that blend in with, and enhance, their surroundings
- New installations or one-to-one replacements
- Dedicated lumen packages (1,200 to 12,000 lm)
- 3 bowl finishes: clear (highest performance), frosted (smooth atmosphere), translucent (enhanced visual comfort)
- 5-year standard warranty, extended warranties or lifecycle services available
- Service tag for easy installation and maintenance.



TownGuide

OPPR BDP100i 0001



OPPR BDP100i 0003

BDP101 TownGuide Performer Bowl, frosted



OPPR BDP100i 0005

BDP102 TownGuide Performer Classic cone, clear




OPPR BDP100i 0011


OPPR BDP100i 0015



BDP104 TownGuide Performer T, clear

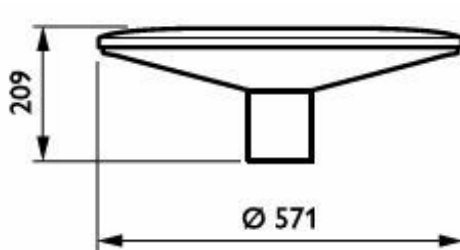
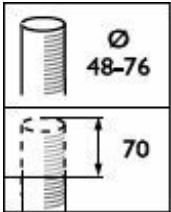
TownGuide



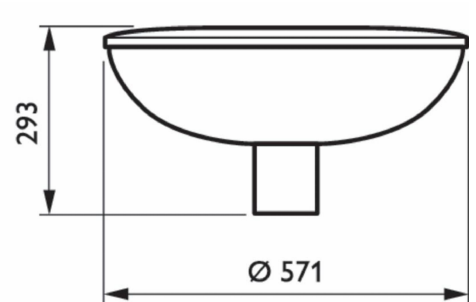
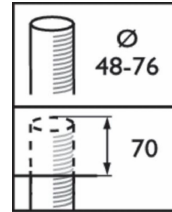


TownGuide

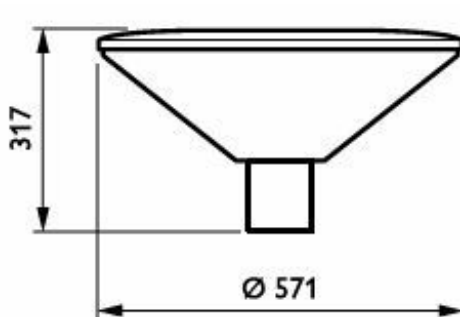
Dimensional drawing



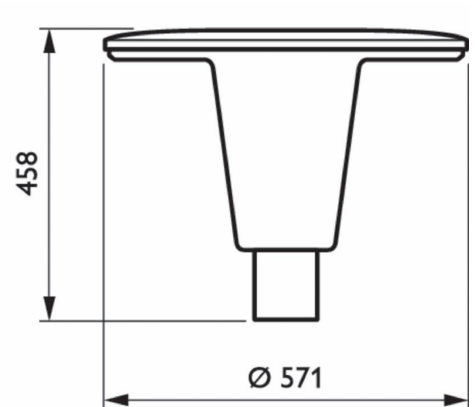
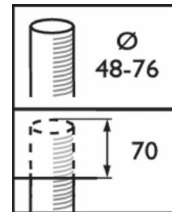
TOWNGUIDE PERF FLAT CONE - LED module 7000 lm - 830 warm white - Safety class II - Distribution wide - Polycarbonate bowl/cover clear - Gray - Post-top for diameter 62 mm



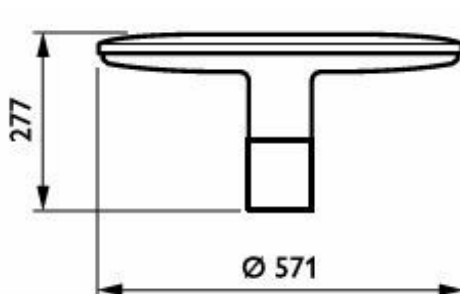
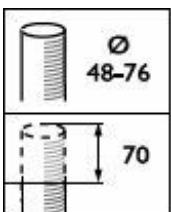
TOWNGUIDE PERF BOWL - LED module 6000 lm - Distribution medium - Polycarbonate bowl/cover clear



TOWNGUIDE PERF CLASSIC CONE - LED module 4000 lm - Distribution symmetrical - Polycarbonate bowl/cover clear - LumiStep dimming 6 hours - Post-top for diameter 62 mm



TOWNGUIDE PERF CLASSIC T - LED module 5000 lm - Distribution wide - Polycarbonate bowl/cover frosted - Constant light output - Post-top for diameter 62 mm



TOWNGUIDE PERF T - LED module 3000 lm - Distribution medium - Polycarbonate bowl/cover clear

Product details



OPDP_BDP100i_0011-
Detail photo



OPDP_BDP100i_0001-
Detail photo



OPDP_BDP100i_0003-
Detail photo



OPDP_BDP100i_0007-
Detail photo



OPDP_BDP100i_0009-
Detail photo



TownGuide_Performer-
BDP100_105-DPP.TIF

General Information

Light source replaceable	Yes
Number of gear units	1 unit
Driver included	Yes
Service tag	Yes

Mechanical and Housing

Ingress protection code	IP66 [Dust penetration-protected, jet-proof]
Mech. impact protection code	IK10 [20 J vandal-resistant]
Standard tilt angle posttop	0°
Standard tilt angle side entry	-

Approval and Application

Glow-wire test	Temperature 650 °C, duration 5 s
Flammability mark	-
CE mark	Yes

Over Time Performance (IEC Compliant)

Driver failure rate at 5000 h	0.5 %
-------------------------------	-------

General Information

Order Code	Full Product Name	Lamp family code
34534100	BDP101 LED40/740 II DS PCC GR MSP 62P	LED40
91086200	BDP104 LED50/830 DW PCF SI CLO 62P	LED50
34713300	BDP104 LED70/740 DRW PCC GR D9 62P	LED70
91077000	BDP103 LED35/830 DW PCF SI CLO 62P	LED35
91081700	BDP103 LED120/830 DW PCF SI CLO 62P	LED120
90609400	BDP100 LED40/830 II DM PCC SI CLO-LS-6 6	LED40
91004600	BDP100 LED60/740 II DS PCC SI LS-6 62P	LED60
91051000	BDP100 LED20/830 DW PCF SI CLO 62P	LED20
90614800	BDP101 LED60/830 II DS PCF SI CLO-DDF2 6	LED60
90613100	BDP101 LED60/830 II DM PCC SI CLO-DDF2 6	LED60
90620900	BDP102 LED40/830 II DW PCC SI CLO-DDF1 6	LED40
91022000	BDP102 LED60/740 II DW PCC SI LS-6 62P	LED60
91043500	BDP102 LED60/830 II DS PCF SI LS-6 62P	LED60
91075600	BDP103 LED20/830 DW PCF SI CLO 62P	LED20
91078700	BDP103 LED50/830 DW PCF SI CLO 62P	LED50
90623000	BDP104 LED30/740 II DM PCC SI CLO-LS-8 6	LED30
90608700	BDP100 LED30/740 DN PCC SI CLO-LS-6 76P	LED30
91007700	BDP100 LED60/740 II DS PCF SI LS-6 62P	LED60
91054100	BDP100 LED50/830 DW PCF SI CLO 62P	LED50
91056500	BDP100 LED100/830 DW PCF SI CLO 62P	LED100
37308800	BDP100 LED40/740 DS PCC GR DDF27 62P	LED40
90973600	BDP100 LED50/740 II DW PCC GR 62P	LED50
90974300	BDP100 LED70/740 II DW PCC GR 62P	LED70
90986600	BDP100 LED70/830 II DW PCC GR 62P	LED70
90991000	BDP100 LED50/830 II DS PCC GR 62P	LED50
90995800	BDP100 LED70/830 II DS PCF GR 62P	LED70
90622300	BDP102 LED50/830 II DS PCF SI CLO-DDF1 6	LED50

Order Code	Full Product Name	Lamp family code
91028200	BDP102 LED60/740 II DS PCC SI LS-6 62P	LED60
91031200	BDP102 LED60/740 II DS PCF SI LS-6 62P	LED60
91032900	BDP102 LED40/830 II DW PCC SI LS-6 62P	LED40
91038100	BDP102 LED40/830 II DS PCC SI LS-6 62P	LED40
91040400	BDP102 LED60/830 II DS PCC SI LS-6 62P	LED60
91067100	BDP102 LED20/830 DW PCF SI CLO 62P	LED20
91068800	BDP102 LED30/830 DW PCF SI CLO 62P	LED30
91069500	BDP102 LED35/830 DW PCF SI CLO 62P	LED35
91070100	BDP102 LED50/830 DW PCF SI CLO 62P	LED50
91071800	BDP102 LED70/830 DW PCF SI CLO 62P	LED70

Light Technical

Order Code	Full Product Name	Upward light output ratio	Luminous Flux	Correlated Color Temperature (Nom)	Color rendering index (CRI)	Number of light sources	Light source color	Luminaire light beam spread	Optic type outdoor
34534100	BDP101 LED40/740 II DS PCC GR MSP 62P	3	3,320 lm	4000 K	70	-	740 neutral white	75°	Distribution symmetrical
91086200	BDP104 LED50/830 DW PCF SI CLO 62P	3	2,208 lm	3000 K	80	6	830 warm white	50° x 70°	Distribution wide
34713300	BDP104 LED70/740 DRW PCC GR D9 62P	3	4,620 lm	4000 K	70	8	740 neutral white	39° x 96°	Distribution residential wide
91077000	BDP103 LED35/830 DW PCF SI CLO 62P	4	1,716 lm	3000 K	80	4	830 warm white	50° x 70°	Distribution wide
91081700	BDP103 LED120/830 DW PCF SI CLO 62P	4	4,800 lm	3000 K	80	8	830 warm white	50° x 70°	Distribution wide
90609400	BDP100 LED40/830 II DM PCC SI CLO-LS-6 6	3	2,888 lm	3000 K	80	4	830 warm white	53° x 71°	Distribution medium
91004600	BDP100 LED60/740 II DS PCC SI LS-6 62P	3	4,500 lm	4000 K	70	4	740 neutral white	75°	Distribution symmetrical
91051000	BDP100 LED20/830 DW PCF SI CLO 62P	3	1,160 lm	3000 K	80	4	830 warm white	50° x 70°	Distribution wide
90614800	BDP101 LED60/830 II DS PCF SI CLO-DDF2 6	15	2,300 lm	3000 K	80	8	830 warm white	75°	Distribution symmetrical
90613100	BDP101 LED60/830 II DM PCC SI CLO-DDF2 6	3	4,424 lm	3000 K	80	8	830 warm white	53° x 71°	Distribution medium
90620900	BDP102 LED40/830 II DW PCC SI CLO-DDF1 6	3	3,116 lm	3000 K	80	4	830 warm white	50° x 70°	Distribution wide
91022000	BDP102 LED60/740 II DW PCC SI LS-6 62P	3	4,680 lm	4000 K	70	4	740 neutral white	50° x 70°	Distribution wide
91043500	BDP102 LED60/830 II DS PCF SI LS-6 62P	10	3,360 lm	3000 K	80	4	830 warm white	75°	Distribution symmetrical

Order Code	Full Product Name	Upward light output ratio	Luminous Flux	Correlated Color Temperature (Nom)	Color rendering index (CRI)	Number of light sources	Light source color	Luminaire light beam spread	Optic type outdoor
91075600	BDP103 LED20/830 DW PCF SI CLO 62P	4	1,060 lm	3000 K	80	4	830 warm white	50° x 70°	Distribution wide
91078700	BDP103 LED50/830 DW PCF SI CLO 62P	4	2,346 lm	3000 K	80	6	830 warm white	50° x 70°	Distribution wide
90623000	BDP104 LED30/740 II DM PCC SI CLO-LS-8 6	3	2,204 lm	4000 K	70	4	740 neutral white	53° x 71°	Distribution medium
90608700	BDP100 LED30/740 DN PCC SI CLO-LS-6 76P	3	2,291 lm	4000 K	70	4	740 neutral white	32° x 29°	Distribution narrow
91007700	BDP100 LED60/740 II DS PCF SI LS-6 62P	3	3,240 lm	4000 K	70	4	840 neutral white	75°	Distribution symmetrical
91054100	BDP100 LED50/830 DW PCF SI CLO 62P	3	2,576 lm	3000 K	80	6	830 warm white	50° x 70°	Distribution wide
91056500	BDP100 LED100/830 DW PCF SI CLO 62P	3	4,240 lm	3000 K	80	6	830 warm white	50° x 70°	Distribution wide
37308800	BDP100 LED40/740 DS PCC GR DDF27 62P	3	3,080 lm	4000 K	70	-	740 neutral white	75°	Distribution symmetrical
90973600	BDP100 LED50/740 II DW PCC GR 62P	3	3,750 lm	4000 K	70	-	740 neutral white	50° x 70°	Distribution wide
90974300	BDP100 LED70/740 II DW PCC GR 62P	3	5,250 lm	4000 K	70	-	740 neutral white	50° x 70°	Distribution wide
90986600	BDP100 LED70/830 II DW PCC GR 62P	3	5,250 lm	3000 K	80	-	830 warm white	50° x 70°	Distribution wide
90991000	BDP100 LED50/830 II DS PCC GR 62P	3	3,800 lm	3000 K	80	-	830 warm white	75°	Distribution symmetrical
90995800	BDP100 LED70/830 II DS PCF GR 62P	3	3,780 lm	3000 K	80	-	830 warm white	75°	Distribution symmetrical
90622300	BDP102 LED50/830 II DS PCF SI CLO-DDF1 6	10	1,900 lm	3000 K	80	4	830 warm white	75°	Distribution symmetrical
91028200	BDP102 LED60/740 II DS PCC SI LS-6 62P	3	4,740 lm	4000 K	70	4	740 neutral white	75°	Distribution symmetrical
91031200	BDP102 LED60/740 II DS PCF SI LS-6 62P	10	3,360 lm	4000 K	70	4	740 neutral white	75°	Distribution symmetrical
91032900	BDP102 LED40/830 II DW PCC SI LS-6 62P	3	3,160 lm	3000 K	80	3	830 warm white	50° x 70°	Distribution wide
91038100	BDP102 LED40/830 II DS PCC SI LS-6 62P	3	3,280 lm	3000 K	80	3	830 warm white	75°	Distribution symmetrical
91040400	BDP102 LED60/830 II DS PCC SI LS-6 62P	3	4,740 lm	3000 K	80	4	830 warm white	75°	Distribution symmetrical
91067100	BDP102 LED20/830 DW PCF SI CLO 62P	10	1,200 lm	3000 K	80	4	830 warm white	50° x 70°	Distribution wide
91068800	BDP102 LED30/830 DW PCF SI CLO 62P	10	1,740 lm	3000 K	80	4	830 warm white	50° x 70°	Distribution wide
91069500	BDP102 LED35/830 DW PCF SI CLO 62P	10	1,947 lm	3000 K	80	4	830 warm white	50° x 70°	Distribution wide

Order Code	Full Product Name	Upward light output ratio	Luminous Flux	Correlated Color Temperature (Nom)	Color rendering index (CRI)	Number of light sources	Light source color	Luminaire light beam spread	Optic type outdoor
91070100	BDP102 LED50/830 DW PCF SI CLO 62P	10	2,714 lm	3000 K	80	6	830 warm white	50° x 70°	Distribution wide
91071800	BDP102 LED70/830 DW PCF SI CLO 62P	10	3,584 lm	3000 K	80	8	830 warm white	50° x 70°	Distribution wide

Operating and Electrical

Order Code	Full Product Name	Power Consumption	Surge Protection (Common/Differential)
34534100	BDP101 LED40/740 II DS PCC GR MSP 62P	27.5 W	Surge protection level until 6 kV differential mode and 6 kV common mode
91086200	BDP104 LED50/830 DW PCF SI CLO 62P	40 W	Surge protection level until 6 kV differential mode and 6 kV common mode
34713300	BDP104 LED70/740 DRW PCC GR D9 62P	45.5 W	Surge protection level until 6 kV differential mode and 6 kV common mode
91077000	BDP103 LED35/830 DW PCF SI CLO 62P	27 W	Surge protection level until 6 kV differential mode and 6 kV common mode
91081700	BDP103 LED120/830 DW PCF SI CLO 62P	92 W	Surge protection level until 6 kV differential mode and 6 kV common mode
90609400	BDP100 LED40/830 II DM PCC SI CLO-LS-6 6	32.5 W	Surge protection level until 6 kV differential mode and 6 kV common mode
91004600	BDP100 LED60/740 II DS PCC SI LS-6 62P	39 W	Surge protection level until 6 kV differential mode and 6 kV common mode
91051000	BDP100 LED20/830 DW PCF SI CLO 62P	15.8 W	Surge protection level until 4 kV differential mode and 4 kV common mode
90614800	BDP101 LED60/830 II DS PCF SI CLO-DDF2 6	40 W	Surge protection level until 6 kV differential mode and 6 kV common mode
90613100	BDP101 LED60/830 II DM PCC SI CLO-DDF2 6	46.5 W	Surge protection level until 6 kV differential mode and 6 kV common mode
90620900	BDP102 LED40/830 II DW PCC SI CLO-DDF1 6	32.5 W	Surge protection level until 6 kV differential mode and 6 kV common mode
91022000	BDP102 LED60/740 II DW PCC SI LS-6 62P	39 W	Surge protection level until 6 kV differential mode and 6 kV common mode
91043500	BDP102 LED60/830 II DS PCF SI LS-6 62P	47 W	Surge protection level until 6 kV differential mode and 6 kV common mode
91075600	BDP103 LED20/830 DW PCF SI CLO 62P	15.8 W	Surge protection level until 6 kV differential mode and 6 kV common mode
91078700	BDP103 LED50/830 DW PCF SI CLO 62P	40 W	Surge protection level until 6 kV differential mode and 6 kV common mode
90623000	BDP104 LED30/740 II DM PCC SI CLO-LS-8 6	19.6 W	Surge protection level until 6 kV differential mode and 6 kV common mode
90608700	BDP100 LED30/740 DN PCC SI CLO-LS-6 76P	19.6 W	Surge protection level until 6 kV differential mode and 6 kV common mode

Order Code	Full Product Name	Power Consumption	Surge Protection (Common/Differential)
91007700	BDP100 LED60/740 II DS PCF SI LS-6 62P	39 W	Surge protection level until 6 kV differential mode and 6 kV common mode
91054100	BDP100 LED50/830 DW PCF SI CLO 62P	40 W	Surge protection level until 6 kV differential mode and 6 kV common mode
91056500	BDP100 LED100/830 DW PCF SI CLO 62P	74 W	Surge protection level until 6 kV differential mode and 6 kV common mode
37308800	BDP100 LED40/740 DS PCC GR DDF27 62P	27.5 W	Surge protection level until 6 kV differential mode and 6 kV common mode
90973600	BDP100 LED50/740 II DW PCC GR 62P	34 W	Surge protection level until 6 kV differential mode and 6 kV common mode
90974300	BDP100 LED70/740 II DW PCC GR 62P	45.5 W	Surge protection level until 6 kV differential mode and 6 kV common mode
90986600	BDP100 LED70/830 II DW PCC GR 62P	56 W	Surge protection level until 6 kV differential mode and 6 kV common mode
90991000	BDP100 LED50/830 II DS PCC GR 62P	41 W	Surge protection level until 6 kV differential mode and 6 kV common mode
90995800	BDP100 LED70/830 II DS PCF GR 62P	56 W	Surge protection level until 6 kV differential mode and 6 kV common mode
90622300	BDP102 LED50/830 II DS PCF SI CLO- DDF1 6	32.5 W	Surge protection level until 6 kV differential mode and 6 kV common mode
91028200	BDP102 LED60/740 II DS PCC SI LS-6 62P	39 W	Surge protection level until 6 kV differential mode and 6 kV common mode
91031200	BDP102 LED60/740 II DS PCF SI LS-6 62P	39 W	Surge protection level until 6 kV differential mode and 6 kV common mode
91032900	BDP102 LED40/830 II DW PCC SI LS-6 62P	32.5 W	Surge protection level until 6 kV differential mode and 6 kV common mode
91038100	BDP102 LED40/830 II DS PCC SI LS-6 62P	32.5 W	Surge protection level until 6 kV differential mode and 6 kV common mode
91040400	BDP102 LED60/830 II DS PCC SI LS-6 62P	47 W	Surge protection level until 6 kV differential mode and 6 kV common mode
91067100	BDP102 LED20/830 DW PCF SI CLO 62P	15.8 W	Surge protection level until 6 kV differential mode and 6 kV common mode
91068800	BDP102 LED30/830 DW PCF SI CLO 62P	23.5 W	Surge protection level until 6 kV differential mode and 6 kV common mode
91069500	BDP102 LED35/830 DW PCF SI CLO 62P	27 W	Surge protection level until 6 kV differential mode and 6 kV common mode
91070100	BDP102 LED50/830 DW PCF SI CLO 62P	40 W	Surge protection level until 6 kV differential mode and 6 kV common mode
91071800	BDP102 LED70/830 DW PCF SI CLO 62P	54 W	Surge protection level until 6 kV differential mode and 6 kV common mode

Controls and Dimming

Order Code	Full Product Name	Dimmable	Maximum dim level
34534100	BDP101 LED40/740 II DS PCC GR MSP 62P	No	Not applicable
91086200	BDP104 LED50/830 DW PCF SI CLO 62P	No	Not applicable
34713300	BDP104 LED70/740 DRW PCC GR D9 62P	Yes	0% (digital)

Order Code	Full Product Name	Dimmable	Maximum dim level
91077000	BDP103 LED35/830 DW PCF SI CLO 62P	No	Not applicable
91081700	BDP103 LED120/830 DW PCF SI CLO 62P	No	Not applicable
90609400	BDP100 LED40/830 II DM PCC SI CLO-LS-6 6	Yes	50%
91004600	BDP100 LED60/740 II DS PCC SI LS-6 62P	Yes	50%
91051000	BDP100 LED20/830 DW PCF SI CLO 62P	No	Not applicable
90614800	BDP101 LED60/830 II DS PCF SI CLO-DDF2 6	Yes	50%
90613100	BDP101 LED60/830 II DM PCC SI CLO-DDF2 6	Yes	50%
90620900	BDP102 LED40/830 II DW PCC SI CLO-DDF1 6	Yes	50%
91022000	BDP102 LED60/740 II DW PCC SI LS-6 62P	Yes	50%
91043500	BDP102 LED60/830 II DS PCF SI LS-6 62P	Yes	50%
91075600	BDP103 LED20/830 DW PCF SI CLO 62P	No	Not applicable
91078700	BDP103 LED50/830 DW PCF SI CLO 62P	No	Not applicable
90623000	BDP104 LED30/740 II DM PCC SI CLO-LS-8 6	Yes	50%
90608700	BDP100 LED30/740 DN PCC SI CLO-LS-6 76P	Yes	50%
91007700	BDP100 LED60/740 II DS PCF SI LS-6 62P	Yes	50%
91054100	BDP100 LED50/830 DW PCF SI CLO 62P	No	Not applicable
91056500	BDP100 LED100/830 DW PCF SI CLO 62P	No	Not applicable
37308800	BDP100 LED40/740 DS PCC GR DDF27 62P	Yes	50%
90973600	BDP100 LED50/740 II DW PCC GR 62P	No	Not applicable
90974300	BDP100 LED70/740 II DW PCC GR 62P	No	Not applicable
90986600	BDP100 LED70/830 II DW PCC GR 62P	No	Not applicable
90991000	BDP100 LED50/830 II DS PCC GR 62P	No	Not applicable
90995800	BDP100 LED70/830 II DS PCF GR 62P	No	Not applicable
90622300	BDP102 LED50/830 II DS PCF SI CLO-DDF1 6	Yes	50%
91028200	BDP102 LED60/740 II DS PCC SI LS-6 62P	Yes	50%
91031200	BDP102 LED60/740 II DS PCF SI LS-6 62P	Yes	50%
91032900	BDP102 LED40/830 II DW PCC SI LS-6 62P	Yes	50%
91038100	BDP102 LED40/830 II DS PCC SI LS-6 62P	Yes	50%
91040400	BDP102 LED60/830 II DS PCC SI LS-6 62P	Yes	50%
91067100	BDP102 LED20/830 DW PCF SI CLO 62P	No	Not applicable
91068800	BDP102 LED30/830 DW PCF SI CLO 62P	No	Not applicable
91069500	BDP102 LED35/830 DW PCF SI CLO 62P	No	Not applicable
91070100	BDP102 LED50/830 DW PCF SI CLO 62P	No	Not applicable
91071800	BDP102 LED70/830 DW PCF SI CLO 62P	No	Not applicable

Mechanical and Housing

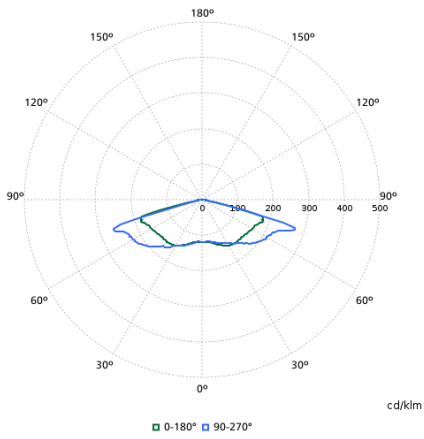
Order Code	Full Product Name	Housing Color	Optical cover type
34534100	BDP101 LED40/740 II DS PCC GR MSP 62P	Gray	Polycarbonate bowl/cover clear

Order Code	Full Product Name	Housing Color	Optical cover type
91086200	BDP104 LED50/830 DW PCF SI CLO 62P	Silver	Polycarbonate bowl/cover frosted
34713300	BDP104 LED70/740 DRW PCC GR D9 62P	Gray	Polycarbonate bowl/cover clear
91077000	BDP103 LED35/830 DW PCF SI CLO 62P	Silver	Polycarbonate bowl/cover frosted
91081700	BDP103 LED120/830 DW PCF SI CLO 62P	Silver	Polycarbonate bowl/cover frosted
90609400	BDP100 LED40/830 II DM PCC SI CLO-LS-6 6	Silver	Polycarbonate bowl/cover clear
91004600	BDP100 LED60/740 II DS PCC SI LS-6 62P	Silver	Polycarbonate bowl/cover clear
91051000	BDP100 LED20/830 DW PCF SI CLO 62P	Silver	Polycarbonate bowl/cover frosted
90614800	BDP101 LED60/830 II DS PCF SI CLO-DDF2 6	Silver	Polycarbonate bowl/cover frosted
90613100	BDP101 LED60/830 II DM PCC SI CLO-DDF2 6	Silver	Polycarbonate bowl/cover clear
90620900	BDP102 LED40/830 II DW PCC SI CLO-DDF1 6	Silver	Polycarbonate bowl/cover clear
91022000	BDP102 LED60/740 II DW PCC SI LS-6 62P	Silver	Polycarbonate bowl/cover clear
91043500	BDP102 LED60/830 II DS PCF SI LS-6 62P	Silver	Polycarbonate bowl/cover frosted
91075600	BDP103 LED20/830 DW PCF SI CLO 62P	Silver	Polycarbonate bowl/cover frosted
91078700	BDP103 LED50/830 DW PCF SI CLO 62P	Silver	Polycarbonate bowl/cover frosted
90623000	BDP104 LED30/740 II DM PCC SI CLO-LS-8 6	Silver	Polycarbonate bowl/cover clear
90608700	BDP100 LED30/740 DN PCC SI CLO-LS-6 76P	Silver	Polycarbonate bowl/cover clear
91007700	BDP100 LED60/740 II DS PCF SI LS-6 62P	Silver	Polycarbonate bowl/cover frosted
91054100	BDP100 LED50/830 DW PCF SI CLO 62P	Silver	Polycarbonate bowl/cover frosted
91056500	BDP100 LED100/830 DW PCF SI CLO 62P	Silver	Polycarbonate bowl/cover frosted
37308800	BDP100 LED40/740 DS PCC GR DDF27 62P	Gray	Polycarbonate bowl/cover clear
90973600	BDP100 LED50/740 II DW PCC GR 62P	Gray	Polycarbonate bowl/cover clear
90974300	BDP100 LED70/740 II DW PCC GR 62P	Gray	Polycarbonate bowl/cover clear
90986600	BDP100 LED70/830 II DW PCC GR 62P	Gray	Polycarbonate bowl/cover clear
90991000	BDP100 LED50/830 II DS PCC GR 62P	Gray	Polycarbonate bowl/cover clear
90995800	BDP100 LED70/830 II DS PCF GR 62P	Gray	Polycarbonate bowl/cover frosted
90622300	BDP102 LED50/830 II DS PCF SI CLO-DDF1 6	Silver	Polycarbonate bowl/cover frosted
91028200	BDP102 LED60/740 II DS PCC SI LS-6 62P	Silver	Polycarbonate bowl/cover clear
91031200	BDP102 LED60/740 II DS PCF SI LS-6 62P	Silver	Polycarbonate bowl/cover frosted
91032900	BDP102 LED40/830 II DW PCC SI LS-6 62P	Silver	Polycarbonate bowl/cover clear
91038100	BDP102 LED40/830 II DS PCC SI LS-6 62P	Silver	Polycarbonate bowl/cover clear
91040400	BDP102 LED60/830 II DS PCC SI LS-6 62P	Silver	Polycarbonate bowl/cover clear
91067100	BDP102 LED20/830 DW PCF SI CLO 62P	Silver	Polycarbonate bowl/cover frosted
91068800	BDP102 LED30/830 DW PCF SI CLO 62P	Silver	Polycarbonate bowl/cover frosted
91069500	BDP102 LED35/830 DW PCF SI CLO 62P	Silver	Polycarbonate bowl/cover frosted
91070100	BDP102 LED50/830 DW PCF SI CLO 62P	Silver	Polycarbonate bowl/cover frosted
91071800	BDP102 LED70/830 DW PCF SI CLO 62P	Silver	Polycarbonate bowl/cover frosted

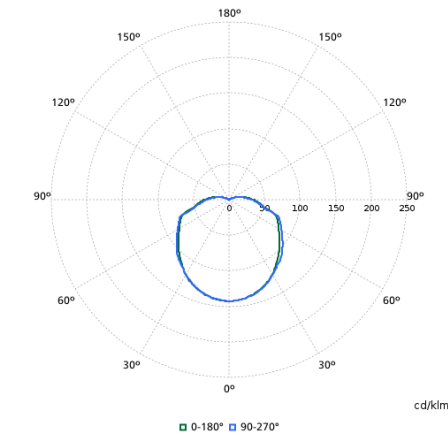
Product Data

Order Code	Full Product Name	Product family code
34534100	BDP101 LED40/740 II DS PCC GR MSP 62P	BDP101
91086200	BDP104 LED50/830 DW PCF SI CLO 62P	BDP104
34713300	BDP104 LED70/740 DRW PCC GR D9 62P	BDP104
91077000	BDP103 LED35/830 DW PCF SI CLO 62P	BDP103
91081700	BDP103 LED120/830 DW PCF SI CLO 62P	BDP103
90609400	BDP100 LED40/830 II DM PCC SI CLO-LS-6 6	BDP100
91004600	BDP100 LED60/740 II DS PCC SI LS-6 62P	BDP100
91051000	BDP100 LED20/830 DW PCF SI CLO 62P	BDP100
90614800	BDP101 LED60/830 II DS PCF SI CLO-DDF2 6	BDP101
90613100	BDP101 LED60/830 II DM PCC SI CLO-DDF2 6	BDP101
90620900	BDP102 LED40/830 II DW PCC SI CLO-DDF1 6	BDP102
91022000	BDP102 LED60/740 II DW PCC SI LS-6 62P	BDP102
91043500	BDP102 LED60/830 II DS PCF SI LS-6 62P	BDP102
91075600	BDP103 LED20/830 DW PCF SI CLO 62P	BDP103
91078700	BDP103 LED50/830 DW PCF SI CLO 62P	BDP103
90623000	BDP104 LED30/740 II DM PCC SI CLO-LS-8 6	BDP104
90608700	BDP100 LED30/740 DN PCC SI CLO-LS-6 76P	BDP100
91007700	BDP100 LED60/740 II DS PCF SI LS-6 62P	BDP100
91054100	BDP100 LED50/830 DW PCF SI CLO 62P	BDP100
91056500	BDP100 LED100/830 DW PCF SI CLO 62P	BDP100
37308800	BDP100 LED40/740 DS PCC GR DDF27 62P	BDP100
90973600	BDP100 LED50/740 II DW PCC GR 62P	BDP100
90974300	BDP100 LED70/740 II DW PCC GR 62P	BDP100
90986600	BDP100 LED70/830 II DW PCC GR 62P	BDP100
90991000	BDP100 LED50/830 II DS PCC GR 62P	BDP100
90995800	BDP100 LED70/830 II DS PCF GR 62P	BDP100
90622300	BDP102 LED50/830 II DS PCF SI CLO-DDF1 6	BDP102
91028200	BDP102 LED60/740 II DS PCC SI LS-6 62P	BDP102
91031200	BDP102 LED60/740 II DS PCF SI LS-6 62P	BDP102
91032900	BDP102 LED40/830 II DW PCC SI LS-6 62P	BDP102
91038100	BDP102 LED40/830 II DS PCC SI LS-6 62P	BDP102
91040400	BDP102 LED60/830 II DS PCC SI LS-6 62P	BDP102
91067100	BDP102 LED20/830 DW PCF SI CLO 62P	BDP102
91068800	BDP102 LED30/830 DW PCF SI CLO 62P	BDP102
91069500	BDP102 LED35/830 DW PCF SI CLO 62P	BDP102
91070100	BDP102 LED50/830 DW PCF SI CLO 62P	BDP102
91071800	BDP102 LED70/830 DW PCF SI CLO 62P	BDP102

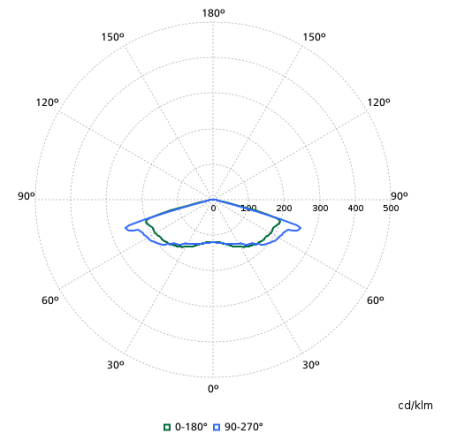
Polar normal diagrams



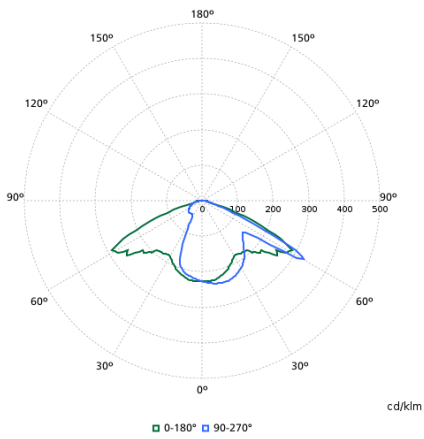
BDP100I - 910500991064



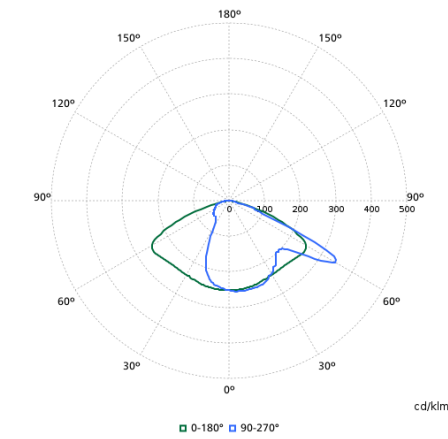
BDP100I - 910500991104



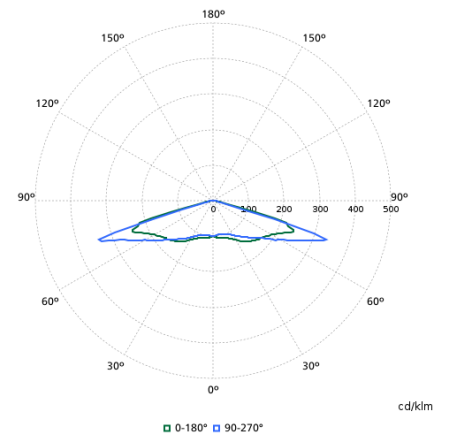
BDP100I - 910500991062



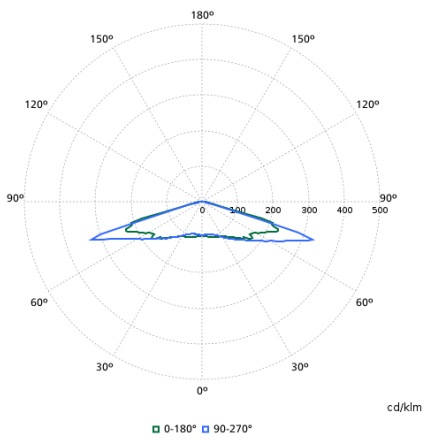
BDP100I - 910500991082



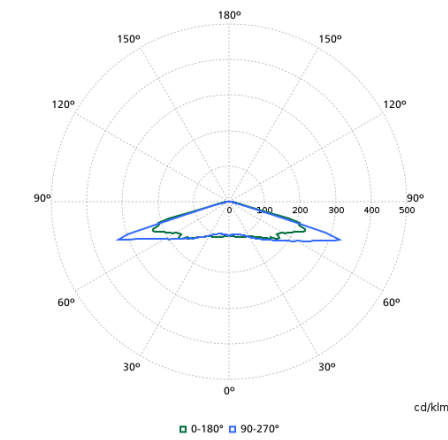
BDP100I - 910500991057



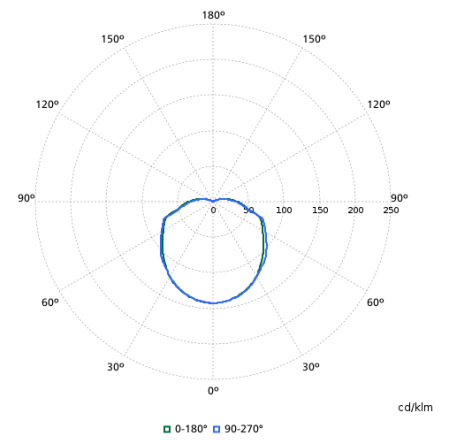
BDP100I - 910500991098



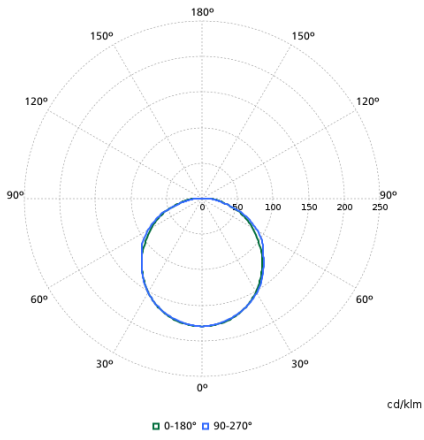
BDP100I - 910500991101



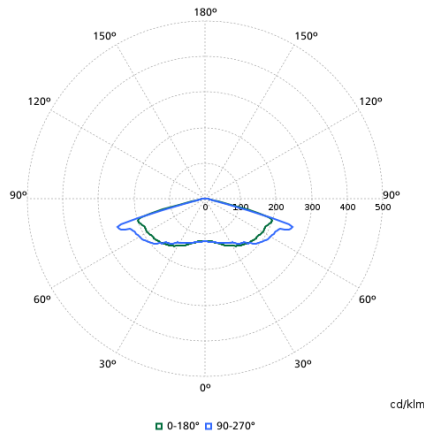
BDP100I - 910500991088



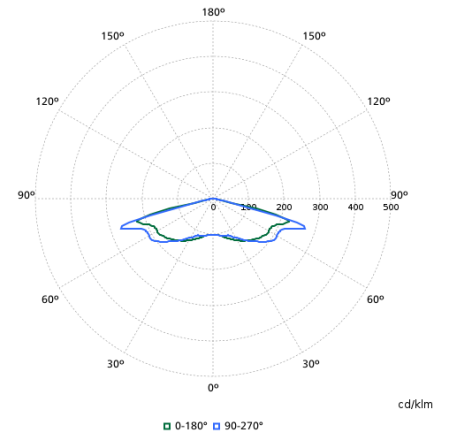
BDP100I - 910500991091



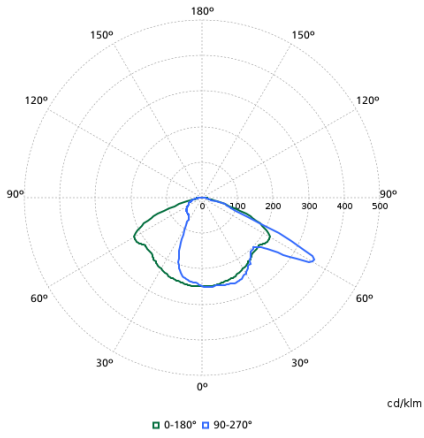
BDP100I - 910500991067



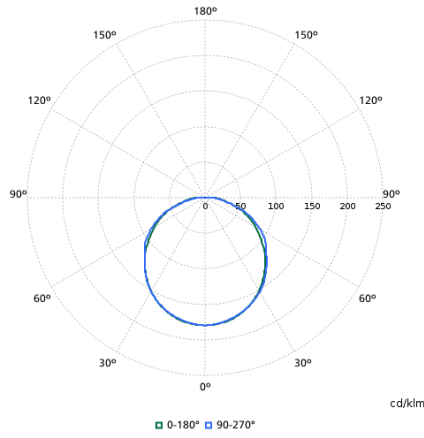
BDP100I - 910500991075



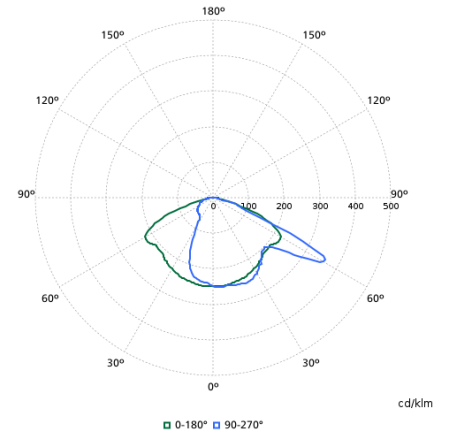
BDP100I - 910925866304



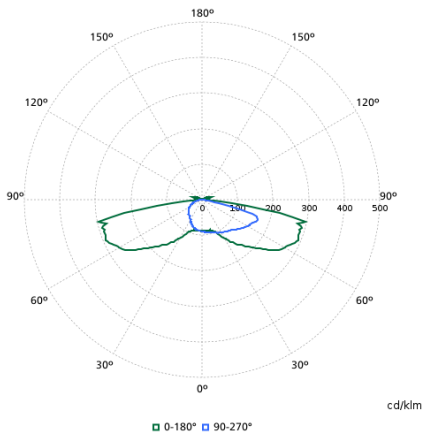
BDP100I - 910925866289



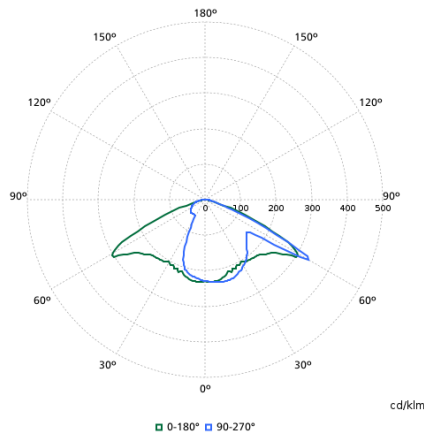
BDP100I - 910925866297



BDP100I - 910925866278



BDP100I - 910925863302



BDP100I - 910500991092