



Enhancing your petrol station with smart lighting

Mini 300 LED gen3

Mini 300 LED gen3 luminaires, perfect product design and latest LED technology combination for highly efficient light outputs can turn your petrol station into a branded landmark and help visitors to approach safely in visual comfort. Mini 300 LED gen3, the state-of-the-art LED luminaires with light on demand intelligent motion sensing control system takes energy saving to new levels with dimming, but at the same time, ensuring sufficient lighting for orientation and safety. The light scenarios can be tailored to your preference at the first installation or during the lifespan of the products. The optional Master-Slave combination with a built-in presence and light sensor there's no need for an external sensor and one Master Mini 300 LED gen3 can control up to 6 basic luminaires. Not only will this have a positive impact on your investment, it can also lead to additional energy saving. Mini 300 LED gen3 luminaire is so light that it can be installed effortlessly by one person. Luminaire settings can even be changed from ground level using a smart phone or tablet as a remote control, eliminating the need to work at height. With the free Mini 300 LED App, even the status of the luminaire can be read while standing on the floor. The Mini 300 LED gen3 luminaires in recessed mounted, surface mounted and floodlight versions, which are suitable for undercanopy lighting, is a breakthrough, retrofit solution reduces installation costs.

Benefits

- Perfect quality of lighting with choice of dedicated optical beams comply all demands of different petrol station configurations
- Minimized energy consumption with customizable built-in controls and scheduler
- Easy commissioning and wireless control set-up possibilities with smartphones and tablets
- Extremely simple and light weight for easy and rapid mounting, also fully retrofit into existing installations

Mini 300 LED gen3

Features

- Highly efficient long-life LED platform for maximum energy saving and reduced maintenance costs
- SMART control system with integral motion sensor module and scheduler for programmable auto dimming of light at different levels
- BASIC+ control system only with factory pre-set motion sensor for auto dimming of light at limited level
- Dedicated App with easy user interface for smartphones and tablets

Application

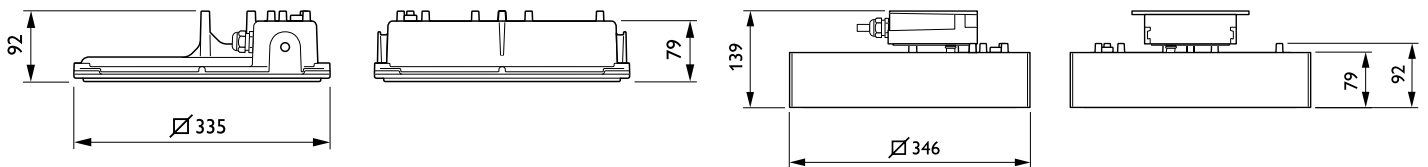
- Petrol stations

Versions



Mini 300 LED surface mounted

Dimensional drawing



Mini 300 LED gen3

Product details



Mini 300 LED surface mounted
rear view



Mini 300 LED with accessory kit -
front view



Mini 300 LED with accessory kit -
rear view




Mini 300 LED with 560x410 frame



Mini 300 LED with 470x470 frame



Mini 300 LED with 360x360 frame



Mini 300 LED recessed - rear view

Mini 300 LED gen3

General Information

Driver included	Yes
Light source replaceable	Yes
Number of gear units	1 unit
Service tag	Yes

Light Technical

Luminaire light beam spread	113°
Color rendering index (CRI)	70
Optic type outdoor	Petrol rotational symmetric medium
Upward light output ratio	0

Operating and Electrical

Surge Protection (Common/Differential)	Standard surge protection level
--	---------------------------------

Controls and Dimming

Dimmable	No
Maximum dim level	10%

Mechanical and Housing

Optical cover type	Polycarbonate bowl/cover flat
Housing Color	White
Mech. impact protection code	IK08
Ingress protection code	IP66
Standard tilt angle side entry	-
Standard tilt angle posttop	-

Approval and Application

CE mark	Yes
Flammability mark	For mounting on normally flammable surfaces

General Information

Order Code	Full Product Name	Lamp family code
910925865268	BBP333 LED159/757 I PRM	LED159
910925865274	BBP333 LED159/740 I PRM	LED159
910925865276	BBP333 LED81/740 I PRM	LED81
910925865280	BGP333 LED159/757 I PRM	LED159
910925865286	BGP333 LED159/740 I PRM	LED159
910925865288	BGP333 LED81/740 I PRM	LED81

Light Technical

Order Code	Full Product Name	Light source color	Correlated Color	
			Temperature (Nom)	Luminous Flux
910925865268	BBP333 LED159/757 I PRM	757 cool white	5700 K	14,240 lm
910925865274	BBP333 LED159/740 I PRM	740 neutral white	4000 K	14,240 lm
910925865276	BBP333 LED81/740 I PRM	740 neutral white	4000 K	7,380 lm

Order Code	Full Product Name	Light source color	Correlated Color	
			Temperature (Nom)	Luminous Flux
910925865280	BGP333 LED159/757 I PRM	757 cool white	5700 K	14,400 lm
910925865286	BGP333 LED159/740 I PRM	740 neutral white	4000 K	14,400 lm
910925865288	BGP333 LED81/740 I PRM	740 neutral white	4000 K	7,462 lm

Operating and Electrical

Mini 300 LED gen3

Order Code	Full Product Name	Power Consumption
910925865268	BBP333 LED159/757 PRM	90 W
910925865274	BBP333 LED159/740 PRM	90 W
910925865276	BBP333 LED81/740 PRM	48 W

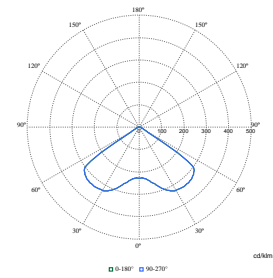
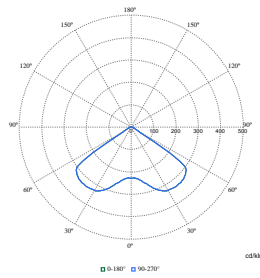
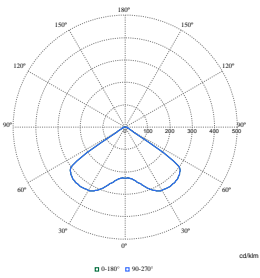
Order Code	Full Product Name	Power Consumption
910925865280	BCP333 LED159/757 PRM	91 W
910925865286	BCP333 LED159/740 PRM	91 W
910925865288	BCP333 LED81/740 PRM	48 W

Product Data

Order Code	Full Product Name	Product family code
910925865268	BBP333 LED159/757 PRM	BBP333
910925865274	BBP333 LED159/740 PRM	BBP333
910925865276	BBP333 LED81/740 PRM	BBP333

Order Code	Full Product Name	Product family code
910925865280	BCP333 LED159/757 PRM	BCP333
910925865286	BCP333 LED159/740 PRM	BCP333
910925865288	BCP333 LED81/740 PRM	BCP333

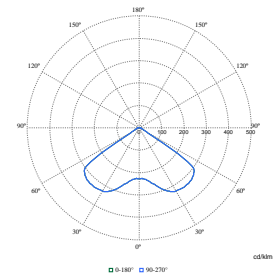
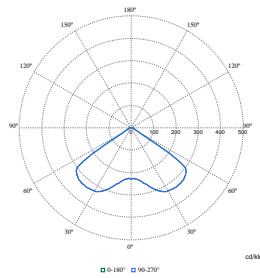
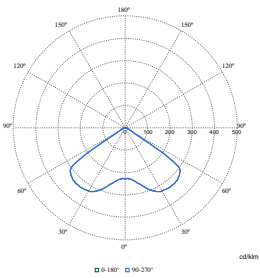
Polar Wide Diagrams



Polar Normal (separate) - BBP333I - 910925865274

Polar Normal (separate) - BBP333I - 910925865286

Polar Normal (separate) - BBP333I - 910925865268



Polar Normal (separate) - BBP333I - 910925865276

Polar Normal (separate) - BBP333I - 910925865280

Polar Normal (separate) - BBP333I - 910925865288

Mini 300 LED gen3

