



CoreLine highbay gen5: Easy installation. Excellent illumination.

CoreLine Highbay Gen5

CoreLine Highbay Gen5 delivers on the CoreLine promise of innovative, easy-to-use and high-quality luminaires. A reliable, highly efficient luminaire with a very long-lifetime, it delivers great savings on energy and requires less maintenance. At the same time, CoreLine Highbay is very easy to handle. The luminaire can be installed on your existing grid and the electrical connection is a straightforward task, with no need to open the luminaire and an external IP65 connector. With a choice of two beam angles: narrow and wide beam, you can adjust your lighting plan to suit your exact needs. This range also includes Interact Ready luminaires with integrated wireless communications and integrated movement and daylight sensors. So CoreLine Highbay Gen5 is ready to be used with any Interact connected lighting system.

Benefits

- Saves on energy and maintenance costs
- Easy installation - single suspension hook and external connector, additional mounting bracket for more flexibility
- Ideal for general application projects, with a robust design and a high water and dust-proof rating (IP65)
- Choice of four product types: BY121P, BY122P, BY120P and BY122X

CoreLine Highbay Gen5

Features

- Long lifetime and high efficiency: 50,000 hours with flux at 85% min. compared to initial levels; up to 160lm/W
- Choice of beam options: narrow and wide beam, for low glare without additional accessories
- Modern, high-quality die-cast aluminium housing
- Single point mounting and IP65 external, pre-mounted electrical connector
- Optional versions: DALI dimming, integrated wireless connectivity (Interact Ready)

Application

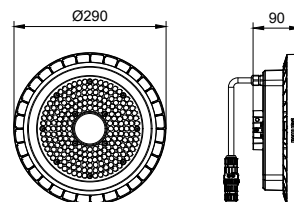
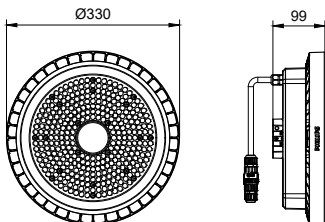
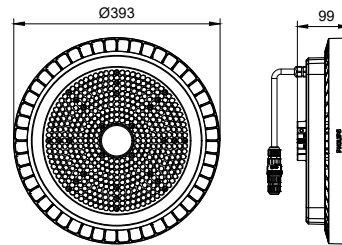
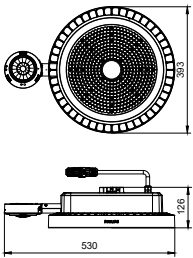
- General manufacturing
- Exhibition halls
- Warehouses and logistics centres
- High-ceilinged lounges

Versions



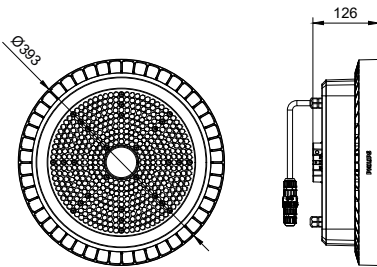
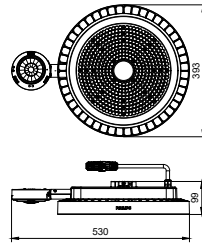
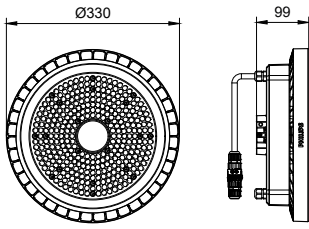
Standard product photo, CoreLine highbay gen5, BY122P

Dimensional drawing




CoreLine Highbay Gen5


Dimensional drawing




Product details



CoreLine highbay gen5, IP65 connector (PSD)




CoreLine highbay gen5, with sensor, front view



CoreLine highbay gen5, BY120P, front view



CoreLine highbay gen5, with sensor, side view



CoreLine highbay gen5, BY121P, front view

CoreLine Highbay Gen5

Product details

CoreLine highbay gen5, IP65 connector



CoreLine highbay gen5, with sensor, back view



CoreLine highbay gen5, bracket mounting



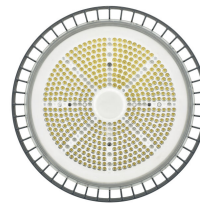
CoreLine highbay gen5, bracket mounting



CoreLine highbay gen5, hook mounting



CoreLine highbay gen5, BY121P, front view



CoreLine Highbay Gen5

General Information

Driver included	Yes
Light source replaceable	No
Service Tag	Yes

Light Technical

Correlated Colour Temperature (Nom)	4000 K
Colour rendering index (CRI)	>80

Operating and Electrical

Protection class IEC	Safety class I
Input Voltage	220 to 240 V
Line Frequency	50 or 60 Hz
Suitable for random switching	Yes

Mechanical and Housing

Housing Colour	Grey
Ingress protection code	IP65

Approval and Application

Ambient temperature range	-30 to +50 °C
CE mark	Yes
ENEC mark	ENEC mark
Flammability mark	For mounting on normally flammable surfaces
Glow-wire test	Temperature 650 °C, duration 30 s
Flickering value (PstLM)	0.5
Stroboscopic effect	1

Initial Performance (IEC Compliant)

Initial chromaticity	(0.385, 0.380) SDCM<5
Luminous flux tolerance	+/-10%

General Information

Order Code	Full Product Name	Number of gear units
911401630808	BY122P G5 LED250S/840 PSU NB	Unit
911401630908	BY122P G5 LED250S/840 PSU WB	Unit
911401631208	BY122P G5 LED250S/840 PSD NB	2 units
911401631308	BY122P G5 LED250S/840 PSD WB	2 units
911401632608	BY122P G5 LED300S/840 PSU NB	Unit
911401632708	BY122P G5 LED300S/840 PSU WB	Unit
911401632808	BY122P G5 LED300S/840 PSD NB	2 units
911401632908	BY122P G5 LED300S/840 PSD WB	2 units
911401629408	BY121P G5 LED200S/840 PSU NB	Unit
911401629508	BY121P G5 LED200S/840 PSU WB	Unit
911401629608	BY121P G5 LED105S/840 PSD NB	Unit
911401629708	BY121P G5 LED105S/840 PSD WB	Unit
911401629808	BY121P G5 LED200S/840 PSD NB	Unit
911401629908	BY121P G5 LED200S/840 PSD WB	Unit
911401632408	BY121P G5 LED150S/840 PSD NB	Unit
911401632508	BY121P G5 LED150S/840 PSD WB	Unit
911401629208	BY120P G5 LED105S/840 PSU NB	Unit
911401629308	BY120P G5 LED105S/840 PSU WB	Unit
911401632208	BY120P G5 LED150S/840 PSU NB	Unit
911401632308	BY120P G5 LED150S/840 PSU WB	Unit
911401631608	BY122X G5 LED105S/840 SIA NB H4	Unit
911401631708	BY122X G5 LED105S/840 SIA WB H4	Unit
911401631808	BY122X G5 LED200S/840 SIA NB H4	Unit
911401631908	BY122X G5 LED200S/840 SIA WB H4	Unit
911401632008	BY122X G5 LED250S/840 SIA NB H4	Unit
911401632108	BY122X G5 LED250S/840 SIA WB H4	Unit
911401633008	BY122X G5 LED300S/840 SIA NB H4	Unit
911401633108	BY122X G5 LED300S/840 SIA WB H4	Unit

Light Technical

Order Code	Full Product Name	Luminous efficacy (rated) (nom.)	Luminous Flux	Optic type
911401630808	BY122P G5 LED250S/840 PSU NB	174 lm/W	25,000 lm	Narrow beam
911401630908	BY122P G5 LED250S/840 PSU WB	174 lm/W	25,000 lm	Wide beam
911401631208	BY122P G5 LED250S/840 PSD NB	162 lm/W	25,000 lm	Narrow beam
911401631308	BY122P G5 LED250S/840 PSD WB	162 lm/W	25,000 lm	Wide beam
911401632608	BY122P G5 LED300S/840 PSU NB	171 lm/W	31,000 lm	Narrow beam

Order Code	Full Product Name	Luminous efficacy (rated) (nom.)	Luminous Flux	Optic type
911401632708	BY122P G5 LED300S/840 PSU WB	171 lm/W	31,000 lm	Wide beam
911401632808	BY122P G5 LED300S/840 PSD NB	163 lm/W	31,000 lm	Narrow beam
911401632908	BY122P G5 LED300S/840 PSD WB	163 lm/W	31,000 lm	Wide beam
911401629408	BY121P G5 LED200S/840 PSU NB	169 lm/W	20,500 lm	Narrow beam
911401629508	BY121P G5 LED200S/840 PSU WB	169 lm/W	20,500 lm	Wide beam

CoreLine Highbay Gen5

Order Code	Full Product Name	Luminous	Luminous	Optic type
		efficacy (rated) (nom.)		
911401629608	BY121P G5 LED105S/840 PSD NB	152 lm/W	10,500 lm	Narrow beam
911401629708	BY121P G5 LED105S/840 PSD WB	152 lm/W	10,500 lm	Wide beam
911401629808	BY121P G5 LED200S/840 PSD NB	163 lm/W	20,500 lm	Narrow beam
911401629908	BY121P G5 LED200S/840 PSD WB	163 lm/W	20,500 lm	Wide beam
911401632408	BY121P G5 LED150S/840 PSD NB	161 lm/W	15,000 lm	Narrow beam
911401632508	BY121P G5 LED150S/840 PSD WB	161 lm/W	15,000 lm	Wide beam
911401629208	BY120P G5 LED105S/840 PSU NB	167 lm/W	10,500 lm	Narrow beam
911401629308	BY120P G5 LED105S/840 PSU WB	167 lm/W	10,500 lm	Wide beam
911401632208	BY120P G5 LED150S/840 PSU NB	170 lm/W	15,000 lm	Narrow beam
911401632308	BY120P G5 LED150S/840 PSU WB	170 lm/W	15,000 lm	Wide beam
911401631608	BY122X G5 LED105S/840 SIA NB H4	152 lm/W	10,500 lm	Narrow beam

Order Code	Full Product Name	Luminous	Luminous	Optic type
		efficacy (rated) (nom.)		
911401631708	BY122X G5 LED105S/840 SIA WB H4	152 lm/W	10,500 lm	Wide beam
911401631808	BY122X G5 LED200S/840 SIA NB H4	168 lm/W	20,500 lm	Narrow beam
911401631908	BY122X G5 LED200S/840 SIA WB H4	168 lm/W	20,500 lm	Wide beam
911401632008	BY122X G5 LED250S/840 SIA NB H4	170 lm/W	25,000 lm	Narrow beam
911401632108	BY122X G5 LED250S/840 SIA WB H4	170 lm/W	25,000 lm	Wide beam
911401633008	BY122X G5 LED300S/840 SIA NB H4	170 lm/W	31,000 lm	Narrow beam
911401633108	BY122X G5 LED300S/840 SIA WB H4	170 lm/W	31,000 lm	Wide beam

Operating and Electrical

Order Code	Full Product Name	Power Consumption
911401630808	BY122P G5 LED250S/840 PSU NB	144 W
911401630908	BY122P G5 LED250S/840 PSU WB	144 W
911401631208	BY122P G5 LED250S/840 PSD NB	154 W
911401631308	BY122P G5 LED250S/840 PSD WB	154 W
911401632608	BY122P G5 LED300S/840 PSU NB	181 W
911401632708	BY122P G5 LED300S/840 PSU WB	181 W
911401632808	BY122P G5 LED300S/840 PSD NB	190 W
911401632908	BY122P G5 LED300S/840 PSD WB	190 W
911401629408	BY121P G5 LED200S/840 PSU NB	121 W
911401629508	BY121P G5 LED200S/840 PSU WB	121 W
911401629608	BY121P G5 LED105S/840 PSD NB	69 W
911401629708	BY121P G5 LED105S/840 PSD WB	69 W
911401629808	BY121P G5 LED200S/840 PSD NB	126 W
911401629908	BY121P G5 LED200S/840 PSD WB	126 W

Order Code	Full Product Name	Power Consumption
911401632408	BY121P G5 LED150S/840 PSD NB	93 W
911401632508	BY121P G5 LED150S/840 PSD WB	93 W
911401629208	BY120P G5 LED105S/840 PSU NB	63 W
911401629308	BY120P G5 LED105S/840 PSU WB	63 W
911401632208	BY120P G5 LED150S/840 PSU NB	88 W
911401632308	BY120P G5 LED150S/840 PSU WB	88 W
911401631608	BY122X G5 LED105S/840 SIA NB H4	69 W
911401631708	BY122X G5 LED105S/840 SIA WB H4	69 W
911401631808	BY122X G5 LED200S/840 SIA NB H4	122 W
911401631908	BY122X G5 LED200S/840 SIA WB H4	122 W
911401632008	BY122X G5 LED250S/840 SIA NB H4	147 W
911401632108	BY122X G5 LED250S/840 SIA WB H4	147 W
911401633008	BY122X G5 LED300S/840 SIA NB H4	182 W
911401633108	BY122X G5 LED300S/840 SIA WB H4	182 W

Controls and Dimming

Order Code	Full Product Name	Dimmable	Embedded	Maximum
			control	dim level
911401630808	BY122P G5 LED250S/840 PSU NB	No	-	Not applicable
911401630908	BY122P G5 LED250S/840 PSU WB	No	-	Not applicable

Order Code	Full Product Name	Dimmable	Embedded	Maximum
			control	dim level
911401631208	BY122P G5 LED250S/840 PSD NB	Yes	-	20%
911401631308	BY122P G5 LED250S/840 PSD WB	Yes	-	20%

CoreLine Highbay Gen5

Order Code	Full Product Name	Dimmable	Embedded control	Maximum dim level
911401632608	BY122P G5 LED300S/840 PSU NB	No	-	Not applicable
911401632708	BY122P G5 LED300S/840 PSU WB	No	-	Not applicable
911401632808	BY122P G5 LED300S/840 PSD NB	Yes	-	13%
911401632908	BY122P G5 LED300S/840 PSD WB	Yes	-	13%
911401629408	BY121P G5 LED200S/840 PSU NB	No	-	Not applicable
911401629508	BY121P G5 LED200S/840 PSU WB	No	-	Not applicable
911401629608	BY121P G5 LED105S/840 PSD NB	Yes	-	20%
911401629708	BY121P G5 LED105S/840 PSD WB	Yes	-	20%
911401629808	BY121P G5 LED200S/840 PSD NB	Yes	-	10%
911401629908	BY121P G5 LED200S/840 PSD WB	Yes	-	10%
911401632408	BY121P G5 LED150S/840 PSD NB	Yes	-	13%
911401632508	BY121P G5 LED150S/840 PSD WB	Yes	-	13%

Order Code	Full Product Name	Dimmable	Embedded control	Maximum dim level
911401629208	BY120P G5 LED105S/840 PSU NB	No	-	Not applicable
911401629308	BY120P G5 LED105S/840 PSU WB	No	-	Not applicable
911401632208	BY120P G5 LED150S/840 PSU NB	No	-	Not applicable
911401632308	BY120P G5 LED150S/840 PSU WB	No	-	Not applicable
911401631608	BY122X G5 LED105S/840 SIA NB H4	Yes	Sensor SNH (R) 210	1%
911401631708	BY122X G5 LED105S/840 SIA WB H4	Yes	Sensor SNH (R) 210	1%
911401631808	BY122X G5 LED200S/840 SIA NB H4	Yes	Sensor SNH (R) 210	1%
911401631908	BY122X G5 LED200S/840 SIA WB H4	Yes	Sensor SNH (R) 210	1%
911401632008	BY122X G5 LED250S/840 SIA NB H4	Yes	Sensor SNH (R) 210	1%
911401632108	BY122X G5 LED250S/840 SIA WB H4	Yes	Sensor SNH (R) 210	1%
911401633008	BY122X G5 LED300S/840 SIA NB H4	Yes	Sensor SNH (R) 210	1%
911401633108	BY122X G5 LED300S/840 SIA WB H4	Yes	Sensor SNH (R) 210	1%

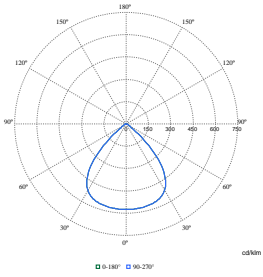
Mechanical and Housing

Order Code	Full Product Name	Mech. impact protection code
911401630808	BY122P G5 LED250S/840 PSU NB	IK08
911401630908	BY122P G5 LED250S/840 PSU WB	IK08
911401631208	BY122P G5 LED250S/840 PSD NB	IK08
911401631308	BY122P G5 LED250S/840 PSD WB	IK08
911401632608	BY122P G5 LED300S/840 PSU NB	IK08
911401632708	BY122P G5 LED300S/840 PSU WB	IK08
911401632808	BY122P G5 LED300S/840 PSD NB	IK08
911401632908	BY122P G5 LED300S/840 PSD WB	IK08
911401629408	BY121P G5 LED200S/840 PSU NB	IK08
911401629508	BY121P G5 LED200S/840 PSU WB	IK08
911401629608	BY121P G5 LED105S/840 PSD NB	IK08
911401629708	BY121P G5 LED105S/840 PSD WB	IK08
911401629808	BY121P G5 LED200S/840 PSD NB	IK08
911401629908	BY121P G5 LED200S/840 PSD WB	IK08

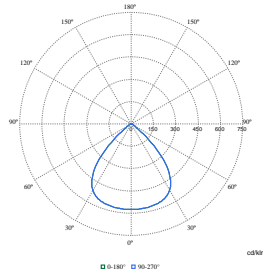
Order Code	Full Product Name	Mech. impact protection code
911401632408	BY121P G5 LED150S/840 PSD NB	IK08
911401632508	BY121P G5 LED150S/840 PSD WB	IK08
911401629208	BY120P G5 LED105S/840 PSU NB	IK08
911401629308	BY120P G5 LED105S/840 PSU WB	IK08
911401632208	BY120P G5 LED150S/840 PSU NB	IK08
911401632308	BY120P G5 LED150S/840 PSU WB	IK08
911401631608	BY122X G5 LED105S/840 SIA NB H4	IK05
911401631708	BY122X G5 LED105S/840 SIA WB H4	IK05
911401631808	BY122X G5 LED200S/840 SIA NB H4	IK05
911401631908	BY122X G5 LED200S/840 SIA WB H4	IK05
911401632008	BY122X G5 LED250S/840 SIA NB H4	IK05
911401632108	BY122X G5 LED250S/840 SIA WB H4	IK05
911401633008	BY122X G5 LED300S/840 SIA NB H4	IK05
911401633108	BY122X G5 LED300S/840 SIA WB H4	IK05

CoreLine Highbay Gen5

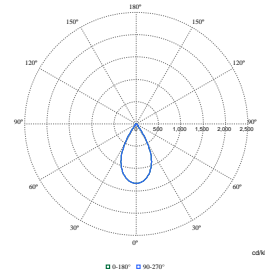
Polar Wide Diagrams



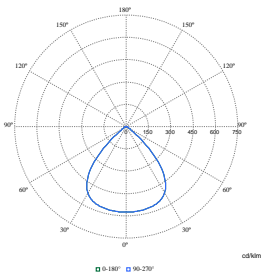
Polar Normal (separate) - 911401632908



Polar Normal (separate) - 911401632708



Polar Normal (separate) - 911401633008



Polar Normal (separate) - 911401633108

