



La solution idéale pour l'éclairage par spots

Spot MASTER VALUE LED PAR

Avec leur conception robuste et leur faisceau de lumière blanc chaud, les lampes PAR de nouvelle génération constituent une solution idéale pour l'éclairage général et par spots dans le secteur hôtelier. Il s'agit d'une solution à intensité réglable. Elles sont particulièrement adaptées aux lieux publics tels que les foyers, les couloirs et les cages d'escalier, où la lumière est allumée en permanence. Ce produit permet de réaliser des économies d'énergie par rapport aux spots LED normaux.

Avantages

- Jusqu'à 80 % d'économies d'énergie par rapport aux lampes halogènes
- Des coûts de maintenance réduits
- Interchangeable et compatible avec les supports existants à douille E27

Fonctions

- Gamme gradable
- Lumière sans UV- ni infrarouge pour réduire la chaleur et mieux protéger les objets sensibles à la chaleur
- Sans mercure ni autres substances dangereuses – Conformité à la directive RoHS
- Durée de vie de 25 000 heures
- Sans mercure ni autres substances dangereuses – Conformité à la directive RoHS

Application

- Hôtellerie : chambres d'hôtel, couloirs, hall d'accueil, réception, restaurants, bars, cafés
- Habitat : salle de séjour, chambres, hall d'entrée
- Commerces : halls d'exposition, vitrines, boutiques, vestiaires

Spot MASTER VALUE LED PAR

Versions

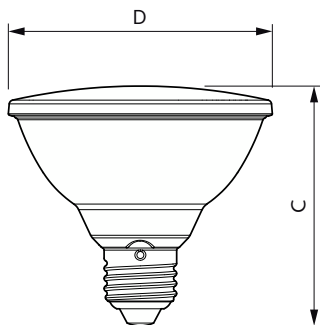
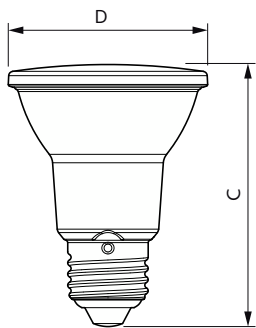
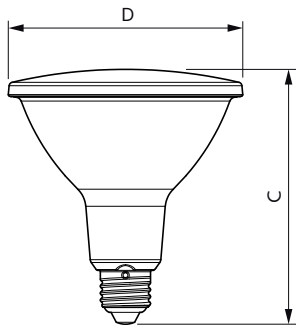


LED Classic 50W PAR20 E27 WW
25D D 1SRT4



LED Classic 100W PAR38 WW 25D
D 1PF 4 S

Schéma dimensionnel



| Product | D | C |
|---|--------|--------|
| MAS LEDspot VLE D 13-100W 927 PAR38 25D | 122 mm | 134 mm |

| Product | D | C |
|---------------------------------------|-------|-------|
| MAS LEDspot VLE D 6-50W 927 PAR20 25D | 65 mm | 85 mm |
| MAS LEDspot VLE D 6-50W 927 PAR20 40D | 65 mm | 85 mm |
| MAS LEDspot VLE D 6-50W 930 PAR20 25D | 65 mm | 85 mm |
| MAS LEDspot VLE D 6-50W 930 PAR20 40D | 65 mm | 85 mm |
| MAS LEDspot VLE D 6-50W 940 PAR20 25D | 65 mm | 85 mm |
| MAS LEDspot VLE D 6-50W 940 PAR20 40D | 65 mm | 85 mm |

| Product | D | C |
|--|-------|-------|
| MAS LEDspot VLE D 9.5-75W 927 PAR30S 25D | 95 mm | 86 mm |
| MAS LEDspot VLE D 9.5-75W 930 PAR30S 25D | 95 mm | 86 mm |
| MAS LEDspot VLE D 9.5-75W 940 PAR30S 25D | 95 mm | 86 mm |

Spot MASTER VALUE LED PAR

Informations générales

| | |
|-----------------------------|----------|
| Culot | E27 |
| Nombre de cycles d'allumage | 50 000 |
| Durée de vie nominale | 25 000 h |

Données techniques de l'éclairage

| | |
|--|------|
| Indice de rendu de couleur (IRC) | 90 |
| LLMF à la fin de la durée de vie nominale (nom.) | 70 % |

Fonctionnement et électricité

| | |
|---------------------------|-------------|
| Fréquence d'entrée | 50 à 60 Hz |
| Fréquence linéaire | 50 to 60 Hz |
| Heure de démarrage (nom.) | 0,5 s |

Commandes et gradation

| | |
|------------------------------------|-------------------------------------|
| Variation de l'intensité lumineuse | Uniquement avec certains variateurs |
|------------------------------------|-------------------------------------|

Mécanique et boîtier

| | |
|------------------|-------------|
| Finition ampoule | Transparent |
|------------------|-------------|

Approbation et application

| | |
|---------------------------------|--------------|
| Gamme de températures ambiantes | -20 à +45 °C |
|---------------------------------|--------------|

Données techniques de l'éclairage (1/2)

| Order Code | Full Product Name | Angle du faisceau (nom.) | Température de couleur corrélée (nom.) | Code couleur | Flux lumineux |
|------------|--|--------------------------|--|--------------|---------------|
| 44304400 | MAS LEDspot VLE D 6-50W 927 PAR20 25D | 25 degré(s) | 2700 K | 927 | 500 lm |
| 44306800 | MAS LEDspot VLE D 6-50W 930 PAR20 25D | 25 degré(s) | 3000 K | 930 | 515 lm |
| 44308200 | MAS LEDspot VLE D 6-50W 940 PAR20 25D | 25 degré(s) | 4000 K | 940 | 540 lm |
| 44310500 | MAS LEDspot VLE D 6-50W 927 PAR20 40D | 40 degré(s) | 2700 K | 927 | 500 lm |
| 44312900 | MAS LEDspot VLE D 6-50W 930 PAR20 40D | 40 degré(s) | 3000 K | 930 | 515 lm |
| 44314300 | MAS LEDspot VLE D 6-50W 940 PAR20 40D | 40 degré(s) | 4000 K | 940 | 540 lm |
| 44330300 | MAS LEDspot VLE D 13-100W 927 PAR38 25D | 25 degré(s) | 2700 K | 927 | 1 000 lm |
| 44320400 | MAS LEDspot VLE D 9.5-75W 927 PAR30S 25D | 25 degré(s) | 2700 K | 927 | 740 lm |
| 44322800 | MAS LEDspot VLE D 9.5-75W 930 PAR30S 25D | 25 degré(s) | 3000 K | 930 | 760 lm |
| 44324200 | MAS LEDspot VLE D 9.5-75W 940 PAR30S 25D | 25 degré(s) | 4000 K | 940 | 820 lm |

Données techniques de l'éclairage (2/2)

| Order Code | Full Product Name | Intensité lumineuse (nom.) | Order Code | Full Product Name | Intensité lumineuse (nom.) |
|------------|---------------------------------------|----------------------------|------------|--|----------------------------|
| 44304400 | MAS LEDspot VLE D 6-50W 927 PAR20 25D | 1 500 cd | 44314300 | MAS LEDspot VLE D 6-50W 940 PAR20 40D | 1 100 cd |
| 44306800 | MAS LEDspot VLE D 6-50W 930 PAR20 25D | 1 600 cd | 44330300 | MAS LEDspot VLE D 13-100W 927 PAR38 25D | 4 800 cd |
| 44308200 | MAS LEDspot VLE D 6-50W 940 PAR20 25D | 1 700 cd | 44320400 | MAS LEDspot VLE D 9.5-75W 927 PAR30S 25D | 3 000 cd |
| 44310500 | MAS LEDspot VLE D 6-50W 927 PAR20 40D | 1 000 cd | 44322800 | MAS LEDspot VLE D 9.5-75W 930 PAR30S 25D | 3 000 cd |
| 44312900 | MAS LEDspot VLE D 6-50W 930 PAR20 40D | 1 000 cd | 44324200 | MAS LEDspot VLE D 9.5-75W 940 PAR30S 25D | 3 000 cd |

Fonctionnement et électricité

| Order Code | Full Product Name | Consommation électrique | Puissance équivalente | Order Code | Full Product Name | Consommation électrique | Puissance équivalente |
|------------|---------------------------------------|-------------------------|-----------------------|------------|--|-------------------------|-----------------------|
| 44304400 | MAS LEDspot VLE D 6-50W 927 PAR20 25D | 6 W | 50 W | 44314300 | MAS LEDspot VLE D 6-50W 940 PAR20 40D | 6 W | 50 W |
| 44306800 | MAS LEDspot VLE D 6-50W 930 PAR20 25D | 6 W | 50 W | 44330300 | MAS LEDspot VLE D 13-100W 927 PAR38 25D | 13 W | 100 W |
| 44308200 | MAS LEDspot VLE D 6-50W 940 PAR20 25D | 6 W | 50 W | 44320400 | MAS LEDspot VLE D 9.5-75W 927 PAR30S 25D | 9,5 W | 75 W |
| 44310500 | MAS LEDspot VLE D 6-50W 927 PAR20 40D | 6 W | 50 W | 44322800 | MAS LEDspot VLE D 9.5-75W 930 PAR30S 25D | 9,5 W | 75 W |
| 44312900 | MAS LEDspot VLE D 6-50W 930 PAR20 40D | 6 W | 50 W | 44324200 | MAS LEDspot VLE D 9.5-75W 940 PAR30S 25D | 9,5 W | 75 W |

Température

Spot MASTER VALUE LED PAR

| Order Code | Full Product Name | Température maximale du produit (nom.) |
|------------|---------------------------------------|--|
| 44304400 | MAS LEDspot VLE D 6-50W 927 PAR20 25D | 80 °C |
| 44306800 | MAS LEDspot VLE D 6-50W 930 PAR20 25D | 80 °C |
| 44308200 | MAS LEDspot VLE D 6-50W 940 PAR20 25D | 80 °C |
| 44310500 | MAS LEDspot VLE D 6-50W 927 PAR20 40D | 80 °C |
| 44312900 | MAS LEDspot VLE D 6-50W 930 PAR20 40D | 80 °C |

| Order Code | Full Product Name | Température maximale du produit (nom.) |
|------------|--|--|
| 44314300 | MAS LEDspot VLE D 6-50W 940 PAR20 40D | 80 °C |
| 44330300 | MAS LEDspot VLE D 13-100W 927 PAR38 25D | 85 °C |
| 44320400 | MAS LEDspot VLE D 9.5-75W 927 PAR30S 25D | 80 °C |
| 44322800 | MAS LEDspot VLE D 9.5-75W 930 PAR30S 25D | 80 °C |
| 44324200 | MAS LEDspot VLE D 9.5-75W 940 PAR30S 25D | 80 °C |

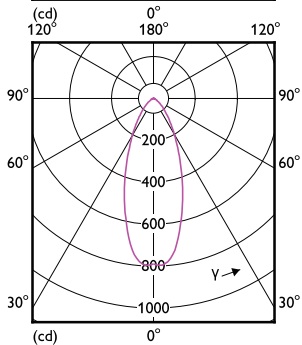
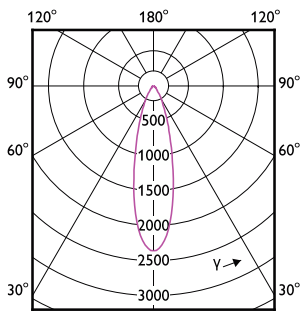
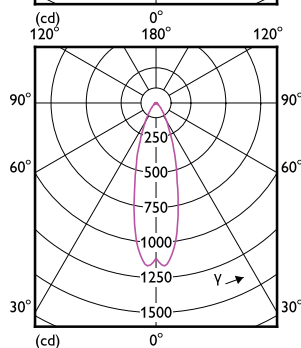
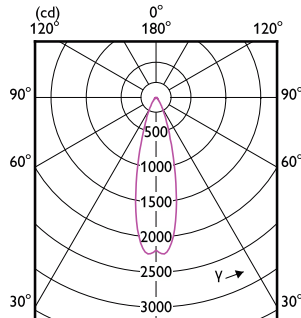
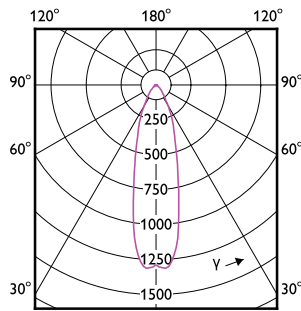
Mécanique et boîtier

| Order Code | Full Product Name | Forme de la lampe |
|------------|---------------------------------------|-------------------|
| 44304400 | MAS LEDspot VLE D 6-50W 927 PAR20 25D | PAR20 |
| 44306800 | MAS LEDspot VLE D 6-50W 930 PAR20 25D | PAR20 |
| 44308200 | MAS LEDspot VLE D 6-50W 940 PAR20 25D | PAR20 |
| 44310500 | MAS LEDspot VLE D 6-50W 927 PAR20 40D | PAR20 |
| 44312900 | MAS LEDspot VLE D 6-50W 930 PAR20 40D | PAR20 |

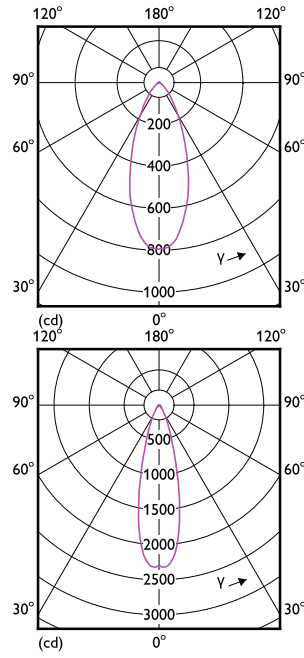
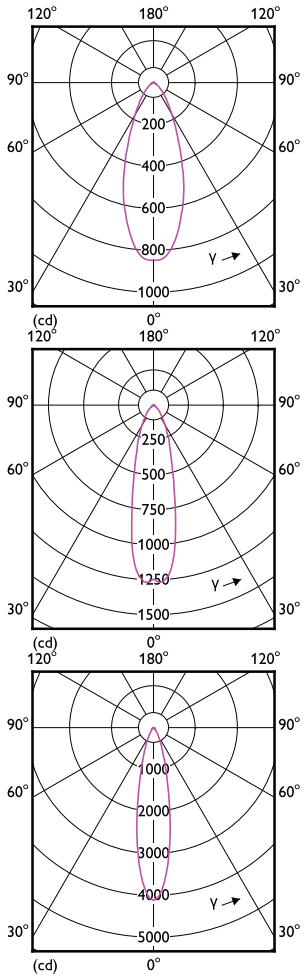
| Order Code | Full Product Name | Forme de la lampe |
|------------|--|-------------------|
| 44314300 | MAS LEDspot VLE D 6-50W 940 PAR20 40D | PAR20 |
| 44330300 | MAS LEDspot VLE D 13-100W 927 PAR38 25D | PAR38 |
| 44320400 | MAS LEDspot VLE D 9.5-75W 927 PAR30S 25D | PAR30S |
| 44322800 | MAS LEDspot VLE D 9.5-75W 930 PAR30S 25D | PAR30S |
| 44324200 | MAS LEDspot VLE D 9.5-75W 940 PAR30S 25D | PAR30S |

Approbation et application

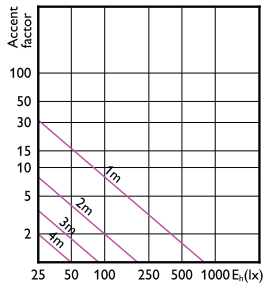
| Order Code | Full Product Name | Consommation d'énergie kWh/1 000 h |
|------------|--|------------------------------------|
| 44304400 | MAS LEDspot VLE D 6-50W 927 PAR20 25D | 6 kWh |
| 44306800 | MAS LEDspot VLE D 6-50W 930 PAR20 25D | 6 kWh |
| 44308200 | MAS LEDspot VLE D 6-50W 940 PAR20 25D | 6 kWh |
| 44310500 | MAS LEDspot VLE D 6-50W 927 PAR20 40D | 6 kWh |
| 44312900 | MAS LEDspot VLE D 6-50W 930 PAR20 40D | 6 kWh |
| 44314300 | MAS LEDspot VLE D 6-50W 940 PAR20 40D | 6 kWh |
| 44330300 | MAS LEDspot VLE D 13-100W 927 PAR38 25D | 13 kWh |
| 44320400 | MAS LEDspot VLE D 9.5-75W 927 PAR30S 25D | 10 kWh |
| 44322800 | MAS LEDspot VLE D 9.5-75W 930 PAR30S 25D | 10 kWh |
| 44324200 | MAS LEDspot VLE D 9.5-75W 940 PAR30S 25D | 10 kWh |



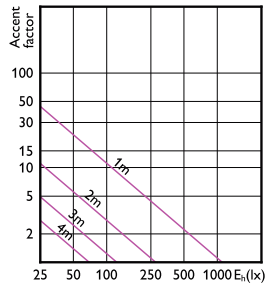
Spot MASTER VALUE LED PAR



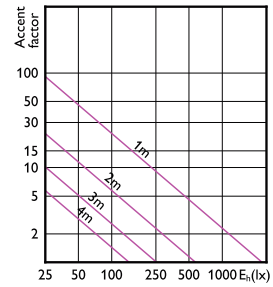
Accent Diagrams



Accent Diagram - MAS LEDspot VLE D 6-50W
927 PAR20 40D



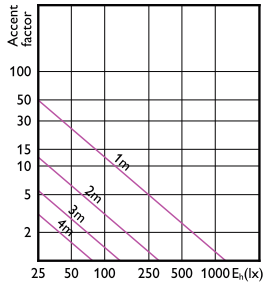
Accent Diagram - MAS LEDspot VLE D 6-50W
927 PAR20 25D



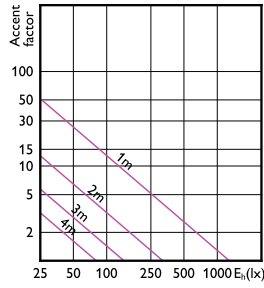
Accent Diagram - MAS LEDspot VLE D 9.5-75W
927 PAR30S 25D

Spot MASTER VALUE LED PAR

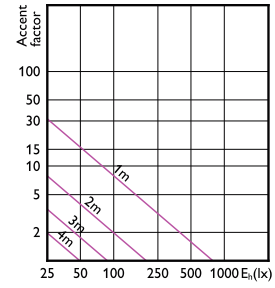
Accent Diagrams



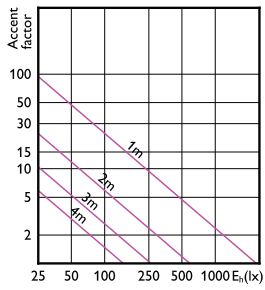
Accent Diagram - MAS LEDspot VLE D 6-50W
930 PAR20 25D



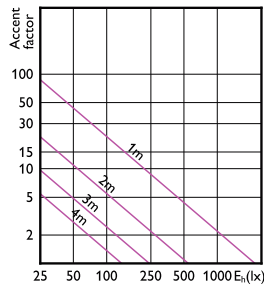
Accent Diagram - MAS LEDspot VLE D 6-50W
940 PAR20 25D



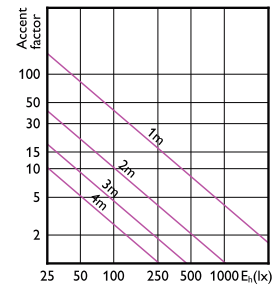
Accent Diagram - MAS LEDspot VLE D 6-50W
940 PAR20 40D



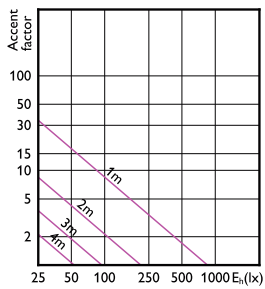
Accent Diagram - MAS LEDspot VLE D 9.5-75W
940 PAR30S 25D



Accent Diagram - MAS LEDspot VLE D 9.5-75W
930 PAR30S 25D



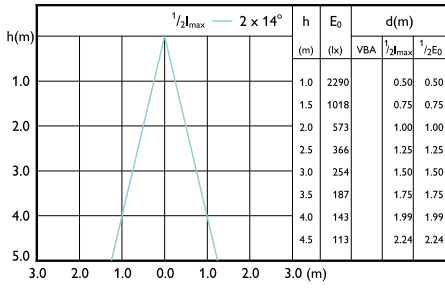
Accent Diagram - MAS LEDspot VLE D 13-100W
927 PAR38 25D



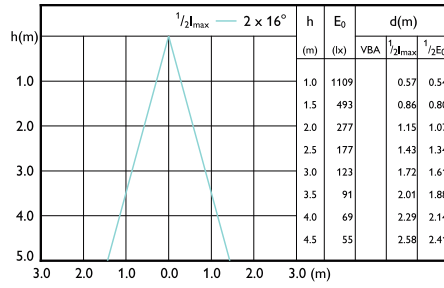
Accent Diagram - MAS LEDspot VLE D 6-50W
930 PAR20 40D

Spot MASTER VALUE LED PAR

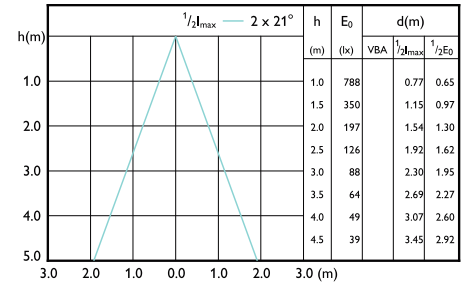
Beam Diagrams



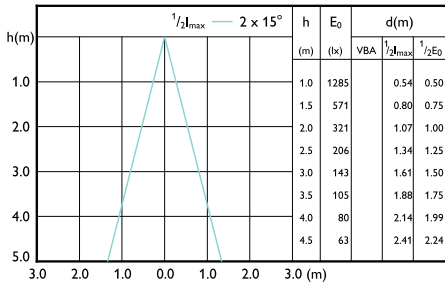
Beam diagram - MAS LEDspot VLE D 9.5-75W
927 PAR30S 25D



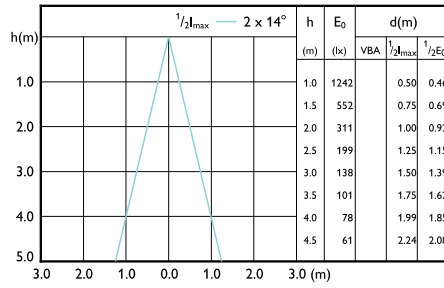
Beam diagram - MAS LEDspot VLE D 6-50W
927 PAR20 25D



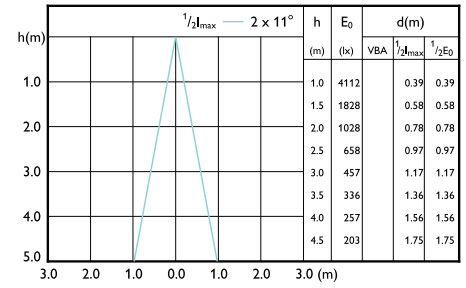
Beam diagram - MAS LEDspot VLE D 6-50W
940 PAR20 40D



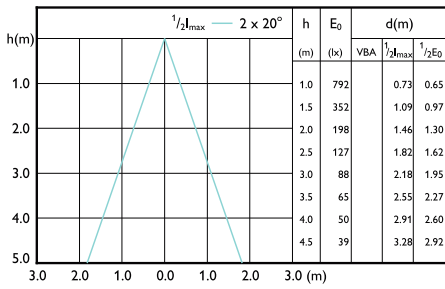
Beam diagram - MAS LEDspot VLE D 6-50W
940 PAR20 25D



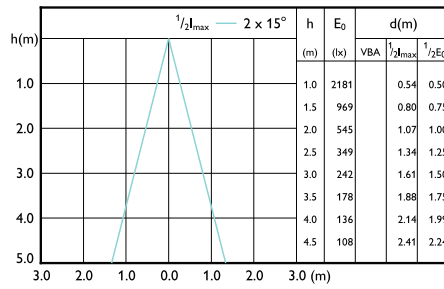
Beam diagram - MAS LEDspot VLE D 6-50W
930 PAR20 25D



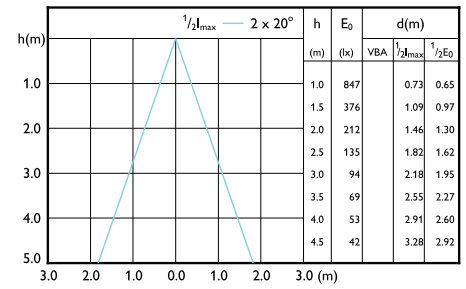
Beam diagram - MAS LEDspot VLE D 13-100W
927 PAR38 25D



Beam diagram - MAS LEDspot VLE D 6-50W
927 PAR20 40D



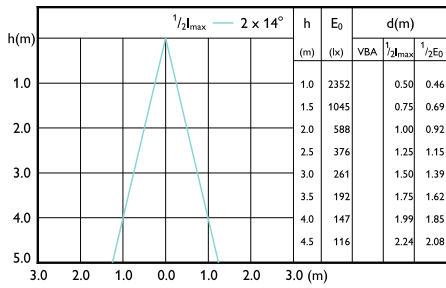
Beam diagram - MAS LEDspot VLE D 9.5-75W
930 PAR30S 25D



Beam diagram - MAS LEDspot VLE D 6-50W
930 PAR20 40D

Spot MASTER VALUE LED PAR

Beam Diagrams



Beam diagram - MAS LEDspot VLE D 9.5-75W
940 PAR30S 25D

