



The ideal solution for spot lighting

MASTER VALUE LED spot PAR

With its robust design and warm-white beam of light, these new-generation PAR lamps are ideal for general lighting and spot lighting in the hospitality industry. It's a dimmable solution. They are especially suitable for public areas such as lobbies, corridors, stairwells, where the light is always on. The product offers more energy saving comparing with normal LED spots.

Benefits

- Up to 80% energy saving compared to halogen lamps
- Lower maintenance costs
- Retrofitable and compatible with existing fixtures with E27 holder

Features

- Dimmable range
- UV- and IR-free light for less heat and protection for heat-sensitive objects
- Free of mercury and hazardous materials – RoHS compliant
- Lifetime of 25,000 hours
- Free of mercury and hazardous materials – RoHS Compliant

Application

- Hospitality: hotel guest room, corridors, lobby, reception area, restaurants, bars, cafes
- Home: living room, bedrooms, hall way
- Retail: exhibitions, display cabinets, shops, dressing rooms

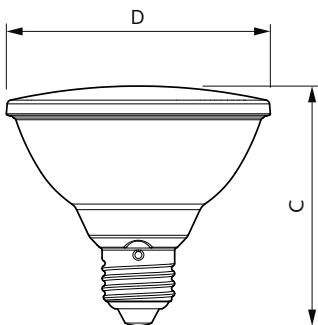
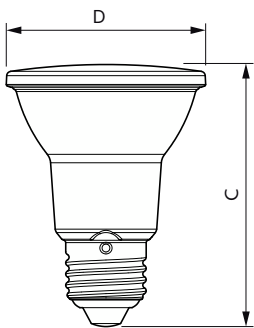
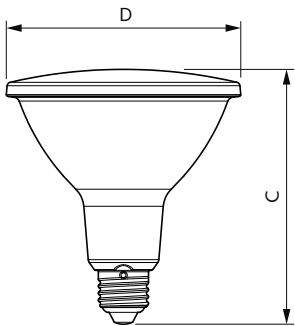
MASTER VALUE LED spot PAR

Versions



LED Classic 100W PAR38 WW 25D
D 1PF 4 S

Dimensional drawing



Product	D	C
MAS LEDspot VLE D 13-100W 927 PAR38 25D	122 mm	134 mm

Product	D	C
MAS LEDspot VLE D 6-50W 927 PAR20 25D	65 mm	85 mm
MAS LEDspot VLE D 6-50W 927 PAR20 40D	65 mm	85 mm
MAS LEDspot VLE D 6-50W 930 PAR20 25D	65 mm	85 mm
MAS LEDspot VLE D 6-50W 930 PAR20 40D	65 mm	85 mm
MAS LEDspot VLE D 6-50W 940 PAR20 25D	65 mm	85 mm
MAS LEDspot VLE D 6-50W 940 PAR20 40D	65 mm	85 mm

Product	D	C
MAS LEDspot VLE D 9.5-75W 927 PAR30S 25D	95 mm	86 mm
MAS LEDspot VLE D 9.5-75W 930 PAR30S 25D	95 mm	86 mm
MAS LEDspot VLE D 9.5-75W 940 PAR30S 25D	95 mm	86 mm

MASTER VALUE LED spot PAR

General Information	
Cap-Base	E27
Switching Cycle	50,000
Nominal lifetime	25,000 hour(s)
Light Technical	
Color rendering index (CRI)	90
LLMF At End Of Nominal Lifetime (Nom)	70 %
Operating and Electrical	
Input Frequency	50 to 60 Hz
Line Frequency	50 to 60 Hz
Starting Time (Nom)	0.5 s
Controls and Dimming	
Dimmable	Only with specific dimmers
Mechanical and Housing	
Bulb Finish	Clear
Approval and Application	
Ambient temperature range	-20 to +45 °C

Light Technical (1/2)

Order Code	Full Product Name	Beam Angle (Nom)	Correlated Color		
			Temperature (Nom)	Color Code	Luminous Flux
929003485702	MAS LEDspot VLE D 6-50W 927 PAR20 25D	25 degree(s)	2700 K	927	500 lm
929003485802	MAS LEDspot VLE D 6-50W 930 PAR20 25D	25 degree(s)	3000 K	930	515 lm
929003485902	MAS LEDspot VLE D 6-50W 940 PAR20 25D	25 degree(s)	4000 K	940	540 lm
929003486002	MAS LEDspot VLE D 6-50W 927 PAR20 40D	40 degree(s)	2700 K	927	500 lm
929003486102	MAS LEDspot VLE D 6-50W 930 PAR20 40D	40 degree(s)	3000 K	930	515 lm
929003486202	MAS LEDspot VLE D 6-50W 940 PAR20 40D	40 degree(s)	4000 K	940	540 lm
929003485202	MAS LEDspot VLE D 13-100W 927 PAR38 25D	25 degree(s)	2700 K	927	1,000 lm
929003485402	MAS LEDspot VLE D 9.5-75W 927 PAR30S 25D	25 degree(s)	2700 K	927	740 lm
929003485502	MAS LEDspot VLE D 9.5-75W 930 PAR30S 25D	25 degree(s)	3000 K	930	760 lm
929003485602	MAS LEDspot VLE D 9.5-75W 940 PAR30S 25D	25 degree(s)	4000 K	940	820 lm

Light Technical (2/2)

Order Code	Full Product Name	Luminous Intensity (Nom)
929003485702	MAS LEDspot VLE D 6-50W 927 PAR20 25D	1,500 cd
929003485802	MAS LEDspot VLE D 6-50W 930 PAR20 25D	1,600 cd
929003485902	MAS LEDspot VLE D 6-50W 940 PAR20 25D	1,700 cd
929003486002	MAS LEDspot VLE D 6-50W 927 PAR20 40D	1,000 cd
929003486102	MAS LEDspot VLE D 6-50W 930 PAR20 40D	1,000 cd

Order Code	Full Product Name	Luminous Intensity (Nom)
929003486202	MAS LEDspot VLE D 6-50W 940 PAR20 40D	1,100 cd
929003485202	MAS LEDspot VLE D 13-100W 927 PAR38 25D	4,800 cd
929003485402	MAS LEDspot VLE D 9.5-75W 927 PAR30S 25D	3,000 cd
929003485502	MAS LEDspot VLE D 9.5-75W 930 PAR30S 25D	3,000 cd
929003485602	MAS LEDspot VLE D 9.5-75W 940 PAR30S 25D	3,000 cd

Operating and Electrical

Order Code	Full Product Name	Power Consumption	Wattage Equivalent
929003485702	MAS LEDspot VLE D 6-50W 927 PAR20 25D	6 W	50 W
929003485802	MAS LEDspot VLE D 6-50W 930 PAR20 25D	6 W	50 W
929003485902	MAS LEDspot VLE D 6-50W 940 PAR20 25D	6 W	50 W
929003486002	MAS LEDspot VLE D 6-50W 927 PAR20 40D	6 W	50 W
929003486102	MAS LEDspot VLE D 6-50W 930 PAR20 40D	6 W	50 W

Order Code	Full Product Name	Power Consumption	Wattage Equivalent
929003486202	MAS LEDspot VLE D 6-50W 940 PAR20 40D	6 W	50 W
929003485202	MAS LEDspot VLE D 13-100W 927 PAR38 25D	13 W	100 W
929003485402	MAS LEDspot VLE D 9.5-75W 927 PAR30S 25D	9.5 W	75 W
929003485502	MAS LEDspot VLE D 9.5-75W 930 PAR30S 25D	9.5 W	75 W
929003485602	MAS LEDspot VLE D 9.5-75W 940 PAR30S 25D	9.5 W	75 W

Temperature

MASTER VALUE LED spot PAR

Order Code	Full Product Name	T-Case Maximum (Nom)
929003485702	MAS LEDspot VLE D 6-50W 927 PAR20 25D	80 °C
929003485802	MAS LEDspot VLE D 6-50W 930 PAR20 25D	80 °C
929003485902	MAS LEDspot VLE D 6-50W 940 PAR20 25D	80 °C
929003486002	MAS LEDspot VLE D 6-50W 927 PAR20 40D	80 °C
929003486102	MAS LEDspot VLE D 6-50W 930 PAR20 40D	80 °C

Order Code	Full Product Name	T-Case Maximum (Nom)
929003486202	MAS LEDspot VLE D 6-50W 940 PAR20 40D	80 °C
929003485202	MAS LEDspot VLE D 13-100W 927 PAR38 25D	85 °C
929003485402	MAS LEDspot VLE D 9.5-75W 927 PAR30S 25D	80 °C
929003485502	MAS LEDspot VLE D 9.5-75W 930 PAR30S 25D	80 °C
929003485602	MAS LEDspot VLE D 9.5-75W 940 PAR30S 25D	80 °C

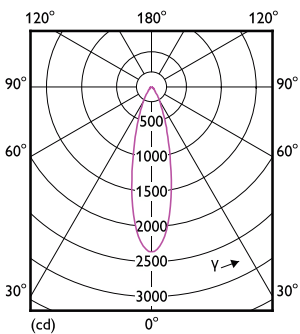
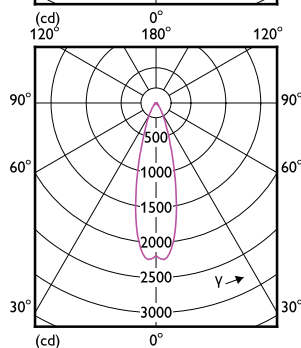
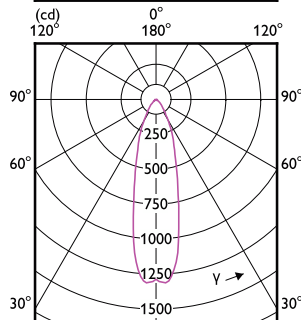
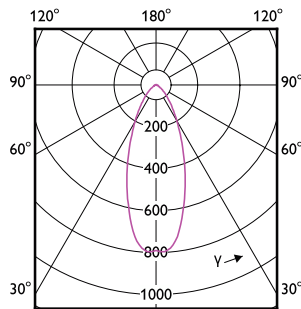
Mechanical and Housing

Order Code	Full Product Name	Bulb Shape
929003485702	MAS LEDspot VLE D 6-50W 927 PAR20 25D	PAR20
929003485802	MAS LEDspot VLE D 6-50W 930 PAR20 25D	PAR20
929003485902	MAS LEDspot VLE D 6-50W 940 PAR20 25D	PAR20
929003486002	MAS LEDspot VLE D 6-50W 927 PAR20 40D	PAR20
929003486102	MAS LEDspot VLE D 6-50W 930 PAR20 40D	PAR20

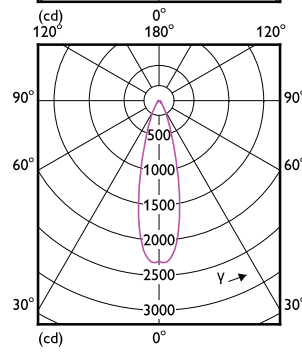
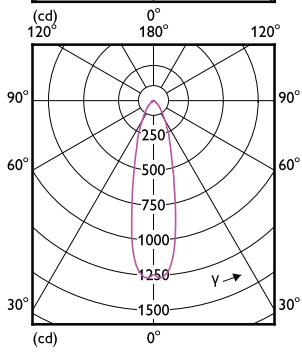
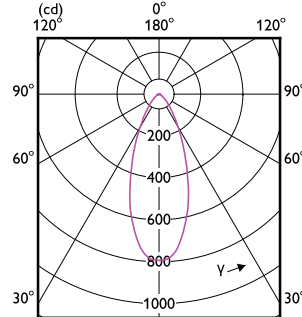
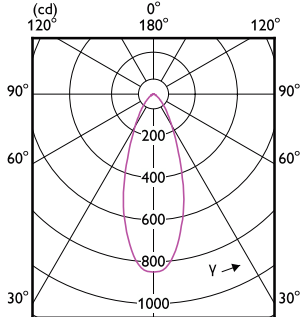
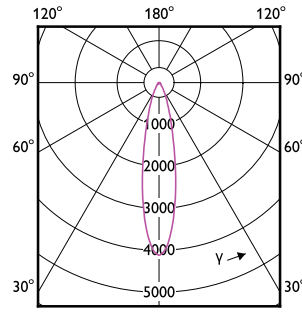
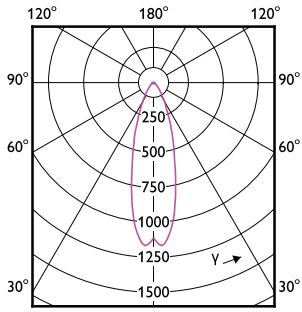
Order Code	Full Product Name	Bulb Shape
929003486202	MAS LEDspot VLE D 6-50W 940 PAR20 40D	PAR20
929003485202	MAS LEDspot VLE D 13-100W 927 PAR38 25D	PAR38
929003485402	MAS LEDspot VLE D 9.5-75W 927 PAR30S 25D	PAR30S
929003485502	MAS LEDspot VLE D 9.5-75W 930 PAR30S 25D	PAR30S
929003485602	MAS LEDspot VLE D 9.5-75W 940 PAR30S 25D	PAR30S

Approval and Application

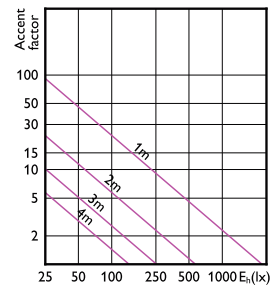
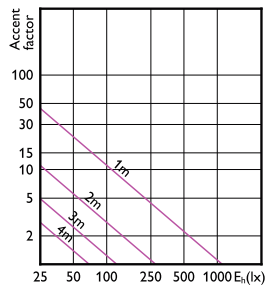
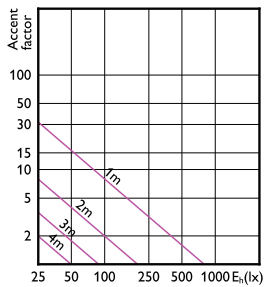
Order Code	Full Product Name	Energy Consumption kWh/1000 h
929003485702	MAS LEDspot VLE D 6-50W 927 PAR20 25D	6 kWh
929003485802	MAS LEDspot VLE D 6-50W 930 PAR20 25D	6 kWh
929003485902	MAS LEDspot VLE D 6-50W 940 PAR20 25D	6 kWh
929003486002	MAS LEDspot VLE D 6-50W 927 PAR20 40D	6 kWh
929003486102	MAS LEDspot VLE D 6-50W 930 PAR20 40D	6 kWh
929003486202	MAS LEDspot VLE D 6-50W 940 PAR20 40D	6 kWh
929003485202	MAS LEDspot VLE D 13-100W 927 PAR38 25D	13 kWh
929003485402	MAS LEDspot VLE D 9.5-75W 927 PAR30S 25D	10 kWh
929003485502	MAS LEDspot VLE D 9.5-75W 930 PAR30S 25D	10 kWh
929003485602	MAS LEDspot VLE D 9.5-75W 940 PAR30S 25D	10 kWh



MASTER VALUE LED spot PAR



Accent Diagrams



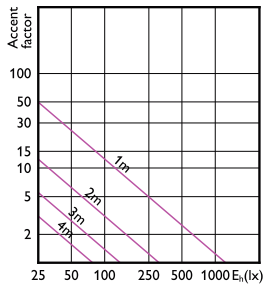
Accent Diagram - MAS LEDspot VLE D 6-50W
927 PAR20 40D

Accent Diagram - MAS LEDspot VLE D 6-50W
927 PAR20 25D

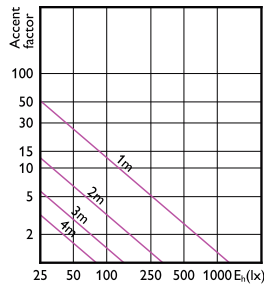
Accent Diagram - MAS LEDspot VLE D 9.5-75W
927 PAR30S 25D

MASTER VALUE LED spot PAR

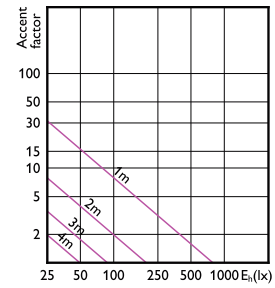
Accent Diagrams



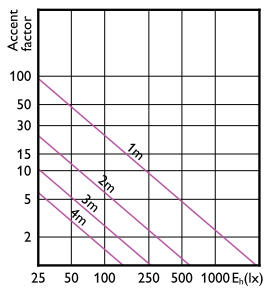
Accent Diagram - MAS LEDspot VLE D 6-50W
930 PAR20 25D



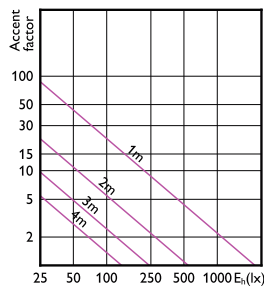
Accent Diagram - MAS LEDspot VLE D 6-50W
940 PAR20 25D



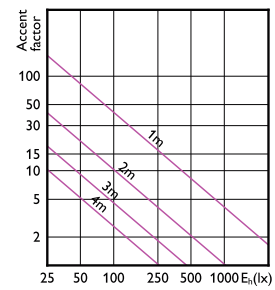
Accent Diagram - MAS LEDspot VLE D 6-50W
940 PAR20 40D



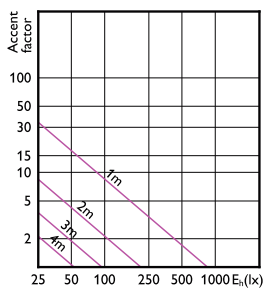
Accent Diagram - MAS LEDspot VLE D 9.5-75W
940 PAR30S 25D



Accent Diagram - MAS LEDspot VLE D 9.5-75W
930 PAR30S 25D



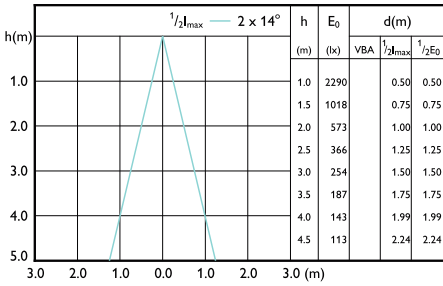
Accent Diagram - MAS LEDspot VLE D 13-100W
927 PAR38 25D



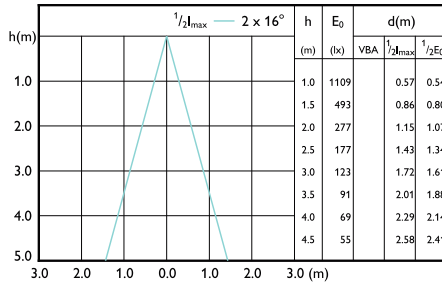
Accent Diagram - MAS LEDspot VLE D 6-50W
930 PAR20 40D

MASTER VALUE LED spot PAR

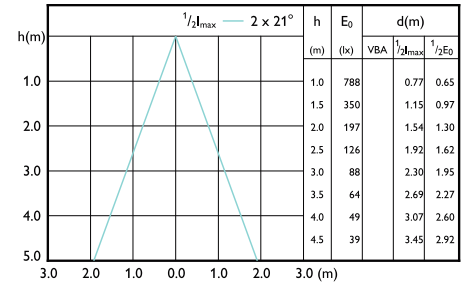
Beam Diagrams



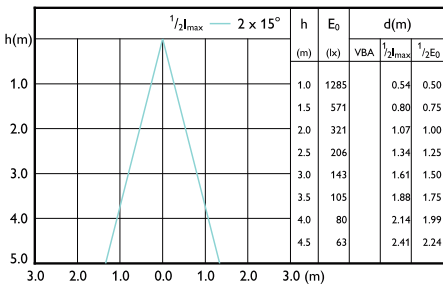
Beam diagram - MAS LEDspot VLE D 9.5-75W
927 PAR30S 25D



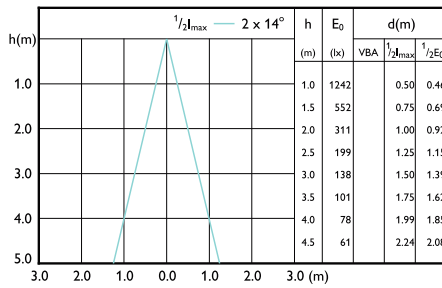
Beam diagram - MAS LEDspot VLE D 6-50W
927 PAR20 25D



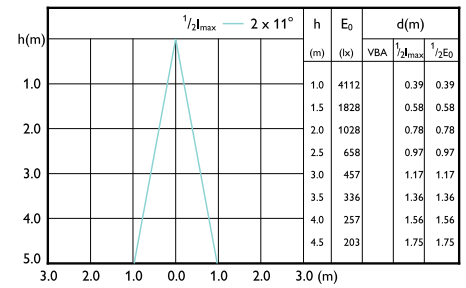
Beam diagram - MAS LEDspot VLE D 6-50W
940 PAR20 40D



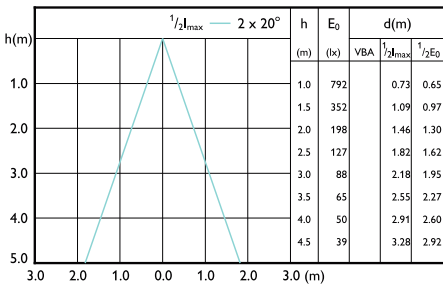
Beam diagram - MAS LEDspot VLE D 6-50W
940 PAR20 25D



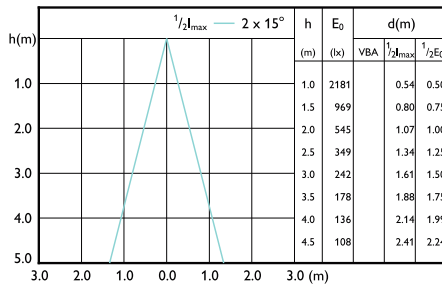
Beam diagram - MAS LEDspot VLE D 6-50W
930 PAR20 25D



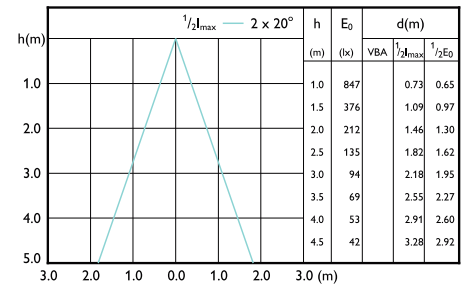
Beam diagram - MAS LEDspot VLE D 13-100W
927 PAR38 25D



Beam diagram - MAS LEDspot VLE D 6-50W
927 PAR20 40D



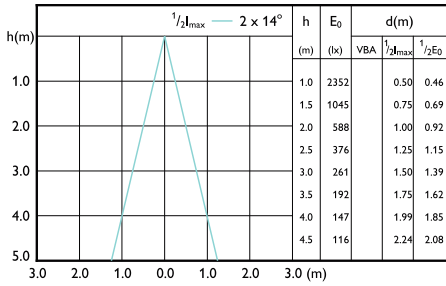
Beam diagram - MAS LEDspot VLE D 9.5-75W
930 PAR30S 25D



Beam diagram - MAS LEDspot VLE D 6-50W
930 PAR20 40D

MASTER VALUE LED spot PAR

Beam Diagrams



Beam diagram - MAS LEDspot VLE D 9.5-75W
940 PAR30S 25D

