



All-in-one Solar pathway light range up-to 5000 Lumen

Essential SmartBright All-in-one Solar Pathway

Integrated solar pathway light with Lithium Ferro Phosphate battery, solar panel and charger built into the luminaire. Optional wall mounting arm bracket. Microwave based motion sensor for optimizing battery autonomy.

Benefits

- Saves energy
- Environment friendly
- Easy configurability with remote
- No trenching for cabling required

Features

- Remote control for selecting lighting profile
- Wall mounting arm Kit option available
- High Lumen efficacy of upto 160lm/W
- Microwave sensor for run time maximization

Application

- Walkways
- Pathways
- Amenities
- Gardens

Essential SmartBright All-in-one Solar Pathway

Warnings and Safety

- Not recommended to install this luminaire higher than 4 meters height.
- Install the luminaire in a sunny place that is not shaded by trees, buildings and walls, then the solar panel can receive the maximum sunlight for charging the battery.
- Charge the product under sunlight for at least 8 hours before first time using.
- It works 100% on solar energy. This luminaire does not need any external electrical connection.

Versions



Essential SmartBright All-in-one Solar Pathway Light



Essential SmartBright All-in-one Solar Pathway Light



Essential SmartBright All-in-one Solar Pathway Light

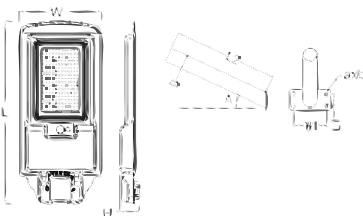


Essential SmartBright All-in-one Solar Pathway Light



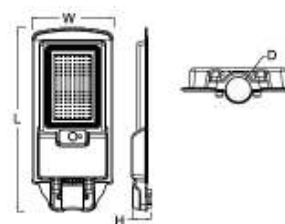
Essential SmartBright All-in-one Solar Pathway Light

Dimensional drawing



Unit: mm				
TYPE	W	L	H	D
1000lm	171	371	44.5	38
2000lm	203	412	44.5	45
3000lm	213	412	44.5	45
4000lm	228	508	44.5	45

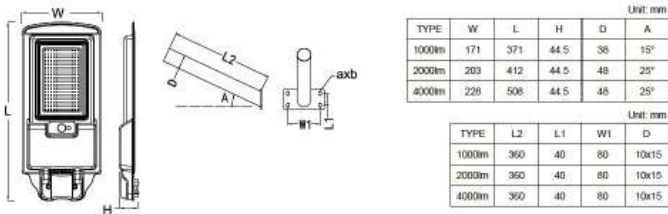
Unit: mm				
TYPE	L2	L1	W1	axb
1000lm	350	80	50	10x15
2000lm	350	80	50	10x15
3000lm	350	80	50	10x15
4000lm	350	80	50	10x15



Unit: mm				
TYPE	W	L	H	D
1000lm	171	371	44.5	40
2000lm	203	412	44.5	50
4000lm	228	508	44.5	50

Essential SmartBright All-in-one Solar Pathway

Dimensional drawing



Operating and Electrical

Battery type	LiFePO4
Battery voltage	3.2 V
Charge controller type	PWM
Grid connection type	Off grid
Panel type	Mono crystalline

Controls and Dimming

Dimmable	Preset Dimming
Configurability	Not configurable
Solar dimming profile	Preset Dimming

Mechanical and Housing

Battery location	Inbuilt luminaire
Housing Color	Grey
Ingress protection code	IP65

Approval and Application

Ambient temperature range	0 to +45 °C
---------------------------	-------------

Light Technical

Order Code	Full Product Name	Correlated Color Temperature (Nom) (CRI)	Color rendering index
911401811203	BRC010 LED50/765 kit G3	6500 K	≥70
911401811403	BRC010 LED50/765 kit Pro G3	6500 K	≥70
911401811603	BRC010 LED50/740 kit G3	4000 K	≥70
911401811803	BRC010 LED50/740 kit Pro G3	4000 K	≥70
911401812003	BRC010 LED50/730 kit G3	3000 K	≥70
911401812203	BRC010 LED50/730 kit Pro G3	3000 K	≥70
911401894102	BRC010 LED40/765 G2	6500 K	70
911401894702	BRC010 LED40/765 Pro G2	6500 K	70
911401897102	BRC010 LED40/730 G2	3000 K	70
911401897702	BRC010 LED40/740 Pro G2	4000 K	70
911401898302	BRC010 LED40/730 Pro G2	3000 K	70
911401893902	BRC010 LED10/765 G2	6500 K	70
911401894502	BRC010 LED10/765 Pro G2	6500 K	70
911401894302	BRC010 LED20/765 kit G2	6500 K	70
911401894902	BRC010 LED20/765 kit Pro G2	6500 K	70
911401894202	BRC010 LED10/765 kit G2	6500 K	70
911401894802	BRC010 LED10/765 kit Pro G2	6500 K	70
911401894002	BRC010 LED20/765 G2	6500 K	70
911401894602	BRC010 LED20/765 Pro G2	6500 K	70
911401894402	BRC010 LED40/765 kit G2	6500 K	70
911401895002	BRC010 LED40/765 kit Pro G2	6500 K	70
911401898002	BRC010 LED40/740 kit Pro G2	4000 K	70
911401811303	BRC010 LED50/765 G3	6500 K	≥70
911401811503	BRC010 LED50/765 Pro G3	6500 K	≥70
911401811703	BRC010 LED50/740 G3	4000 K	≥70
911401811903	BRC010 LED50/740 Pro G3	4000 K	≥70
911401812103	BRC010 LED50/730 G3	3000 K	≥70
911401812303	BRC010 LED50/730 Pro G3	3000 K	≥70

Operating and Electrical

Essential SmartBright All-in-one Solar Pathway

Order Code	Full Product Name	Battery ampere hour	Battery charging & discharging cycles	Panel peak wattage	Panel voltage
911401811203	BRC010 LED50/765 kit G3	20 Ah	500	20 W	5 V
911401811403	BRC010 LED50/765 kit Pro G3	20 Ah	1000	20 W	5 V
911401811603	BRC010 LED50/740 kit G3	20 Ah	500	20 W	5 V
911401811803	BRC010 LED50/740 kit Pro G3	20 Ah	1000	20 W	5 V
911401812003	BRC010 LED50/730 kit G3	20 Ah	500	20 W	5 V
911401812203	BRC010 LED50/730 kit Pro G3	20 Ah	1000	20 W	5 V
911401894102	BRC010 LED40/765 G2	15 Ah	500	14 W	4.5 V
911401894702	BRC010 LED40/765 Pro G2	15 Ah	1000	14 W	4.5 V
911401897102	BRC010 LED40/730 G2	15 Ah	500	14 W	4.5 V
911401897702	BRC010 LED40/740 Pro G2	15 Ah	1000	14 W	4.5 V
911401898302	BRC010 LED40/730 Pro G2	15 Ah	1000	14 W	4.5 V
911401893902	BRC010 LED10/765 G2	5 Ah	500	6 W	5 V
911401894502	BRC010 LED10/765 Pro G2	5 Ah	1000	6 W	5 V
911401894302	BRC010 LED20/765 kit G2	8 Ah	500	8 W	4.5 V
911401894902	BRC010 LED20/765 kit Pro G2	8 Ah	1000	8 W	4.5 V

Order Code	Full Product Name	Battery ampere hour	Battery charging & discharging cycles	Panel peak wattage	Panel voltage
911401894202	BRC010 LED10/765 kit G2	5 Ah	500	6 W	5 V
911401894802	BRC010 LED10/765 kit Pro G2	5 Ah	1000	6 W	5 V
911401894002	BRC010 LED20/765 G2	8 Ah	500	8 W	4.5 V
911401894602	BRC010 LED20/765 Pro G2	8 Ah	1000	8 W	4.5 V
911401894402	BRC010 LED40/765 kit G2	15 Ah	500	14 W	4.5 V
911401895002	BRC010 LED40/765 kit Pro G2	15 Ah	1000	14 W	4.5 V
911401898002	BRC010 LED40/740 kit Pro G2	15 Ah	1000	14 W	4.5 V
911401811303	BRC010 LED50/765 G3	20 Ah	500	20 W	5 V
911401811503	BRC010 LED50/765 Pro G3	20 Ah	1000	20 W	5 V
911401811703	BRC010 LED50/740 G3	20 Ah	500	20 W	5 V
911401811903	BRC010 LED50/740 Pro G3	20 Ah	1000	20 W	5 V
911401812103	BRC010 LED50/730 G3	20 Ah	500	20 W	5 V
911401812303	BRC010 LED50/730 Pro G3	20 Ah	1000	20 W	5 V

Mechanical and Housing

Order Code	Full Product Name	Overall height	Overall length	Overall width
911401811203	BRC010 LED50/765 kit G3	50 mm	638 mm	240 mm
911401811403	BRC010 LED50/765 kit Pro G3	50 mm	638 mm	240 mm
911401811603	BRC010 LED50/740 kit G3	50 mm	638 mm	240 mm
911401811803	BRC010 LED50/740 kit Pro G3	50 mm	638 mm	240 mm

Order Code	Full Product Name	Overall height	Overall length	Overall width
911401812003	BRC010 LED50/730 kit G3	50 mm	638 mm	240 mm
911401812203	BRC010 LED50/730 kit Pro G3	50 mm	638 mm	240 mm
911401894102	BRC010 LED40/765 G2	44.5 mm	508 mm	228 mm
911401894702	BRC010 LED40/765 Pro G2	44.5 mm	508 mm	228 mm
911401897102	BRC010 LED40/730 G2	44.5 mm	508 mm	228 mm

Essential SmartBright All-in-one Solar Pathway

Order Code	Full Product Name	Overall height	Overall length	Overall width	Order Code	Full Product Name	Overall height	Overall length	Overall width
911401897702	BRC010 LED40/740 Pro G2	44.5 mm	508 mm	228 mm	911401894402	BRC010 LED40/765 kit G2	44.5 mm	508 mm	228 mm
911401898302	BRC010 LED40/730 Pro G2	44.5 mm	508 mm	228 mm	911401895002	BRC010 LED40/765 kit Pro G2	44.5 mm	508 mm	228 mm
911401893902	BRC010 LED10/765 G2	44.5 mm	371 mm	171 mm	911401898002	BRC010 LED40/740 kit Pro G2	44.5 mm	508 mm	228 mm
911401894502	BRC010 LED10/765 Pro G2	44.5 mm	371 mm	171 mm	911401811303	BRC010 LED50/765 G3	50 mm	638 mm	240 mm
911401894302	BRC010 LED20/765 kit G2	44.5 mm	412 mm	203 mm	911401811503	BRC010 LED50/765 Pro G3	50 mm	638 mm	240 mm
911401894902	BRC010 LED20/765 kit Pro G2	44.5 mm	412 mm	203 mm	911401811703	BRC010 LED50/740 G3	50 mm	638 mm	240 mm
911401894202	BRC010 LED10/765 kit G2	44.5 mm	371 mm	171 mm	911401811903	BRC010 LED50/740 Pro G3	50 mm	638 mm	240 mm
911401894802	BRC010 LED10/765 kit Pro G2	44.5 mm	371 mm	171 mm	911401812103	BRC010 LED50/730 G3	50 mm	638 mm	240 mm
911401894002	BRC010 LED20/765 G2	44.5 mm	412 mm	203 mm	911401812303	BRC010 LED50/730 Pro G3	50 mm	638 mm	240 mm
911401894602	BRC010 LED20/765 Pro G2	44.5 mm	412 mm	203 mm					

