



A robust, connectable luminaire that gives outstanding performance.

Pacific LED Gen5

The Pacific LED Gen5 WT490C series is an innovative and best-in-class LED waterproof luminaire that is praised for its optimal performance. It meets the demanding requirements of contemporary and harsh industries. It is a very robust, compact and reliable luminaire with excellent quality of light. With a high degree of mechanical (IK08), water and dust protection (IP66), combined with proven chemical resistance, the Pacific LED Gen5 WT490C can perfectly withstand the harsh conditions of the automotive, food and heavy industries. But it also performs well in car parks and warehouses. The Pacific LED Gen5 WT490C luminaires provide superior, artefact-free light quality and homogeneous light, offered with multiple optics and a broad range of light outputs (up to 15,000 lm). This ensures more flexibility in optimised light scheme planning. They are also designed with a circular approach, which means that these fully-serviceable luminaires can be upgraded to extend their overall lifecycle. The luminaires stand out because of their quick-and-easy installation that facilitates through wiring and various connection and mounting options. But also, because of their attractive TCO, energy efficiency and ease of maintenance – with minimum of disruption to operations in demanding applications. To make the Pacific LED Gen5 WT490C even more complete, system integration with Interact Industry opens up additional opportunities for optimised efficiency, energy savings, improved light management, productivity and safety. Making it future-proof in every way. Discover the Pacific LED Gen5 WT490C series. Optimal performance for demanding environments.

Pacific LED Gen5

Benefits

- Long service life, offering peace of mind for your lighting installation.
- Suitable for industrial application due to its wide coverage, including food production, heavy and chemical industries, automotive, car parks and warehousing.
- Lowers your maintenance investments due to easy servicing and parts replacements with a modular approach.
- Can be integrated into an Interact connected lighting installation to optimise your operations and maximise energy saving and insights.

Features

- Highly energy efficiency and long lifetime: up to 160 lm/W and lifetime up to 100,000 hrs L80.
- Wide application coverage with extensive lumen output (up to 15,000 lumen) and optics choice, combined with high-quality chemically resistant materials.
- A robust and compact product architecture, with high water and dust protection (IP66), combined with a high degree of mechanical protection (IK08).
- High uniformity, glare control and artefact-free light distribution.
- Hassle-free installation and maintenance.
- 3 Hour emergency versions available

Application

- Food Processing
- Car parks
- Manufacturing
- Warehouses/distribution centres

Warnings and Safety

- UV radiation will damage the material over time, resulting in loss of waterproof sealing and IP66 rating.
- Do not install the luminaire in locations where it will be exposed to direct sunlight.

Versions



Pacific LED gen5, L1800



Pacific LED gen5, ATEX 2/22,
Wieland connector




Pacific LED gen5, L1200



Pacific LED gen5, L700

Dimensional drawing



Pacific LED Gen5

Product details



Pacific LED gen5 with push in 5-pole (PI5) connecto



Pacific LED gen5 with Wieland connector

General Information

Driver included	Yes
Light source replaceable	Yes
Number of gear units	Unit
Service Tag	Yes

Light Technical

Colour rendering index (CRI)	>80
Optic type	Wide beam

Operating and Electrical

Protection class IEC	Safety class I
Input Voltage	220 to 240 V
Line Frequency	50 to 60 Hz
Suitable for random switching	No

Mechanical and Housing

Housing Colour	White
Mech. impact protection code	IK08
Ingress protection code	IP66

Approval and Application

CE mark	Yes
ENEC mark	ENEC plus mark
Flammability mark	For mounting on easily flammable surfaces
Glow-wire test	Temperature 850 °C, duration 30 s
Flickering value (PstLM)	1
Stroboscopic effect	0.4

Initial Performance (IEC Compliant)

Luminous flux tolerance	+/-7%
-------------------------	-------

Light Technical

Order Code	Full Product Name	Correlated Colour Temperature (Nom)	Luminous efficacy (rated) (nom.)	Luminous Flux
62357600	WT490C 80S/840 PSU WB PI5 L1800	4000 K	165 lm/W	8,000 lm
62358300	WT490C 100S/840 PSU WB PI5 L1800	4000 K	161 lm/W	10,000 lm
62359000	WT490C 120S/840 PSU WB PI5 L1800	4000 K	158 lm/W	12,000 lm
62578500	WT490C 80S/840 SIA WB IA9 PI5L1800	4000 K	165 lm/W	8,000 lm
62761100	WT495C 80S/840 PSU WB PI5 L1800	4000 K	157 lm/W	8,000 lm
62763500	WT495C 80S/840 PSD WB PI5 L1800	4000 K	157 lm/W	8,000 lm
62764200	WT492C 64S/840 PSU WB W5 L1200	4000 K	160 lm/W	6,400 lm
62765900	WT492C 80S/840 PSU WB W5 L1800	4000 K	165 lm/W	8,000 lm
62766600	WT492C 64S/840 PSD WB W5 L1200	4000 K	162 lm/W	6,400 lm
62767300	WT492C 80S/840 PSD WB W5 L1800	4000 K	165 lm/W	8,000 lm
73290200	WT490C 42S/830 PSU WB PI5 L1200	3000 K	157 lm/W	4,200 lm
10959900	WT490C 42S/840 PSD WB PI5 L1200	4000 K	162 lm/W	4,200 lm
62353800	WT490C 42S/840 PSU WB PI5 L1200	4000 K	165 lm/W	4,200 lm
62354500	WT490C 64S/840 PSU WB PI5 L1200	4000 K	160 lm/W	6,400 lm
62355200	WT490C 80S/840 PSU WB PI5 L1200	4000 K	157 lm/W	8,000 lm
62475700	WT490C 64S/840 PSD WB PI5 L1600	4000 K	162 lm/W	6,400 lm
62477100	WT490C 64S/840 PSU WB PI5 L1600	4000 K	160 lm/W	6,400 lm
62478800	WT490C 80S/840 PSU WB PI5 L1600	4000 K	157 lm/W	8,000 lm
62479500	WT490C 80S/840 PSD WB PI5 L1600	4000 K	157 lm/W	8,000 lm

Pacific LED Gen5

Order Code	Full Product Name	Correlated Colour	Luminous efficacy	
		Temperature (Nom)	(rated) (nom.)	Luminous Flux
62352100	WT490C 23S/840 PSU WB PI5 L700	4000 K	151 lm/W	2,300 lm

Operating and Electrical

Order Code	Full Product Name	Power Consumption
62357600	WT490C 80S/840 PSU WB PI5 L1800	48.5 W
62358300	WT490C 100S/840 PSU WB PI5 L1800	62 W
62359000	WT490C 120S/840 PSU WB PI5 L1800	76 W
62578500	WT490C 80S/840 SIA WB IA9 PI5L1800	48.5 W
62761100	WT495C 80S/840 PSU WB PI5 L1800	49 W
62763500	WT495C 80S/840 PSD WB PI5 L1800	48.5 W
62764200	WT492C 64S/840 PSU WB W5 L1200	40 W
62765900	WT492C 80S/840 PSU WB W5 L1800	49 W
62766600	WT492C 64S/840 PSD WB W5 L1200	39.5 W
62767300	WT492C 80S/840 PSD WB W5 L1800	48.5 W

Order Code	Full Product Name	Power Consumption
73290200	WT490C 42S/830 PSU WB PI5 L1200	25.5 W
10959900	WT490C 42S/840 PSD WB PI5 L1200	26 W
62353800	WT490C 42S/840 PSU WB PI5 L1200	25.5 W
62354500	WT490C 64S/840 PSU WB PI5 L1200	40 W
62355200	WT490C 80S/840 PSU WB PI5 L1200	51 W
62475700	WT490C 64S/840 PSD WB PI5 L1600	39.5 W
62477100	WT490C 64S/840 PSU WB PI5 L1600	40 W
62478800	WT490C 80S/840 PSU WB PI5 L1600	51 W
62479500	WT490C 80S/840 PSD WB PI5 L1600	51 W
62352100	WT490C 23S/840 PSU WB PI5 L700	15.2 W

Controls and Dimming

Order Code	Full Product Name	Dimmable	Embedded control
62357600	WT490C 80S/840 PSU WB PI5 L1800	No	-
62358300	WT490C 100S/840 PSU WB PI5 L1800	No	-
62359000	WT490C 120S/840 PSU WB PI5 L1800	No	-
62578500	WT490C 80S/840 SIA WB IA9 PI5L1800	Yes	Interact SNS410 antenna
62761100	WT495C 80S/840 PSU WB PI5 L1800	No	-
62763500	WT495C 80S/840 PSD WB PI5 L1800	Yes	-
62764200	WT492C 64S/840 PSU WB W5 L1200	No	-
62765900	WT492C 80S/840 PSU WB W5 L1800	No	-
62766600	WT492C 64S/840 PSD WB W5 L1200	Yes	-
62767300	WT492C 80S/840 PSD WB W5 L1800	Yes	-

Order Code	Full Product Name	Dimmable	Embedded control
73290200	WT490C 42S/830 PSU WB PI5 L1200	No	-
10959900	WT490C 42S/840 PSD WB PI5 L1200	Yes	-
62353800	WT490C 42S/840 PSU WB PI5 L1200	No	-
62354500	WT490C 64S/840 PSU WB PI5 L1200	No	-
62355200	WT490C 80S/840 PSU WB PI5 L1200	No	-
62475700	WT490C 64S/840 PSD WB PI5 L1600	Yes	-
62477100	WT490C 64S/840 PSU WB PI5 L1600	No	-
62478800	WT490C 80S/840 PSU WB PI5 L1600	No	-
62479500	WT490C 80S/840 PSD WB PI5 L1600	Yes	-
62352100	WT490C 23S/840 PSU WB PI5 L700	No	-

Mechanical and Housing

Order Code	Full Product Name	Explosion hazard class
62357600	WT490C 80S/840 PSU WB PI5 L1800	-
62358300	WT490C 100S/840 PSU WB PI5 L1800	-
62359000	WT490C 120S/840 PSU WB PI5 L1800	-
62578500	WT490C 80S/840 SIA WB IA9 PI5L1800	-
62761100	WT495C 80S/840 PSU WB PI5 L1800	-
62763500	WT495C 80S/840 PSD WB PI5 L1800	-
62764200	WT492C 64S/840 PSU WB W5 L1200	Zone 2 and 22
62765900	WT492C 80S/840 PSU WB W5 L1800	Zone 2 and 22
62766600	WT492C 64S/840 PSD WB W5 L1200	Zone 2 and 22
62767300	WT492C 80S/840 PSD WB W5 L1800	Zone 2 and 22

Order Code	Full Product Name	Explosion hazard class
73290200	WT490C 42S/830 PSU WB PI5 L1200	-
10959900	WT490C 42S/840 PSD WB PI5 L1200	-
62353800	WT490C 42S/840 PSU WB PI5 L1200	-
62354500	WT490C 64S/840 PSU WB PI5 L1200	-
62355200	WT490C 80S/840 PSU WB PI5 L1200	-
62475700	WT490C 64S/840 PSD WB PI5 L1600	-
62477100	WT490C 64S/840 PSU WB PI5 L1600	-
62478800	WT490C 80S/840 PSU WB PI5 L1600	-
62479500	WT490C 80S/840 PSD WB PI5 L1600	-
62352100	WT490C 23S/840 PSU WB PI5 L700	-

Approval and Application

Order Code	Full Product Name	Ambient temperature range
62357600	WT490C 80S/840 PSU WB PI5 L1800	-25 to +45 °C
62358300	WT490C 100S/840 PSU WB PI5 L1800	-25 to +45 °C

Order Code	Full Product Name	Ambient temperature range
62359000	WT490C 120S/840 PSU WB PI5 L1800	-25 to +45 °C
62578500	WT490C 80S/840 SIA WB IA9 PI5L1800	-25 to +45 °C

Pacific LED Gen5

Order Code	Full Product Name	Ambient temperature range
62761100	WT495C 80S/840 PSU WB PI5 L1800	-35 to +60 °C
62763500	WT495C 80S/840 PSD WB PI5 L1800	-35 to +60 °C
62764200	WT492C 64S/840 PSU WB W5 L1200	-25 to +45 °C
62765900	WT492C 80S/840 PSU WB W5 L1800	-25 to +45 °C
62766600	WT492C 64S/840 PSD WB W5 L1200	-25 to +45 °C
62767300	WT492C 80S/840 PSD WB W5 L1800	-25 to +45 °C
73290200	WT490C 42S/830 PSU WB PI5 L1200	-25 to +45 °C
10959900	WT490C 42S/840 PSD WB PI5 L1200	-25 to +45 °C

Order Code	Full Product Name	Ambient temperature range
62353800	WT490C 42S/840 PSU WB PI5 L1200	-25 to +45 °C
62354500	WT490C 64S/840 PSU WB PI5 L1200	-25 to +45 °C
62355200	WT490C 80S/840 PSU WB PI5 L1200	-25 to +45 °C
62475700	WT490C 64S/840 PSD WB PI5 L1600	-25 to +45 °C
62477100	WT490C 64S/840 PSU WB PI5 L1600	-25 to +45 °C
62478800	WT490C 80S/840 PSU WB PI5 L1600	-25 to +45 °C
62479500	WT490C 80S/840 PSD WB PI5 L1600	-25 to +45 °C
62352100	WT490C 23S/840 PSU WB PI5 L700	-25 to +45 °C

Initial Performance (IEC Compliant)

Order Code	Full Product Name	Initial chromaticity
62357600	WT490C 80S/840 PSU WB PI5 L1800	(0.38, 0.38) SDCM <3
62358300	WT490C 100S/840 PSU WB PI5 L1800	(0.38, 0.38) SDCM <3
62359000	WT490C 120S/840 PSU WB PI5 L1800	(0.38, 0.38) SDCM <3
62578500	WT490C 80S/840 SIA WB IA9 PI5L1800	(0.38, 0.38) SDCM <3
62761100	WT495C 80S/840 PSU WB PI5 L1800	(0.38, 0.38) SDCM <3
62763500	WT495C 80S/840 PSD WB PI5 L1800	(0.38, 0.38) SDCM <3
62764200	WT492C 64S/840 PSU WB W5 L1200	(0.38, 0.38) SDCM <3
62765900	WT492C 80S/840 PSU WB W5 L1800	(0.38, 0.38) SDCM <3
62766600	WT492C 64S/840 PSD WB W5 L1200	(0.38, 0.38) SDCM <3
62767300	WT492C 80S/840 PSD WB W5 L1800	(0.38, 0.38) SDCM <3

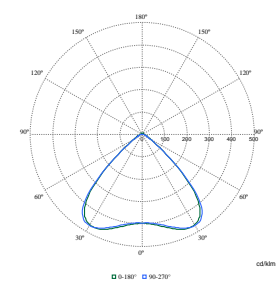
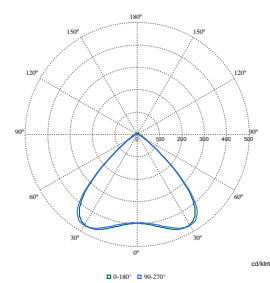
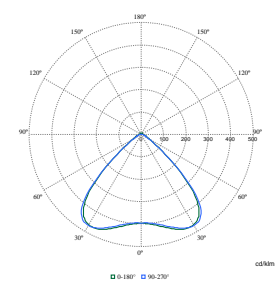
Order Code	Full Product Name	Initial chromaticity
73290200	WT490C 42S/830 PSU WB PI5 L1200	(0.43, 0.40) SDCM <3
10959900	WT490C 42S/840 PSD WB PI5 L1200	(0.38, 0.38) SDCM <3
62353800	WT490C 42S/840 PSU WB PI5 L1200	(0.38, 0.38) SDCM <3
62354500	WT490C 64S/840 PSU WB PI5 L1200	(0.38, 0.38) SDCM <3
62355200	WT490C 80S/840 PSU WB PI5 L1200	(0.38, 0.38) SDCM <3
62475700	WT490C 64S/840 PSD WB PI5 L1600	(0.38, 0.38) SDCM <3
62477100	WT490C 64S/840 PSU WB PI5 L1600	(0.38, 0.38) SDCM <3
62478800	WT490C 80S/840 PSU WB PI5 L1600	(0.38, 0.38) SDCM <3
62479500	WT490C 80S/840 PSD WB PI5 L1600	(0.38, 0.38) SDCM <3
62352100	WT490C 23S/840 PSU WB PI5 L700	(0.38, 0.38) SDCM <3

Product Data

Order Code	Full Product Name	Product family code
62357600	WT490C 80S/840 PSU WB PI5 L1800	WT490C
62358300	WT490C 100S/840 PSU WB PI5 L1800	WT490C
62359000	WT490C 120S/840 PSU WB PI5 L1800	WT490C
62578500	WT490C 80S/840 SIA WB IA9 PI5L1800	WT490C
62761100	WT495C 80S/840 PSU WB PI5 L1800	WT495C
62763500	WT495C 80S/840 PSD WB PI5 L1800	WT495C
62764200	WT492C 64S/840 PSU WB W5 L1200	WT492C
62765900	WT492C 80S/840 PSU WB W5 L1800	WT492C
62766600	WT492C 64S/840 PSD WB W5 L1200	WT492C
62767300	WT492C 80S/840 PSD WB W5 L1800	WT492C

Order Code	Full Product Name	Product family code
73290200	WT490C 42S/830 PSU WB PI5 L1200	WT490C
10959900	WT490C 42S/840 PSD WB PI5 L1200	WT490C
62353800	WT490C 42S/840 PSU WB PI5 L1200	WT490C
62354500	WT490C 64S/840 PSU WB PI5 L1200	WT490C
62355200	WT490C 80S/840 PSU WB PI5 L1200	WT490C
62475700	WT490C 64S/840 PSD WB PI5 L1600	WT490C
62477100	WT490C 64S/840 PSU WB PI5 L1600	WT490C
62478800	WT490C 80S/840 PSU WB PI5 L1600	WT490C
62479500	WT490C 80S/840 PSD WB PI5 L1600	WT490C
62352100	WT490C 23S/840 PSU WB PI5 L700	WT490C

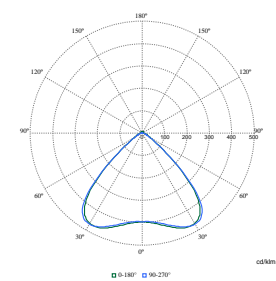
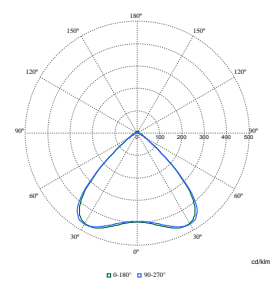
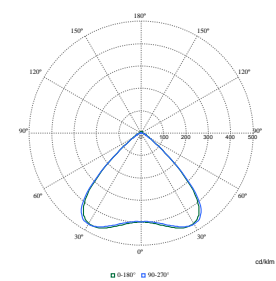
Polar Wide Diagrams



Polar Normal (separate) - WT490CI -
910770229590

Polar Normal (separate) - WT490CI -
910925868292

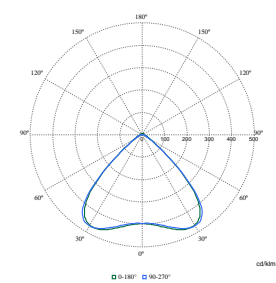
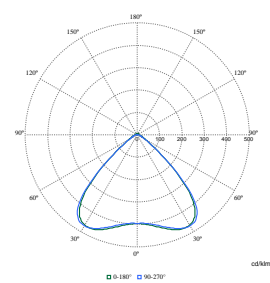
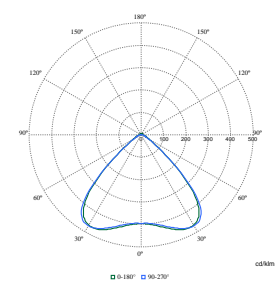
Polar Normal (separate) - WT490CI -
910925868706



Polar Normal (separate) - WT490CI -
910925868288

Polar Normal (separate) - WT490CI -
910925868414

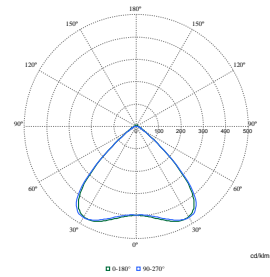
Polar Normal (separate) - WT490CI -
910925868705



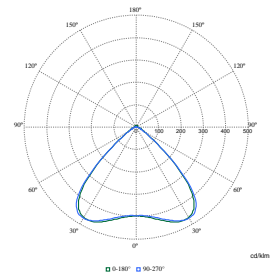
Polar Normal (separate) - WT490CI -
910925868516

Polar Normal (separate) - WT490CI -
910925868701

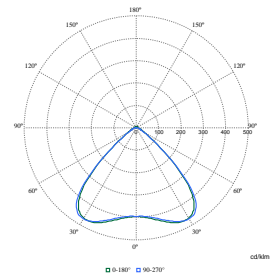
Polar Normal (separate) - WT490CI -
910925868703



Polar Normal (separate) - WT490CI -
910925868289

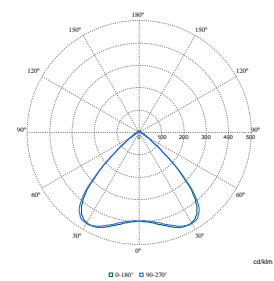


**Polar Normal (separate) - WT490CI -
910925868416**

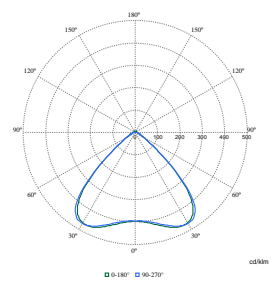


Polar Normal (separate) - WT490CI -
910925868415

Polar Wide Diagrams



Polar Normal (separate) - WT490CI - 910925868704



Polar Normal (separate) - WT490CI - 910925868707

