



Robust, connectable luminaire with outstanding performance.

Pacific LED Gen5

Pacific LED gen5 is an innovative and best-in-class LED waterproof luminaire that is praised for its optimal performance. It meets the demanding requirements of contemporary and harsh industries. It is a very robust, compact and reliable luminaire with excellent quality of light. With a high degree of mechanical (IK08), water and dust protection (IP66), combined with proven chemical resistance, the Pacific LED gen5 can perfectly withstand the harsh conditions of the automotive, food and heavy industries. But it also performs well in parking garages and warehouses. Pacific LED gen5 luminaires provide superior, artefact-free light quality and homogeneous light, offered with multiple optics and broad range of light outputs (up to 15,000 lm). This ensures more flexibility in optimized light scheme planning. They are also designed with a circular approach, which means these fully-serviceable luminaires can be upgraded to extend their overall lifecycle. The luminaires stand out because of their quick and easy installation that facilitates through wiring and various connection and mounting options. But also, because of their attractive TCO, energy efficiency, and ease of maintenance – with minimum of disruption to operations in demanding applications. To make the Pacific LED gen5 even more complete, system integration with Interact Industry opens up additional opportunities for optimized efficiency, energy savings, improved light management, productivity, and safety. Making it future proof in every aspect. Discover Pacific LED gen5. Optimal performance for demanding environments.

Pacific LED Gen5

Benefits

- Long service life offering peace of mind on your lighting installation.
- Suitable for your industrial application due to wide coverage including food production, heavy and chemical industries, automotive, parking garages and warehousing.
- Lowers your maintenance investments due to easy servicing and parts replacements with a modular approach.
- Can be integrated into an Interact connected lighting installation to optimize your operations and maximize energy saving and insights.

Features

- Highly energy efficient and long lifetime: up to 160 lm/W and lifetime up to 100,000 hrs L80.
- Wide application coverage with extensive lumen output (up to 15000 lumen) and optics choice, combined with high quality chemical-resistant materials.
- Robust and compact product architecture, with high water and dust protection (IP66), combined with a high degree of mechanical protection (IK08).
- High uniformity, glare control and artefact-free light distributions.
- Hassle-free installation and maintenance.

Application

- Food Processing
- Parking Garages
- Manufacturing
- Warehouses/distribution centers

Warnings and Safety

- UV radiation will damage the material over time resulting in loss of waterproof sealing and IP66 rating.
- Do not install the luminaire in locations where it will be exposed to direct sunlight.

Versions



Pacific LED gen5, L1200



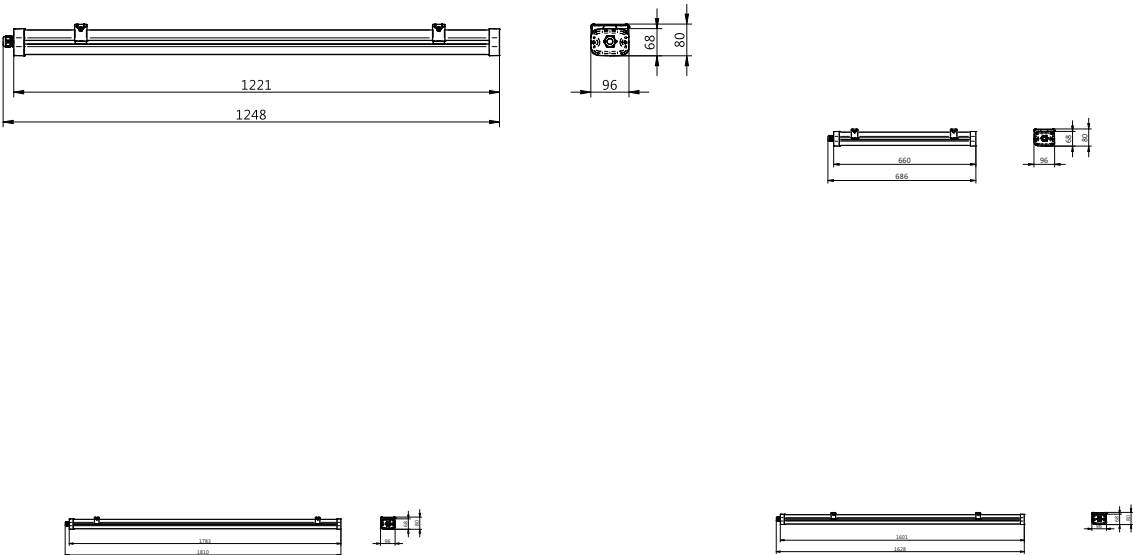
Pacific LED gen5, L1600



Pacific LED gen5, L700

Pacific LED Gen5

Dimensional drawing



Product details



Pacific LED gen5 with push in 5-pole (PI5) connecto

Pacific LED Gen5

General Information	
Driver included	Yes
Light source replaceable	Yes
Number of gear units	1 unit
Service tag	Yes
Light Technical	
Correlated Color Temperature (Nom)	4000 K
Color rendering index (CRI)	>80
Optic type	Wide beam
Operating and Electrical	
Protection class IEC	Safety class I
Input Voltage	220 to 240 V
Line Frequency	50 to 60 Hz
Suitable for random switching	No
Mechanical and Housing	
Housing Color	White
Mech. impact protection code	IK08
Ingress protection code	IP66
Approval and Application	
CE mark	Yes
ENEC mark	ENEC plus mark
Flammability mark	For mounting on easily flammable surfaces
Glow-wire test	Temperature 850 °C, duration 30 s
Flickering value (PstLM) - Flickering value as per EN 61000-3-3	1
Stroboscopic effect visibility measure (SVM)	0.4
Initial Performance (IEC Compliant)	
Initial chromaticity	(0.38, 0.38) SDCM <3
Luminous flux tolerance	+/-7%
Product Data	
Product family code	WT490C

Light Technical

Order Code	Full Product Name	Luminous Efficacy (rated) (Nom)	Luminous Flux
910925867734	WT490C 80S/840 PSU WB ELP3 PI5 L1800	154 lm/W	8,000 lm
910925867740	WT490C 100S/840 PSD WB PI5 L1800	161 lm/W	10,000 lm
910925867741	WT490C 120S/840 PSD WB PI5 L1800	158 lm/W	12,000 lm
910925868293	WT490C 100S/840 PSU WB PI5 L1800	161 lm/W	10,000 lm
910925868294	WT490C 120S/840 PSU WB PI5 L1800	158 lm/W	12,000 lm
910925867704	WT490C 42S/840 PSD WB PI5 L1200	162 lm/W	4,200 lm
910925867710	WT490C 64S/840 PSU WB ELP3 PI5 L1200	146 lm/W	6,400 lm
910925867712	WT490C 64S/840 PSD WB PI5 L1200	162 lm/W	6,400 lm
910925867723	WT490C 80S/840 PSU WB ELP3 PI5 L1200	146 lm/W	8,000 lm
910925867724	WT490C 80S/840 PSD WB PI5 L1200	157 lm/W	8,000 lm
910925868288	WT490C 42S/840 PSU WB PI5 L1200	165 lm/W	4,200 lm
910925868289	WT490C 64S/840 PSU WB PI5 L1200	160 lm/W	6,400 lm
910925868412	WT490C 64S/840 PSD WB PI5 L1600	162 lm/W	6,400 lm
910925868416	WT490C 80S/840 PSD WB PI5 L1600	157 lm/W	8,000 lm
910925867703	WT490C 23S/840 PSD WB PI5 L700	160 lm/W	2,300 lm
910925868287	WT490C 23S/840 PSU WB PI5 L700	151 lm/W	2,300 lm

Operating and Electrical

Order Code	Full Product Name	Power Consumption	Order Code	Full Product Name	Power Consumption
910925867734	WT490C 80S/840 PSU WB ELP3 PI5 L1800	52 W	910925867712	WT490C 64S/840 PSD WB PI5 L1200	39.5 W
910925867740	WT490C 100S/840 PSD WB PI5 L1800	62 W	910925867723	WT490C 80S/840 PSU WB ELP3 PI5 L1200	55 W
910925867741	WT490C 120S/840 PSD WB PI5 L1800	76 W	910925867724	WT490C 80S/840 PSD WB PI5 L1200	51 W
910925868293	WT490C 100S/840 PSU WB PI5 L1800	62 W	910925868288	WT490C 42S/840 PSU WB PI5 L1200	25.5 W
910925868294	WT490C 120S/840 PSU WB PI5 L1800	76 W	910925868289	WT490C 64S/840 PSU WB PI5 L1200	40 W
910925867704	WT490C 42S/840 PSD WB PI5 L1200	26 W	910925868412	WT490C 64S/840 PSD WB PI5 L1600	39.5 W
910925867710	WT490C 64S/840 PSU WB ELP3 PI5 L1200	44 W	910925868416	WT490C 80S/840 PSD WB PI5 L1600	51 W

Pacific LED Gen5

Order Code	Full Product Name	Power Consumption
910925867703	WT490C 23S/840 PSD WB PI5 L700	14.4 W

Order Code	Full Product Name	Power Consumption
910925868287	WT490C 23S/840 PSU WB PI5 L700	15.2 W

Controls and Dimming

Order Code	Full Product Name	Dimmable
910925867734	WT490C 80S/840 PSU WB ELP3 PI5 L1800	No
910925867740	WT490C 100S/840 PSD WB PI5 L1800	Yes
910925867741	WT490C 120S/840 PSD WB PI5 L1800	Yes
910925868293	WT490C 100S/840 PSU WB PI5 L1800	No
910925868294	WT490C 120S/840 PSU WB PI5 L1800	No
910925867704	WT490C 42S/840 PSD WB PI5 L1200	Yes
910925867710	WT490C 64S/840 PSU WB ELP3 PI5 L1200	No
910925867712	WT490C 64S/840 PSD WB PI5 L1200	Yes

Order Code	Full Product Name	Dimmable
910925867723	WT490C 80S/840 PSU WB ELP3 PI5 L1200	No
910925867724	WT490C 80S/840 PSD WB PI5 L1200	Yes
910925868288	WT490C 42S/840 PSU WB PI5 L1200	No
910925868289	WT490C 64S/840 PSU WB PI5 L1200	No
910925868412	WT490C 64S/840 PSD WB PI5 L1600	Yes
910925868416	WT490C 80S/840 PSD WB PI5 L1600	Yes
910925867703	WT490C 23S/840 PSD WB PI5 L700	Yes
910925868287	WT490C 23S/840 PSU WB PI5 L700	No

Emergency Operation

Order Code	Full Product Name	Central Emergency	Emergency lighting	Rated duration of the emergency lighting (when fully charged)
910925867734	WT490C 80S/840 PSU WB ELP3 PI5 L1800	No	Emergency lighting 3 hours duration Pro version	3 h
910925867740	WT490C 100S/840 PSD WB PI5 L1800	-	-	-
910925867741	WT490C 120S/840 PSD WB PI5 L1800	-	-	-
910925868293	WT490C 100S/840 PSU WB PI5 L1800	-	-	-
910925868294	WT490C 120S/840 PSU WB PI5 L1800	-	-	-
910925867704	WT490C 42S/840 PSD WB PI5 L1200	-	-	-
910925867710	WT490C 64S/840 PSU WB ELP3 PI5 L1200	No	Emergency lighting 3 hours duration Pro version	3 h
910925867712	WT490C 64S/840 PSD WB PI5 L1200	-	-	-

Order Code	Full Product Name	Central Emergency	Emergency lighting	Rated duration of the emergency lighting (when fully charged)
910925867723	WT490C 80S/840 PSU WB ELP3 PI5 L1200	No	Emergency lighting 3 hours duration Pro version	3 h
910925867724	WT490C 80S/840 PSD WB PI5 L1200	-	-	-
910925868288	WT490C 42S/840 PSU WB PI5 L1200	-	-	-
910925868289	WT490C 64S/840 PSU WB PI5 L1200	-	-	-
910925868412	WT490C 64S/840 PSD WB PI5 L1600	-	-	-
910925868416	WT490C 80S/840 PSD WB PI5 L1600	-	-	-
910925867703	WT490C 23S/840 PSD WB PI5 L700	-	-	-
910925868287	WT490C 23S/840 PSU WB PI5 L700	-	-	-

Approval and Application

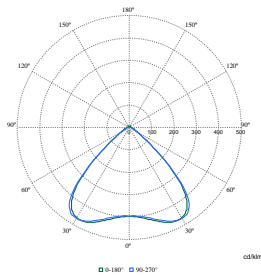
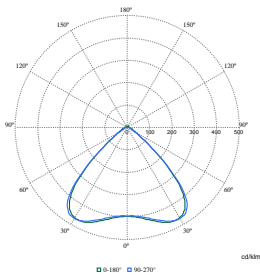
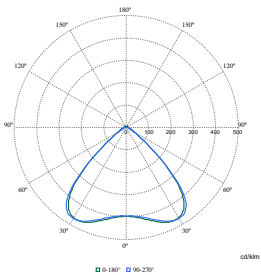
Order Code	Full Product Name	Ambient temperature range
910925867734	WT490C 80S/840 PSU WB ELP3 PI5 L1800	0 to +30 °C
910925867740	WT490C 100S/840 PSD WB PI5 L1800	-25 to +45 °C
910925867741	WT490C 120S/840 PSD WB PI5 L1800	-25 to +45 °C
910925868293	WT490C 100S/840 PSU WB PI5 L1800	-25 to +45 °C

Order Code	Full Product Name	Ambient temperature range
910925868294	WT490C 120S/840 PSU WB PI5 L1800	-25 to +45 °C
910925867704	WT490C 42S/840 PSD WB PI5 L1200	-25 to +45 °C
910925867710	WT490C 64S/840 PSU WB ELP3 PI5 L1200	0 to +40 °C
910925867712	WT490C 64S/840 PSD WB PI5 L1200	-25 to +45 °C

Order Code	Full Product Name	Ambient temperature range
910925867723	WT490C 80S/840 PSU WB ELP3 PI5 L1200	0 to +30 °C
910925867724	WT490C 80S/840 PSD WB PI5 L1200	-25 to +45 °C
910925868288	WT490C 42S/840 PSU WB PI5 L1200	-25 to +45 °C
910925868289	WT490C 64S/840 PSU WB PI5 L1200	-25 to +45 °C

Order Code	Full Product Name	Ambient temperature range
910925868412	WT490C 64S/840 PSD WB PI5 L1600	-25 to +45 °C
910925868416	WT490C 80S/840 PSD WB PI5 L1600	-25 to +45 °C
910925867703	WT490C 23S/840 PSD WB PI5 L700	-25 to +45 °C
910925868287	WT490C 23S/840 PSU WB PI5 L700	-25 to +45 °C

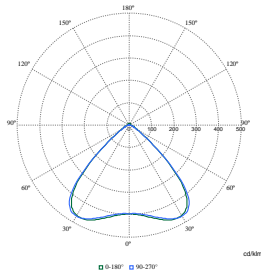
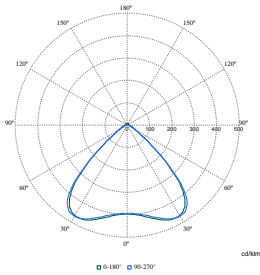
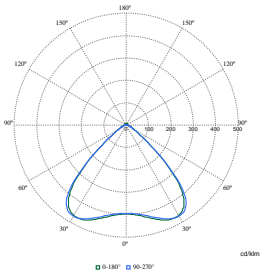
Polar Wide Diagrams



Polar Normal (separate) - WT490CI - 910925868288

Polar Normal (separate) - WT490CI - 910925867704

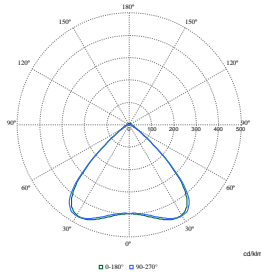
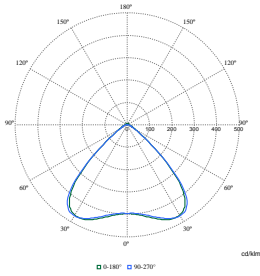
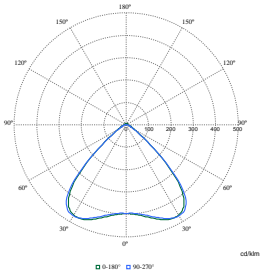
Polar Normal (separate) - WT490CI - 910925867723



Polar Normal (separate) - WT490CI - 910925867712

Polar Normal (separate) - WT490CI - 910925867724

Polar Normal (separate) - WT490CI - 910925867734

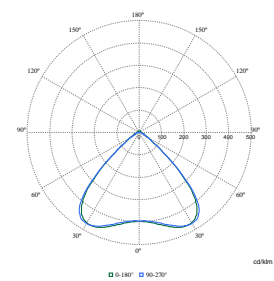


Polar Normal (separate) - WT490CI - 910925868287

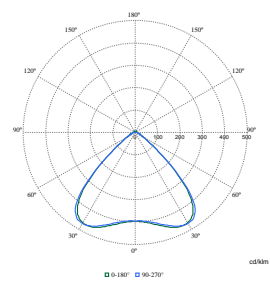
Polar Normal (separate) - WT490CI - 910925868289

Polar Normal (separate) - WT490CI - 910925868412

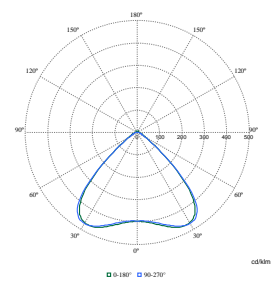
Polar Wide Diagrams



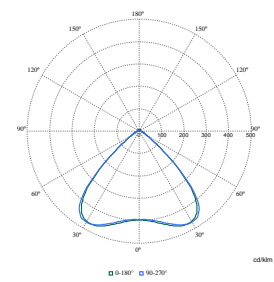
Polar Normal (separate) - WT490CI - 910925868416



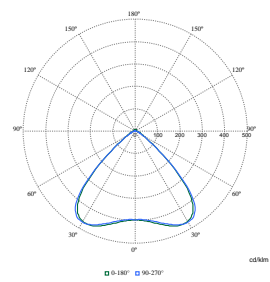
Polar Normal (separate) - WT490CI - 910925867703



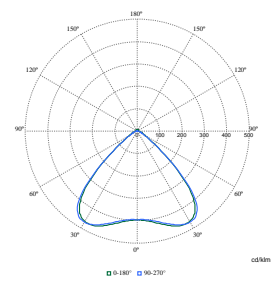
Polar Normal (separate) - WT490CI - 910925867710



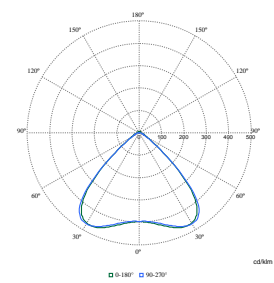
Polar Normal (separate) - WT490CI - 910925867741



Polar Normal (separate) - WT490CI - 910925867740



Polar Normal (separate) - WT490CI - 910925868294



Polar Normal (separate) - WT490CI - 910925868293

