



# Switch light settings without switching spots

## SceneSwitch LED spot

Some situations call for cool light, others benefit from the ambience of a warm, cosy glow. With Philips SceneSwitch LEDspot, you can have different light settings from just one spot. And you don't need a dimmer! Optimise your lighting for relaxing, hobbies, recreation or working. Simply at the flick of a switch. And that's your existing switch! No extra installation is required.

### Benefits

- Create your own scene with one lamp simply using your existing light switch
- No dimmer or additional installation needed
- Auto memory: recall your last setting automatically

### Features

- Multiple light settings in one lamp
- Plug and play
- Built-in memory chip

### Application

- Indoor applications in open luminaires (with an open/free air gap of min. 10 mm)
- Accent and general lighting (e.g. hotels, shops and offices)

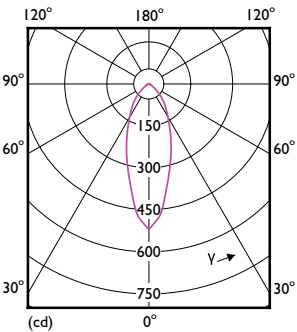
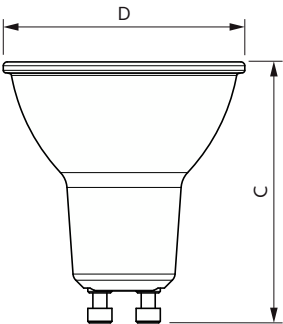
# SceneSwitch LED spot

## Versions



CorePro LEDspot MV 25W GU10 830 36D

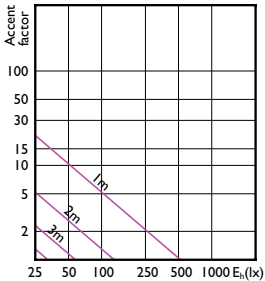
## Dimensional drawing



Product	D	C
LED SSW 50W GU10 WW 36D RF ND SRT4	50 mm	54 mm

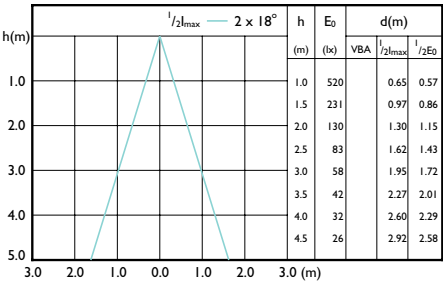
SceneSwitch LED spot

Accent Diagrams



Accent Diagram - LED SSW 50W GU10 WW 36D  
RF ND SRT4

Beam Diagrams



Beam diagram - LED SSW 50W GU10 WW 36D  
RF ND SRT4

