



Strong performance spot light for retrofit MR16 halogen spots

MASTER LED spot LV

Delivering intense accent beam, MASTER LEDspot LV is an ideal retrofit solution for spot lighting. MASTER LEDspot LV is designed to replace halogen or incandescent spots. It realizes natural colors, enables cozy and comfortable ambience for residential, hospitality and emphasizes the beauty of merchandise in retail. New smaller housing provides perfect fitting with majority of luminaires in a market with a MR16 GU 5.3 holder. It not only employs Philips' patented solution to guarantee the broadest possible compatibility with standard 12V halogen electronic transformers, it also delivers high beam intensity which is equivalent to halogen MR16 spots. The dimming function enables to create the desired atmosphere and it works with broad selection of dimmers. Its high SDCM ensure stricter color consistency, that is maintained over product life. MASTER LEDspot LV delivers huge energy savings and minimizes maintenance cost without any compromise on light quality and lifetime, enabling residential and business owners to achieve a return on their investment within short period time.

Benefits

- High intensity of beam for accent lighting in professional applications
- Strong brightness maintained over time
- More natural colors realised for cozy ambience for hospitality and better merchandise display in retail application

MASTER LED spot LV

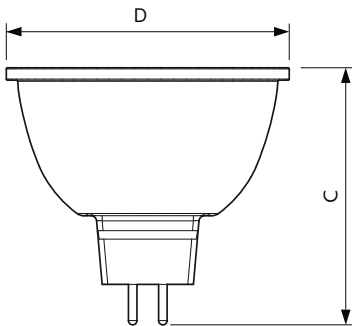
Features

- High intensity of beam equivalent to halogen spots
- Better color realisation with high CRI value, and strong color consistency over time
- Clearly defined beam spread for accent lighting
- Compatible with an extensive range of transformers and smooth dimming for dimmable products
- High lumen maintenance with long lifetime up to 40,000 hours

Application

- Home: Living room, bed room, hall way
- Hospitality: Hotel guest room, corridors, lobby, reception area, restaurant, bars, cafes
- Retail: Exhibitions, display cabinets, shops, dressing room, check out area

Dimensional drawing



Product	D	C
MASTER LED 6.5-50W 927 MR16 24D Dim	50 mm	
MASTER LED 6.5-50W 927 MR16 36D Dim	50 mm	
MASTER LED 6.5-50W 927 MR16 60D Dim	50 mm	46.5 mm
MASTER LED 6.5-50W 930 MR16 24D Dim	50 mm	46.5 mm
MASTER LED 6.5-50W 930 MR16 36D Dim	50 mm	46.5 mm
MASTER LED 6.5-50W 930 MR16 60D Dim	50 mm	46.5 mm
MASTER LED 6.5-50W 940 MR16 24D Dim	50 mm	46.5 mm
MASTER LED 6.5-50W 940 MR16 36D Dim	50 mm	46.5 mm
MASTER LED 6.5-50W 940 MR16 60D Dim	50 mm	46.5 mm
MASTER LED 7.5-50W+ 827 MR16 36D Dim	50 mm	46.5 mm
MASTER LED 7.5-50W+ 830 MR16 36D Dim	50 mm	46.5 mm

MASTER LED spot LV

General Information	
Cap-Base	GU5.3
Switching Cycle	50,000
Nominal lifetime	40,000 hour(s)
Light Technical	
LLMF At End Of Nominal Lifetime (Nom)	70 %
Operating and Electrical	
Input Frequency	- Hz
Line Frequency	- Hz
Starting Time (Nom)	0.5 s
Wattage Equivalent	50 W
Controls and Dimming	
Dimmable	Only with specific dimmers
Mechanical and Housing	
Bulb Shape	MR16
Approval and Application	
Ambient temperature range	-20 to +45 °C

Light Technical (1/2)

Order Code	Full Product Name	Beam Angle (Nom)	Correlated Color Temperature (Nom)	Color rendering index (CRI)	Color Code
35775400	MASTER LED 6.5-50W 927 MR16 24D Dim	24 degree(s)	2700 K	90	927
35779200	MASTER LED 6.5-50W 930 MR16 24D Dim	24 degree(s)	3000 K	90	930
35783900	MASTER LED 6.5-50W 940 MR16 24D Dim	24 degree(s)	4000 K	90	940
35787700	MASTER LED 6.5-50W 927 MR16 36D Dim	36 degree(s)	2700 K	90	927
35791400	MASTER LED 6.5-50W 930 MR16 36D Dim	36 degree(s)	3000 K	90	930
35795200	MASTER LED 6.5-50W 940 MR16 36D Dim	36 degree(s)	4000 K	90	940
35809600	MASTER LED 7.5-50W+ 827 MR16 36D Dim	36 degree(s)	2700 K	80	827
35811900	MASTER LED 7.5-50W+ 830 MR16 36D Dim	36 degree(s)	3000 K	80	830
35799000	MASTER LED 6.5-50W 927 MR16 60D Dim	60 degree(s)	2700 K	90	927
35801000	MASTER LED 6.5-50W 930 MR16 60D Dim	60 degree(s)	3000 K	90	930
35803400	MASTER LED 6.5-50W 940 MR16 60D Dim	60 degree(s)	4000 K	90	940

Light Technical (2/2)

Order Code	Full Product Name	Luminous Flux	Luminous Intensity (Nom)	Order Code	Full Product Name	Luminous Flux	Luminous Intensity (Nom)
35775400	MASTER LED 6.5-50W 927 MR16 24D Dim	500 lm	2,800 cd	35809600	MASTER LED 7.5-50W+ 827 MR16 36D Dim	660 lm	1,700 cd
35779200	MASTER LED 6.5-50W 930 MR16 24D Dim	500 lm	2,800 cd	35811900	MASTER LED 7.5-50W+ 830 MR16 36D Dim	660 lm	1,700 cd
35783900	MASTER LED 6.5-50W 940 MR16 24D Dim	530 lm	3,400 cd	35799000	MASTER LED 6.5-50W 927 MR16 60D Dim	500 lm	500 cd
35787700	MASTER LED 6.5-50W 927 MR16 36D Dim	500 lm	1,400 cd	35801000	MASTER LED 6.5-50W 930 MR16 60D Dim	500 lm	500 cd
35791400	MASTER LED 6.5-50W 930 MR16 36D Dim	500 lm	1,600 cd	35803400	MASTER LED 6.5-50W 940 MR16 60D Dim	530 lm	550 cd
35795200	MASTER LED 6.5-50W 940 MR16 36D Dim	530 lm	1,600 cd				

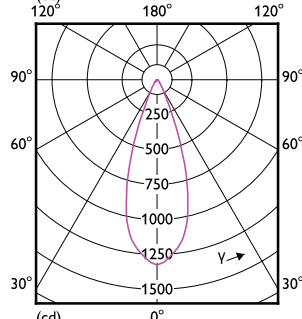
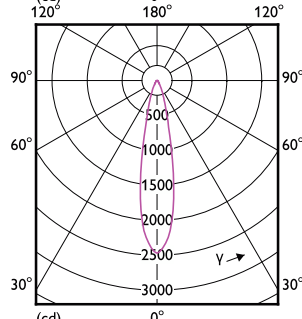
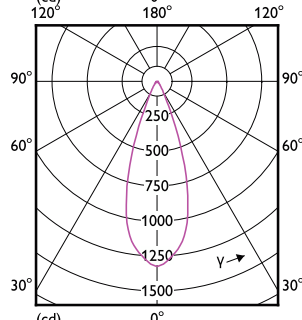
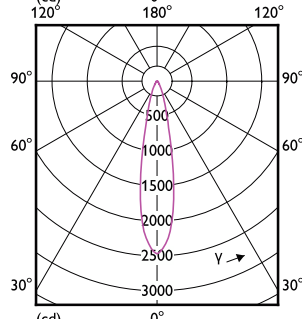
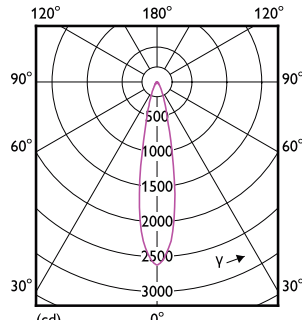
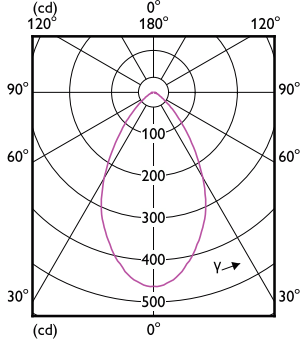
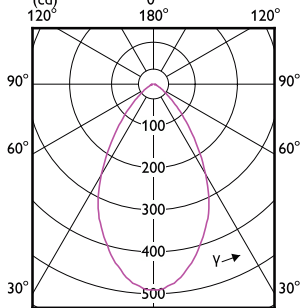
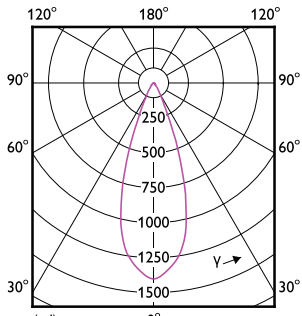
Operating and Electrical

Order Code	Full Product Name	Power Consumption	Order Code	Full Product Name	Power Consumption
35775400	MASTER LED 6.5-50W 927 MR16 24D Dim	6.5 W	35809600	MASTER LED 7.5-50W+ 827 MR16 36D Dim	7.5 W
35779200	MASTER LED 6.5-50W 930 MR16 24D Dim	6.5 W	35811900	MASTER LED 7.5-50W+ 830 MR16 36D Dim	7.5 W
35783900	MASTER LED 6.5-50W 940 MR16 24D Dim	6.5 W	35799000	MASTER LED 6.5-50W 927 MR16 60D Dim	6.5 W
35787700	MASTER LED 6.5-50W 927 MR16 36D Dim	6.5 W	35801000	MASTER LED 6.5-50W 930 MR16 60D Dim	6.5 W
35791400	MASTER LED 6.5-50W 930 MR16 36D Dim	6.5 W	35803400	MASTER LED 6.5-50W 940 MR16 60D Dim	6.5 W
35795200	MASTER LED 6.5-50W 940 MR16 36D Dim	6.5 W			

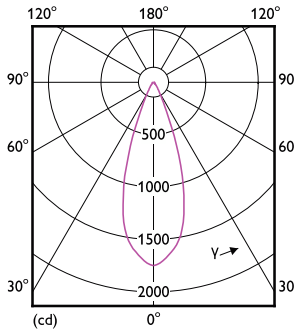
MASTER LED spot LV

Temperature

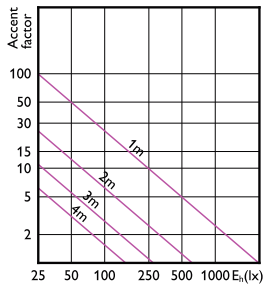
Order Code	Full Product Name	T-Case Maximum (Nom)
35775400	MASTER LED 6.5-50W 927 MR16 24D Dim	90 °C
35779200	MASTER LED 6.5-50W 930 MR16 24D Dim	90 °C
35783900	MASTER LED 6.5-50W 940 MR16 24D Dim	90 °C
35787700	MASTER LED 6.5-50W 927 MR16 36D Dim	90 °C
35791400	MASTER LED 6.5-50W 930 MR16 36D Dim	90 °C
35795200	MASTER LED 6.5-50W 940 MR16 36D Dim	90 °C
35809600	MASTER LED 7.5-50W+ 827 MR16 36D Dim	93 °C
35811900	MASTER LED 7.5-50W+ 830 MR16 36D Dim	93 °C
35799000	MASTER LED 6.5-50W 927 MR16 60D Dim	90 °C
35801000	MASTER LED 6.5-50W 930 MR16 60D Dim	90 °C
35803400	MASTER LED 6.5-50W 940 MR16 60D Dim	90 °C



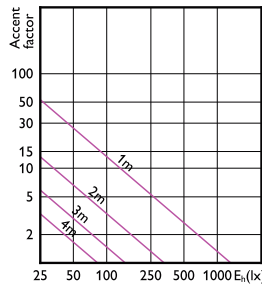
MASTER LED spot LV



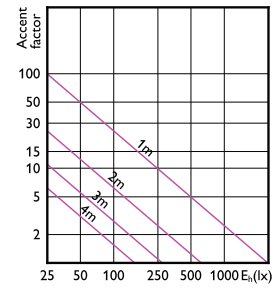
Accent Diagrams



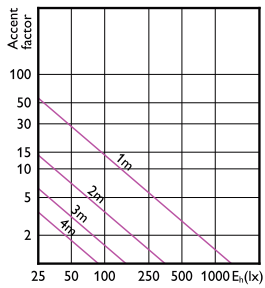
Accent Diagram - MASTER LED 6.5-50W 930
MR16 24D Dim



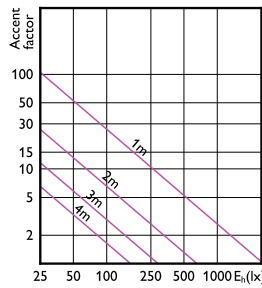
Accent Diagram - MASTER LED 6.5-50W 930
MR16 36D Dim



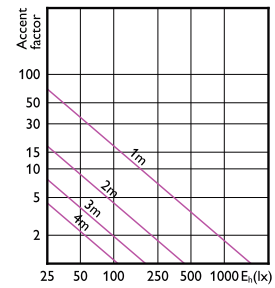
Accent Diagram - MASTER LED 6.5-50W 927
MR16 24D Dim



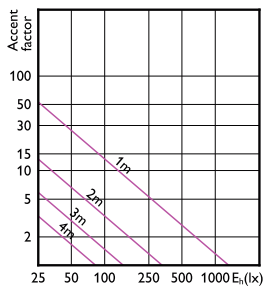
Accent Diagram - MASTER LED 6.5-50W 940
MR16 36D Dim



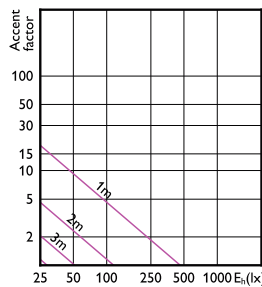
Accent Diagram - MASTER LED 6.5-50W 940
MR16 24D Dim



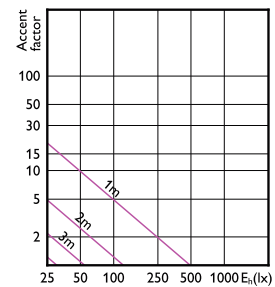
Accent Diagram - MASTER LED 7.5-50W+ 827
MR16 36D Dim



Accent Diagram - MASTER LED 6.5-50W 927
MR16 36D Dim



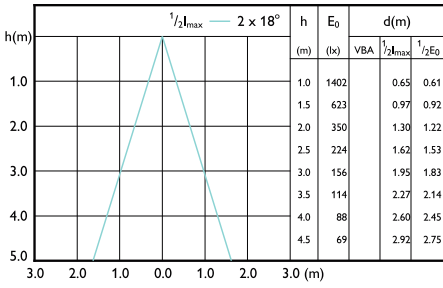
Accent Diagram - MASTER LED 6.5-50W 930
MR16 60D Dim



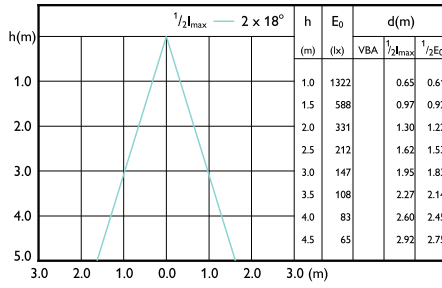
Accent Diagram - MASTER LED 6.5-50W 940
MR16 60D Dim

MASTER LED spot LV

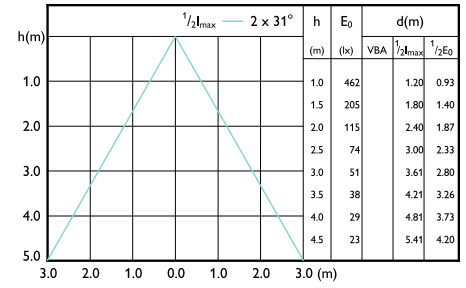
Beam Diagrams



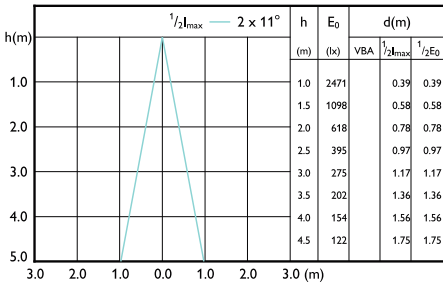
Beam diagram - MASTER LED 6.5-50W 940
MR16 36D Dim



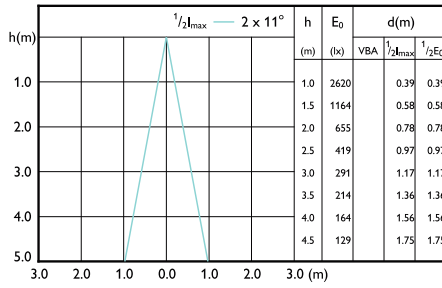
Beam diagram - MASTER LED 6.5-50W 930
MR16 36D Dim



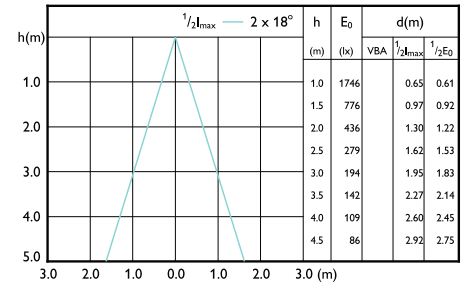
Beam diagram - MASTER LED 6.5-50W 930
MR16 60D Dim



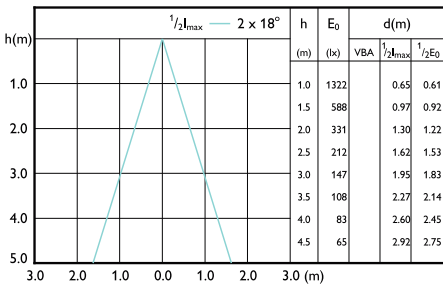
Beam diagram - MASTER LED 6.5-50W 927
MR16 24D Dim



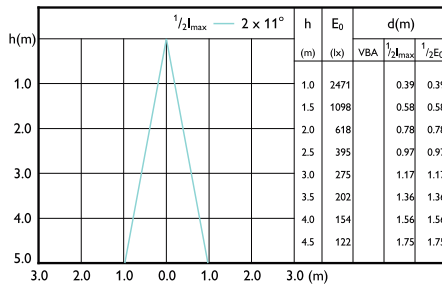
Beam diagram - MASTER LED 6.5-50W 940
MR16 24D Dim



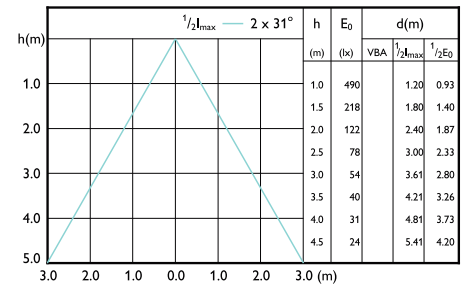
Beam diagram - MASTER LED 7.5-50W+ 827
MR16 36D Dim



Beam diagram - MASTER LED 6.5-50W 927
MR16 36D Dim



Beam diagram - MASTER LED 6.5-50W 930
MR16 24D Dim



Beam diagram - MASTER LED 6.5-50W 940
MR16 60D Dim

MASTER LED spot LV

