



Strong performance spot light for retrofit MR16 halogen spots

MASTER LED spot LV

Delivering intense accent beam, MASTER LEDspot LV is an ideal retrofit solution for spot lighting. MASTER LEDspot LV is designed to replace halogen or incandescent spots. It realizes natural colors, enables cozy and comfortable ambience for residential, hospitality and emphasizes the beauty of merchandise in retail. New smaller housing provides perfect fitting with majority of luminaires in a market with a MR16 GU 5.3 holder. It not only employs Philips' patented solution to guarantee the broadest possible compatibility with standard 12V halogen electronic transformers, it also delivers high beam intensity which is equivalent to halogen MR16 spots. The dimming function enables to create the desired atmosphere and it works with broad selection of dimmers. Its high SDCM ensure stricter color consistency, that is maintained over product life. MASTER LEDspot LV delivers huge energy savings and minimizes maintenance cost without any compromise on light quality and lifetime, enabling residential and business owners to achieve a return on their investment within short period time.

Benefits

- High intensity of beam for accent lighting in professional applications
- Strong brightness maintained over time
- More natural colors realised for cozy ambience for hospitality and better merchandise display in retail application

MASTER LED spot LV

Features

- High intensity of beam equivalent to halogen spots
- Better color realisation with high CRI value, and strong color consistency over time
- Clearly defined beam spread for accent lighting
- Compatible with an extensive range of transformers and smooth dimming for dimmable products
- High lumen maintenance with long lifetime up to 40,000 hours

Application

- Home: Living room, bed room, hall way
- Hospitality: Hotel guest room, corridors, lobby, reception area, restaurant, bars, cafes
- Retail: Exhibitions, display cabinets, shops, dressing room, check out area

Versions



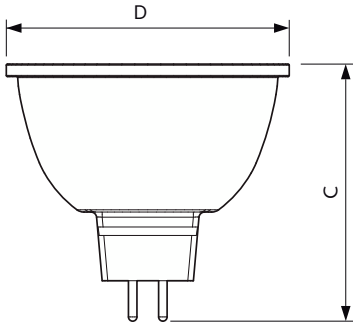
7-50W GU5-3 MR16



LEDspots GMGC 1 MR16 GU5,3 1

MASTER LED spot LV

Dimensional drawing



| Product | D | C |
|---|---------|---------|
| 7MR16/LED/827/F25/DIM 12V 10/1FB | 50 mm | 46.5 mm |
| 7MR16/LED/827/F35/DIM 12V 10/1FB | 50 mm | 46.5 mm |
| 7MR16/LED/830/F25/DIM 12V 10/1FB | 50 mm | 46.5 mm |
| 7MR16/LED/830/F35/DIM 12V 10/1FB | 50 mm | 46.5 mm |
| 8MR16/LED/827/F25/DIM 12V 10/1FB | 50 mm | 46.5 mm |
| 8MR16/LED/827/F35/DIM 12V 10/1FB | 50 mm | 46.5 mm |
| 8MR16/LED/830/F25/DIM 12V 10/1FB | 50 mm | 46.5 mm |
| 8MR16/LED/830/F35/DIM 12V 10/1FB | 50 mm | 46.5 mm |
| 8MR16/LED/840/F35/DIM 12V 10/1FB | 50 mm | 46.5 mm |
| MAS LEDspotLV D 7.5-50W 927 MR16 24D | 50 mm | 45.5 mm |
| MAS LEDspotLV D 7.5-50W 927 MR16 36D | 50 mm | 45.5 mm |
| MAS LEDspotLV D 7.5-50W 930 MR16 24D | 50 mm | 45.5 mm |
| MAS LEDspotLV D 7.5-50W 930 MR16 36D | 50 mm | 45.5 mm |
| MAS LEDspotLV D 7.5-50W 940 MR16 36D | 50 mm | 45.5 mm |
| MASTER LED 6.5-50W 927 MR16 10D Dim | 50 mm | 46.5 mm |
| MASTER LED 6.5-50W 927 MR16 24D CN | 50.5 mm | 46.5 mm |
| MASTER LED 6.5-50W 927 MR16 24D Dim | 50 mm | |
| MASTER LED 6.5-50W 927 MR16 24D Dim CN | 50 mm | |
| MASTER LED 6.5-50W 927 MR16 36D CN | 50.5 mm | 46.5 mm |
| MASTER LED 6.5-50W 927 MR16 36D Dim | 50 mm | |
| MASTER LED 6.5-50W 927 MR16 36D Dim CN | 50 mm | |
| MASTER LED 6.5-50W 927 MR16 60D Dim | 50 mm | 46.5 mm |
| MASTER LED 6.5-50W 930 MR16 10D Dim | 50 mm | 46.5 mm |
| MASTER LED 6.5-50W 930 MR16 10D Dim CN | 50 mm | 46.5 mm |
| MASTER LED 6.5-50W 930 MR16 24D CN | 50.5 mm | 46.5 mm |
| MASTER LED 6.5-50W 930 MR16 24D Dim | 50 mm | 46.5 mm |
| MASTER LED 6.5-50W 930 MR16 24D Dim CN | 50 mm | 46.5 mm |
| MASTER LED 6.5-50W 930 MR16 24D ND | 50.5 mm | 46.5 mm |
| MASTER LED 6.5-50W 930 MR16 36D CN | 50.5 mm | 46.5 mm |
| MASTER LED 6.5-50W 930 MR16 36D Dim | 50 mm | 46.5 mm |
| MASTER LED 6.5-50W 930 MR16 36D Dim CN | 50 mm | 46.5 mm |
| MASTER LED 6.5-50W 930 MR16 36D ND | 50.5 mm | 46.5 mm |
| MASTER LED 6.5-50W 930 MR16 60D Dim | 50 mm | 46.5 mm |
| MASTER LED 6.5-50W 940 MR16 24D Dim | 50 mm | 46.5 mm |
| MASTER LED 6.5-50W 940 MR16 24D Dim CN | 50 mm | 46.5 mm |
| MASTER LED 6.5-50W 940 MR16 36D Dim | 50 mm | 46.5 mm |
| MASTER LED 6.5-50W 940 MR16 36D Dim CN | 50 mm | 46.5 mm |
| MASTER LED 6.5-50W 940 MR16 60D Dim | 50 mm | 46.5 mm |
| MASTER LED 7.5-50W+ 827 MR16 24D Dim CN | 50 mm | 46.5 mm |
| MASTER LED 7.5-50W+ 827 MR16 36D Dim | 50 mm | 46.5 mm |
| MASTER LED 7.5-50W+ 827 MR16 36D Dim CN | 50 mm | 46.5 mm |
| MASTER LED 7.5-50W+ 830 MR16 24D Dim CN | 50 mm | 46.5 mm |
| MASTER LED 7.5-50W+ 830 MR16 36D Dim | 50 mm | 46.5 mm |
| MASTER LED 7.5-50W+ 830 MR16 36D Dim CN | 50 mm | 46.5 mm |
| MASTER LED 8-50W+ 827 MR16 36D Dim | 50 mm | 46.5 mm |

MASTER LED spot LV

| General Information | |
|---------------------------------------|--------|
| Cap-Base | GU5.3 |
| Switching Cycle | 50,000 |
| Light Technical | |
| LLMF At End Of Nominal Lifetime (Nom) | 70 % |
| Operating and Electrical | |
| Input Frequency | - Hz |
| Line Frequency | - Hz |
| Starting Time (Nom) | 0.5 s |
| Mechanical and Housing | |
| Bulb Shape | MR16 |

General Information

| Order Code | Full Product Name | Nominal lifetime | Order Code | Full Product Name | Nominal lifetime |
|--------------|---|------------------|--------------|---|------------------|
| 929001881910 | MASTER LED 6.5-50W 927 MR16 24D CN | 40,000 hour(s) | 929003072610 | MASTER LED 7.5-50W+ 830 MR16 24D Dim CN | 40,000 hour(s) |
| 929001882008 | MASTER LED 6.5-50W 930 MR16 24D ND | 40,000 hour(s) | 929003072704 | 8MR16/LED/827/F35/DIM 12V 10/1FB | 25,000 hour(s) |
| 929001882010 | MASTER LED 6.5-50W 930 MR16 24D CN | 40,000 hour(s) | 929003072708 | MASTER LED 7.5-50W+ 827 MR16 36D Dim | 40,000 hour(s) |
| 929002491902 | MAS LEDspotLV D 7.5-50W 927 MR16 24D | 40,000 hour(s) | 929003072710 | MASTER LED 7.5-50W+ 827 MR16 36D Dim CN | 40,000 hour(s) |
| 929002492002 | MAS LEDspotLV D 7.5-50W 930 MR16 24D | 40,000 hour(s) | 929003072717 | MASTER LED 8-50W+ 827 MR16 36D Dim | 40,000 hour(s) |
| 929002492202 | MAS LEDspotLV D 7.5-50W 927 MR16 36D | 40,000 hour(s) | 929003072804 | 8MR16/LED/830/F35/DIM 12V 10/1FB | 25,000 hour(s) |
| 929002492302 | MAS LEDspotLV D 7.5-50W 930 MR16 36D | 40,000 hour(s) | 929003072808 | MASTER LED 7.5-50W+ 830 MR16 36D Dim | 40,000 hour(s) |
| 929002492402 | MAS LEDspotLV D 7.5-50W 940 MR16 36D | 40,000 hour(s) | 929003072810 | MASTER LED 7.5-50W+ 830 MR16 36D Dim CN | 40,000 hour(s) |
| 929003071908 | MASTER LED 6.5-50W 927 MR16 24D Dim | 40,000 hour(s) | 929003072904 | 8MR16/LED/840/F35/DIM 12V 10/1FB | 25,000 hour(s) |
| 929003071910 | MASTER LED 6.5-50W 927 MR16 24D Dim CN | 40,000 hour(s) | 929003076204 | 7MR16/LED/827/F25/DIM 12V 10/1FB | 25,000 hour(s) |
| 929003072008 | MASTER LED 6.5-50W 930 MR16 24D Dim | 40,000 hour(s) | 929003076304 | 7MR16/LED/830/F25/DIM 12V 10/1FB | 25,000 hour(s) |
| 929003072010 | MASTER LED 6.5-50W 930 MR16 24D Dim CN | 40,000 hour(s) | 929003076404 | 7MR16/LED/827/F35/DIM 12V 10/1FB | 25,000 hour(s) |
| 929003072108 | MASTER LED 6.5-50W 940 MR16 24D Dim | 40,000 hour(s) | 929003076504 | 7MR16/LED/830/F35/DIM 12V 10/1FB | 25,000 hour(s) |
| 929003072110 | MASTER LED 6.5-50W 940 MR16 24D Dim CN | 40,000 hour(s) | 929003071608 | MASTER LED 6.5-50W 927 MR16 10D Dim | 40,000 hour(s) |
| 929003072208 | MASTER LED 6.5-50W 927 MR16 36D Dim | 40,000 hour(s) | 929003071708 | MASTER LED 6.5-50W 930 MR16 10D Dim | 40,000 hour(s) |
| 929003072210 | MASTER LED 6.5-50W 927 MR16 36D Dim CN | 40,000 hour(s) | 929003071710 | MASTER LED 6.5-50W 930 MR16 10D Dim CN | 40,000 hour(s) |
| 929003072308 | MASTER LED 6.5-50W 930 MR16 36D Dim | 40,000 hour(s) | 929001882210 | MASTER LED 6.5-50W 927 MR16 36D CN | 40,000 hour(s) |
| 929003072310 | MASTER LED 6.5-50W 930 MR16 36D Dim CN | 40,000 hour(s) | 929001882308 | MASTER LED 6.5-50W 930 MR16 36D ND | 40,000 hour(s) |
| 929003072408 | MASTER LED 6.5-50W 940 MR16 36D Dim | 40,000 hour(s) | 929001882310 | MASTER LED 6.5-50W 930 MR16 36D CN | 40,000 hour(s) |
| 929003072410 | MASTER LED 6.5-50W 940 MR16 36D Dim CN | 40,000 hour(s) | 929003075908 | MASTER LED 6.5-50W 927 MR16 60D Dim | 40,000 hour(s) |
| 929003072504 | 8MR16/LED/827/F25/DIM 12V 10/1FB | 25,000 hour(s) | 929003076008 | MASTER LED 6.5-50W 930 MR16 60D Dim | 40,000 hour(s) |
| 929003072510 | MASTER LED 7.5-50W+ 827 MR16 24D Dim CN | 40,000 hour(s) | 929003076108 | MASTER LED 6.5-50W 940 MR16 60D Dim | 40,000 hour(s) |
| 929003072604 | 8MR16/LED/830/F25/DIM 12V 10/1FB | 25,000 hour(s) | | | |

Light Technical

| Order Code | Full Product Name | Beam Angle (Nom) | Correlated Color | | Color rendering | | Luminous Intensity | |
|--------------|--------------------------------------|------------------|-------------------|--|-----------------|------------|---------------------|----------|
| | | | Temperature (Nom) | | index (CRI) | Color Code | Luminous Flux (Nom) | |
| 929001881910 | MASTER LED 6.5-50W 927 MR16 24D CN | 24 degree(s) | 2700 K | | 90 | 927 | 470 lm | 2,300 cd |
| 929001882008 | MASTER LED 6.5-50W 930 MR16 24D ND | 24 degree(s) | 3000 K | | 90 | 930 | 470 lm | 2,300 cd |
| 929001882010 | MASTER LED 6.5-50W 930 MR16 24D CN | 24 degree(s) | 3000 K | | 90 | 930 | 470 lm | 2,300 cd |
| 929002491902 | MAS LEDspotLV D 7.5-50W 927 MR16 24D | 24 degree(s) | 2700 K | | 90 | 927 | 621 lm | 3,900 cd |
| 929002492002 | MAS LEDspotLV D 7.5-50W 930 MR16 24D | 24 degree(s) | 3000 K | | 90 | 930 | 621 lm | 4,000 cd |

MASTER LED spot LV

| Order Code | Full Product Name | Beam Angle (Nom) | Correlated Color | | Color rendering | | Luminous Intensity | |
|--------------|---|------------------|-------------------|--|-----------------|------------|--------------------|----------|
| | | | Temperature (Nom) | | index (CRI) | Color Code | Luminous Flux | (Nom) |
| 929002492202 | MAS LEDspotLV D 7.5-50W 927 MR16 36D | 36 degree(s) | 2700 K | | 90 | 927 | 621 lm | 1,850 cd |
| 929002492302 | MAS LEDspotLV D 7.5-50W 930 MR16 36D | 36 degree(s) | 3000 K | | 90 | 930 | 621 lm | 2,000 cd |
| 929002492402 | MAS LEDspotLV D 7.5-50W 940 MR16 36D | 36 degree(s) | 4000 K | | 90 | 940 | 670 lm | 2,200 cd |
| 929003071908 | MASTER LED 6.5-50W 927 MR16 24D Dim | 24 degree(s) | 2700 K | | 90 | 927 | 500 lm | 2,800 cd |
| 929003071910 | MASTER LED 6.5-50W 927 MR16 24D Dim CN | 24 degree(s) | 2700 K | | 90 | 927 | 500 lm | 2,800 cd |
| 929003072008 | MASTER LED 6.5-50W 930 MR16 24D Dim | 24 degree(s) | 3000 K | | 90 | 930 | 500 lm | 2,800 cd |
| 929003072010 | MASTER LED 6.5-50W 930 MR16 24D Dim CN | 24 degree(s) | 3000 K | | 90 | 930 | 500 lm | 2,800 cd |
| 929003072108 | MASTER LED 6.5-50W 940 MR16 24D Dim | 24 degree(s) | 4000 K | | 90 | 940 | 530 lm | 3,400 cd |
| 929003072110 | MASTER LED 6.5-50W 940 MR16 24D Dim CN | 24 degree(s) | 4000 K | | 90 | 940 | 530 lm | 3,400 cd |
| 929003072208 | MASTER LED 6.5-50W 927 MR16 36D Dim | 36 degree(s) | 2700 K | | 90 | 927 | 500 lm | 1,400 cd |
| 929003072210 | MASTER LED 6.5-50W 927 MR16 36D Dim CN | 36 degree(s) | 2700 K | | 90 | 927 | 500 lm | 1,400 cd |
| 929003072308 | MASTER LED 6.5-50W 930 MR16 36D Dim | 36 degree(s) | 3000 K | | 90 | 930 | 500 lm | 1,600 cd |
| 929003072310 | MASTER LED 6.5-50W 930 MR16 36D Dim CN | 36 degree(s) | 3000 K | | 90 | 930 | 500 lm | 1,600 cd |
| 929003072408 | MASTER LED 6.5-50W 940 MR16 36D Dim | 36 degree(s) | 4000 K | | 90 | 940 | 530 lm | 1,600 cd |
| 929003072410 | MASTER LED 6.5-50W 940 MR16 36D Dim CN | 36 degree(s) | 4000 K | | 90 | 940 | 530 lm | 1,600 cd |
| 929003072504 | 8MR16/LED/827/F25/DIM 12V 10/1FB | 25 degree(s) | 2700 K | | 80 | 827 | 600 lm | 3,100 cd |
| 929003072510 | MASTER LED 7.5-50W+ 827 MR16 24D Dim CN | 24 degree(s) | 2700 K | | 80 | 827 | 660 lm | 3,100 cd |
| 929003072604 | 8MR16/LED/830/F25/DIM 12V 10/1FB | 25 degree(s) | 3000 K | | 80 | 830 | 620 lm | 3,250 cd |
| 929003072610 | MASTER LED 7.5-50W+ 830 MR16 24D Dim CN | 24 degree(s) | 3000 K | | 80 | 830 | 660 lm | 3,250 cd |
| 929003072704 | 8MR16/LED/827/F35/DIM 12V 10/1FB | 35 degree(s) | 2700 K | | 80 | 827 | 600 lm | 1,700 cd |
| 929003072708 | MASTER LED 7.5-50W+ 827 MR16 36D Dim | 36 degree(s) | 2700 K | | 80 | 827 | 660 lm | 1,700 cd |
| 929003072710 | MASTER LED 7.5-50W+ 827 MR16 36D Dim CN | 36 degree(s) | 2700 K | | 80 | 827 | 660 lm | 1,700 cd |
| 929003072717 | MASTER LED 8-50W+ 827 MR16 36D Dim | 36 degree(s) | 2700 K | | 80 | 827 | 660 lm | 1,700 cd |
| 929003072804 | 8MR16/LED/830/F35/DIM 12V 10/1FB | 35 degree(s) | 3000 K | | 80 | 830 | 620 lm | 1,700 cd |
| 929003072808 | MASTER LED 7.5-50W+ 830 MR16 36D Dim | 36 degree(s) | 3000 K | | 80 | 830 | 660 lm | 1,700 cd |
| 929003072810 | MASTER LED 7.5-50W+ 830 MR16 36D Dim CN | 36 degree(s) | 3000 K | | 80 | 830 | 660 lm | 1,700 cd |
| 929003072904 | 8MR16/LED/840/F35/DIM 12V 10/1FB | 35 degree(s) | 4000 K | | 80 | 840 | 660 lm | 1,800 cd |
| 929003076204 | 7MR16/LED/827/F25/DIM 12V 10/1FB | 25 degree(s) | 2700 K | | 80 | 827 | 515 lm | 2,400 cd |
| 929003076304 | 7MR16/LED/830/F25/DIM 12V 10/1FB | 25 degree(s) | 3000 K | | 80 | 830 | 515 lm | 2,500 cd |
| 929003076404 | 7MR16/LED/827/F35/DIM 12V 10/1FB | 35 degree(s) | 2700 K | | 80 | 827 | 515 lm | 1,350 cd |
| 929003076504 | 7MR16/LED/830/F35/DIM 12V 10/1FB | 35 degree(s) | 3000 K | | 80 | 830 | 515 lm | 1,350 cd |
| 929003071608 | MASTER LED 6.5-50W 927 MR16 10D Dim | 10 degree(s) | 2700 K | | 90 | 927 | 500 lm | 5,300 cd |
| 929003071708 | MASTER LED 6.5-50W 930 MR16 10D Dim | 10 degree(s) | 3000 K | | 90 | 930 | 500 lm | 5,300 cd |
| 929003071710 | MASTER LED 6.5-50W 930 MR16 10D Dim CN | 10 degree(s) | 3000 K | | 90 | 930 | 500 lm | 5,300 cd |
| 929001882210 | MASTER LED 6.5-50W 927 MR16 36D CN | 36 degree(s) | 2700 K | | 90 | 927 | 470 lm | 1,400 cd |
| 929001882308 | MASTER LED 6.5-50W 930 MR16 36D ND | 36 degree(s) | 3000 K | | 90 | 930 | 470 lm | 1,400 cd |
| 929001882310 | MASTER LED 6.5-50W 930 MR16 36D CN | 36 degree(s) | 3000 K | | 90 | 930 | 470 lm | 1,400 cd |
| 929003075908 | MASTER LED 6.5-50W 927 MR16 60D Dim | 60 degree(s) | 2700 K | | 90 | 927 | 500 lm | 500 cd |
| 929003076008 | MASTER LED 6.5-50W 930 MR16 60D Dim | 60 degree(s) | 3000 K | | 90 | 930 | 500 lm | 500 cd |
| 929003076108 | MASTER LED 6.5-50W 940 MR16 60D Dim | 60 degree(s) | 4000 K | | 90 | 940 | 530 lm | 550 cd |

Operating and Electrical

| Order Code | Full Product Name | Power | Wattage | Order Code | Full Product Name | Power | Wattage |
|--------------|------------------------------------|-------------|------------|--------------|--------------------------------------|-------------|------------|
| | | Consumption | Equivalent | | | Consumption | Equivalent |
| 929001881910 | MASTER LED 6.5-50W 927 MR16 24D CN | 6.5 W | 50 W | 929002491902 | MAS LEDspotLV D 7.5-50W 927 MR16 24D | 7.5 W | 50 W |
| 929001882008 | MASTER LED 6.5-50W 930 MR16 24D ND | 6.5 W | 50 W | 929002492002 | MAS LEDspotLV D 7.5-50W 930 MR16 24D | 7.5 W | 50 W |
| 929001882010 | MASTER LED 6.5-50W 930 MR16 24D CN | 6.5 W | 50 W | 929002492202 | MAS LEDspotLV D 7.5-50W 927 MR16 36D | 7.5 W | 50 W |

MASTER LED spot LV

| Order Code | Full Product Name | Power | Wattage |
|--------------|--|-------------|------------|
| | | Consumption | Equivalent |
| 929002492302 | MAS LEDspotLV D 7.5-50W 930 MR16 36D | 7.5 W | 50 W |
| 929002492402 | MAS LEDspotLV D 7.5-50W 940 MR16 36D | 7.5 W | 50 W |
| 929003071908 | MASTER LED 6.5-50W 927 MR16 24D Dim | 6.5 W | 50 W |
| 929003071910 | MASTER LED 6.5-50W 927 MR16 24D Dim CN | 6.5 W | 50 W |
| 929003072008 | MASTER LED 6.5-50W 930 MR16 24D Dim | 6.5 W | 50 W |
| 929003072010 | MASTER LED 6.5-50W 930 MR16 24D Dim CN | 6.5 W | 50 W |
| 929003072108 | MASTER LED 6.5-50W 940 MR16 24D Dim | 6.5 W | 50 W |
| 929003072110 | MASTER LED 6.5-50W 940 MR16 24D Dim CN | 6.5 W | 50 W |
| 929003072208 | MASTER LED 6.5-50W 927 MR16 36D Dim | 6.5 W | 50 W |
| 929003072210 | MASTER LED 6.5-50W 927 MR16 36D Dim CN | 6.5 W | 50 W |
| 929003072308 | MASTER LED 6.5-50W 930 MR16 36D Dim | 6.5 W | 50 W |
| 929003072310 | MASTER LED 6.5-50W 930 MR16 36D Dim CN | 6.5 W | 50 W |
| 929003072408 | MASTER LED 6.5-50W 940 MR16 36D Dim | 6.5 W | 50 W |
| 929003072410 | MASTER LED 6.5-50W 940 MR16 36D Dim CN | 6.5 W | 50 W |
| 929003072504 | 8MR16/LED/827/F25/DIM 12V 10/1FB | 8 W | 75 W |
| 929003072510 | MASTER LED 7.5-50W+ 827 MR16 24D Dim CN | 7.5 W | 50 W |
| 929003072604 | 8MR16/LED/830/F25/DIM 12V 10/1FB | 8 W | 75 W |
| 929003072610 | MASTER LED 7.5-50W+ 830 MR16 24D Dim CN | 7.5 W | 50 W |
| 929003072704 | 8MR16/LED/827/F35/DIM 12V 10/1FB | 8 W | 75 W |
| 929003072708 | MASTER LED 7.5-50W+ 827 MR16 36D Dim | 7.5 W | 50 W |

| Order Code | Full Product Name | Power | Wattage |
|--------------|--|-------------|------------|
| | | Consumption | Equivalent |
| 929003072710 | MASTER LED 7.5-50W+ 827 MR16 36D Dim CN | 7.5 W | 50 W |
| 929003072717 | MASTER LED 8-50W+ 827 MR16 36D Dim | 8 W | 50 W |
| 929003072804 | 8MR16/LED/830/F35/DIM 12V 10/1FB | 8 W | 75 W |
| 929003072808 | MASTER LED 7.5-50W+ 830 MR16 36D Dim | 7.5 W | 50 W |
| 929003072810 | MASTER LED 7.5-50W+ 830 MR16 36D Dim CN | 7.5 W | 50 W |
| 929003072904 | 8MR16/LED/840/F35/DIM 12V 10/1FB | 8 W | 75 W |
| 929003076204 | 7MR16/LED/827/F25/DIM 12V 10/1FB | 7 W | 50 W |
| 929003076304 | 7MR16/LED/830/F25/DIM 12V 10/1FB | 7 W | 50 W |
| 929003076404 | 7MR16/LED/827/F35/DIM 12V 10/1FB | 7 W | 50 W |
| 929003076504 | 7MR16/LED/830/F35/DIM 12V 10/1FB | 7 W | 50 W |
| 929003071608 | MASTER LED 6.5-50W 927 MR16 10D Dim | 6.5 W | 50 W |
| 929003071708 | MASTER LED 6.5-50W 930 MR16 10D Dim | 6.5 W | 50 W |
| 929003071710 | MASTER LED 6.5-50W 930 MR16 10D Dim CN | 6.5 W | 50 W |
| 929001882210 | MASTER LED 6.5-50W 927 MR16 36D CN | 6.5 W | 50 W |
| 929001882308 | MASTER LED 6.5-50W 930 MR16 36D ND | 6.5 W | 50 W |
| 929001882310 | MASTER LED 6.5-50W 930 MR16 36D CN | 6.5 W | 50 W |
| 929003075908 | MASTER LED 6.5-50W 927 MR16 60D Dim | 6.5 W | 50 W |
| 929003076008 | MASTER LED 6.5-50W 930 MR16 60D Dim | 6.5 W | 50 W |
| 929003076108 | MASTER LED 6.5-50W 940 MR16 60D Dim | 6.5 W | 50 W |

Temperature

| Order Code | Full Product Name | T-Case Maximum (Nom) |
|--------------|--------------------------------------|----------------------|
| 929001881910 | MASTER LED 6.5-50W 927 MR16 24D CN | 90 °C |
| 929001882008 | MASTER LED 6.5-50W 930 MR16 24D ND | 90 °C |
| 929001882010 | MASTER LED 6.5-50W 930 MR16 24D CN | 90 °C |
| 929002491902 | MAS LEDspotLV D 7.5-50W 927 MR16 24D | 90 °C |
| 929002492002 | MAS LEDspotLV D 7.5-50W 930 MR16 24D | 90 °C |
| 929002492202 | MAS LEDspotLV D 7.5-50W 927 MR16 36D | 90 °C |

| Order Code | Full Product Name | T-Case Maximum (Nom) |
|--------------|--|----------------------|
| 929002492302 | MAS LEDspotLV D 7.5-50W 930 MR16 36D | 90 °C |
| 929002492402 | MAS LEDspotLV D 7.5-50W 940 MR16 36D | 90 °C |
| 929003071908 | MASTER LED 6.5-50W 927 MR16 24D Dim | 90 °C |
| 929003071910 | MASTER LED 6.5-50W 927 MR16 24D Dim CN | 90 °C |
| 929003072008 | MASTER LED 6.5-50W 930 MR16 24D Dim | 90 °C |
| 929003072010 | MASTER LED 6.5-50W 930 MR16 24D Dim CN | 90 °C |

MASTER LED spot LV

| Order Code | Full Product Name | T-Case Maximum (Nom) |
|--------------|---|----------------------|
| 929003072108 | MASTER LED 6.5-50W 940 MR16 24D Dim | 90 °C |
| 929003072110 | MASTER LED 6.5-50W 940 MR16 24D Dim CN | 90 °C |
| 929003072208 | MASTER LED 6.5-50W 927 MR16 36D Dim | 90 °C |
| 929003072210 | MASTER LED 6.5-50W 927 MR16 36D Dim CN | 90 °C |
| 929003072308 | MASTER LED 6.5-50W 930 MR16 36D Dim | 90 °C |
| 929003072310 | MASTER LED 6.5-50W 930 MR16 36D Dim CN | 90 °C |
| 929003072408 | MASTER LED 6.5-50W 940 MR16 36D Dim | 90 °C |
| 929003072410 | MASTER LED 6.5-50W 940 MR16 36D Dim CN | 90 °C |
| 929003072504 | 8MR16/LED/827/F25/DIM 12V 10/1FB | 93 °C |
| 929003072510 | MASTER LED 7.5-50W+ 827 MR16 24D Dim CN | 93 °C |
| 929003072604 | 8MR16/LED/830/F25/DIM 12V 10/1FB | 93 °C |
| 929003072610 | MASTER LED 7.5-50W+ 830 MR16 24D Dim CN | 93 °C |
| 929003072704 | 8MR16/LED/827/F35/DIM 12V 10/1FB | 93 °C |
| 929003072708 | MASTER LED 7.5-50W+ 827 MR16 36D Dim | 93 °C |
| 929003072710 | MASTER LED 7.5-50W+ 827 MR16 36D Dim CN | 93 °C |
| 929003072717 | MASTER LED 8-50W+ 827 MR16 36D Dim | 93 °C |
| 929003072804 | 8MR16/LED/830/F35/DIM 12V 10/1FB | 93 °C |

| Order Code | Full Product Name | T-Case Maximum (Nom) |
|--------------|---|----------------------|
| 929003072808 | MASTER LED 7.5-50W+ 830 MR16 36D Dim | 93 °C |
| 929003072810 | MASTER LED 7.5-50W+ 830 MR16 36D Dim CN | 93 °C |
| 929003072904 | 8MR16/LED/840/F35/DIM 12V 10/1FB | 93 °C |
| 929003076204 | 7MR16/LED/827/F25/DIM 12V 10/1FB | 90 °C |
| 929003076304 | 7MR16/LED/830/F25/DIM 12V 10/1FB | 90 °C |
| 929003076404 | 7MR16/LED/827/F35/DIM 12V 10/1FB | 90 °C |
| 929003076504 | 7MR16/LED/830/F35/DIM 12V 10/1FB | 90 °C |
| 929003071608 | MASTER LED 6.5-50W 927 MR16 10D Dim | 90 °C |
| 929003071708 | MASTER LED 6.5-50W 930 MR16 10D Dim | 90 °C |
| 929003071710 | MASTER LED 6.5-50W 930 MR16 10D Dim CN | 90 °C |
| 929001882210 | MASTER LED 6.5-50W 927 MR16 36D CN | 90 °C |
| 929001882308 | MASTER LED 6.5-50W 930 MR16 36D ND | 90 °C |
| 929001882310 | MASTER LED 6.5-50W 930 MR16 36D CN | 90 °C |
| 929003075908 | MASTER LED 6.5-50W 927 MR16 60D Dim | 90 °C |
| 929003076008 | MASTER LED 6.5-50W 930 MR16 60D Dim | 90 °C |
| 929003076108 | MASTER LED 6.5-50W 940 MR16 60D Dim | 90 °C |

Controls and Dimming

| Order Code | Full Product Name | Dimmable |
|--------------|--|----------------------------|
| 929001881910 | MASTER LED 6.5-50W 927 MR16 24D CN | No |
| 929001882008 | MASTER LED 6.5-50W 930 MR16 24D ND | No |
| 929001882010 | MASTER LED 6.5-50W 930 MR16 24D CN | No |
| 929002491902 | MAS LEDspotLV D 7.5-50W 927 MR16 24D | Only with specific dimmers |
| 929002492002 | MAS LEDspotLV D 7.5-50W 930 MR16 24D | Only with specific dimmers |
| 929002492202 | MAS LEDspotLV D 7.5-50W 927 MR16 36D | Only with specific dimmers |
| 929002492302 | MAS LEDspotLV D 7.5-50W 930 MR16 36D | Only with specific dimmers |
| 929002492402 | MAS LEDspotLV D 7.5-50W 940 MR16 36D | Only with specific dimmers |
| 929003071908 | MASTER LED 6.5-50W 927 MR16 24D Dim | Only with specific dimmers |
| 929003071910 | MASTER LED 6.5-50W 927 MR16 24D Dim CN | Only with specific dimmers |
| 929003072008 | MASTER LED 6.5-50W 930 MR16 24D Dim | Only with specific dimmers |
| 929003072010 | MASTER LED 6.5-50W 930 MR16 24D Dim CN | Only with specific dimmers |
| 929003072108 | MASTER LED 6.5-50W 940 MR16 24D Dim | Only with specific dimmers |
| 929003072110 | MASTER LED 6.5-50W 940 MR16 24D Dim CN | Only with specific dimmers |
| 929003072208 | MASTER LED 6.5-50W 927 MR16 36D Dim | Only with specific dimmers |
| 929003072210 | MASTER LED 6.5-50W 927 MR16 36D Dim CN | Only with specific dimmers |

| Order Code | Full Product Name | Dimmable |
|--------------|---|----------------------------|
| 929003072308 | MASTER LED 6.5-50W 930 MR16 36D Dim | Only with specific dimmers |
| 929003072310 | MASTER LED 6.5-50W 930 MR16 36D Dim CN | Only with specific dimmers |
| 929003072408 | MASTER LED 6.5-50W 940 MR16 36D Dim | Only with specific dimmers |
| 929003072410 | MASTER LED 6.5-50W 940 MR16 36D Dim CN | Only with specific dimmers |
| 929003072504 | 8MR16/LED/827/F25/DIM 12V 10/1FB | Only with specific dimmers |
| 929003072510 | MASTER LED 7.5-50W+ 827 MR16 24D Dim CN | Only with specific dimmers |
| 929003072604 | 8MR16/LED/830/F25/DIM 12V 10/1FB | Only with specific dimmers |
| 929003072610 | MASTER LED 7.5-50W+ 830 MR16 24D Dim CN | Only with specific dimmers |
| 929003072704 | 8MR16/LED/827/F35/DIM 12V 10/1FB | Only with specific dimmers |
| 929003072708 | MASTER LED 7.5-50W+ 827 MR16 36D Dim | Only with specific dimmers |
| 929003072710 | MASTER LED 7.5-50W+ 827 MR16 36D Dim CN | Only with specific dimmers |
| 929003072717 | MASTER LED 8-50W+ 827 MR16 36D Dim | Only with specific dimmers |
| 929003072804 | 8MR16/LED/830/F35/DIM 12V 10/1FB | Only with specific dimmers |
| 929003072808 | MASTER LED 7.5-50W+ 830 MR16 36D Dim | Only with specific dimmers |
| 929003072810 | MASTER LED 7.5-50W+ 830 MR16 36D Dim CN | Only with specific dimmers |

MASTER LED spot LV

| Order Code | Full Product Name | Dimmable |
|--------------|-------------------------------------|----------------------------|
| 929003072904 | 8MR16/LED/840/F35/DIM 12V 10/1FB | Only with specific dimmers |
| 929003076204 | 7MR16/LED/827/F25/DIM 12V 10/1FB | Only with specific dimmers |
| 929003076304 | 7MR16/LED/830/F25/DIM 12V 10/1FB | Only with specific dimmers |
| 929003076404 | 7MR16/LED/827/F35/DIM 12V 10/1FB | Only with specific dimmers |
| 929003076504 | 7MR16/LED/830/F35/DIM 12V 10/1FB | Only with specific dimmers |
| 929003071608 | MASTER LED 6.5-50W 927 MR16 10D Dim | Only with specific dimmers |
| 929003071708 | MASTER LED 6.5-50W 930 MR16 10D Dim | Only with specific dimmers |

| Order Code | Full Product Name | Dimmable |
|--------------|--|----------------------------|
| 929003071710 | MASTER LED 6.5-50W 930 MR16 10D Dim CN | Only with specific dimmers |
| 929001882210 | MASTER LED 6.5-50W 927 MR16 36D CN | No |
| 929001882308 | MASTER LED 6.5-50W 930 MR16 36D ND | No |
| 929001882310 | MASTER LED 6.5-50W 930 MR16 36D CN | No |
| 929003075908 | MASTER LED 6.5-50W 927 MR16 60D Dim | Only with specific dimmers |
| 929003076008 | MASTER LED 6.5-50W 930 MR16 60D Dim | Only with specific dimmers |
| 929003076108 | MASTER LED 6.5-50W 940 MR16 60D Dim | Only with specific dimmers |

Mechanical and Housing

| Order Code | Full Product Name | Bulb Finish |
|--------------|---|-------------|
| 929001881910 | MASTER LED 6.5-50W 927 MR16 24D CN | Clear |
| 929001882008 | MASTER LED 6.5-50W 930 MR16 24D ND | Clear |
| 929001882010 | MASTER LED 6.5-50W 930 MR16 24D CN | Clear |
| 929002491902 | MAS LEDspotLV D 7.5-50W 927 MR16 24D | - |
| 929002492002 | MAS LEDspotLV D 7.5-50W 930 MR16 24D | - |
| 929002492202 | MAS LEDspotLV D 7.5-50W 927 MR16 36D | - |
| 929002492302 | MAS LEDspotLV D 7.5-50W 930 MR16 36D | - |
| 929002492402 | MAS LEDspotLV D 7.5-50W 940 MR16 36D | - |
| 929003071908 | MASTER LED 6.5-50W 927 MR16 24D Dim | - |
| 929003071910 | MASTER LED 6.5-50W 927 MR16 24D Dim CN | - |
| 929003072008 | MASTER LED 6.5-50W 930 MR16 24D Dim | - |
| 929003072010 | MASTER LED 6.5-50W 930 MR16 24D Dim CN | - |
| 929003072108 | MASTER LED 6.5-50W 940 MR16 24D Dim | - |
| 929003072110 | MASTER LED 6.5-50W 940 MR16 24D Dim CN | - |
| 929003072208 | MASTER LED 6.5-50W 927 MR16 36D Dim | - |
| 929003072210 | MASTER LED 6.5-50W 927 MR16 36D Dim CN | - |
| 929003072308 | MASTER LED 6.5-50W 930 MR16 36D Dim | - |
| 929003072310 | MASTER LED 6.5-50W 930 MR16 36D Dim CN | - |
| 929003072408 | MASTER LED 6.5-50W 940 MR16 36D Dim | - |
| 929003072410 | MASTER LED 6.5-50W 940 MR16 36D Dim CN | - |
| 929003072504 | 8MR16/LED/827/F25/DIM 12V 10/1FB | Clear |
| 929003072510 | MASTER LED 7.5-50W+ 827 MR16 24D Dim CN | - |
| 929003072604 | 8MR16/LED/830/F25/DIM 12V 10/1FB | Clear |

| Order Code | Full Product Name | Bulb Finish |
|--------------|---|-------------|
| 929003072610 | MASTER LED 7.5-50W+ 830 MR16 24D Dim CN | - |
| 929003072704 | 8MR16/LED/827/F35/DIM 12V 10/1FB | Clear |
| 929003072708 | MASTER LED 7.5-50W+ 827 MR16 36D Dim | - |
| 929003072710 | MASTER LED 7.5-50W+ 827 MR16 36D Dim CN | - |
| 929003072717 | MASTER LED 8-50W+ 827 MR16 36D Dim | - |
| 929003072804 | 8MR16/LED/830/F35/DIM 12V 10/1FB | Clear |
| 929003072808 | MASTER LED 7.5-50W+ 830 MR16 36D Dim | - |
| 929003072810 | MASTER LED 7.5-50W+ 830 MR16 36D Dim CN | - |
| 929003072904 | 8MR16/LED/840/F35/DIM 12V 10/1FB | Clear |
| 929003076204 | 7MR16/LED/827/F25/DIM 12V 10/1FB | Clear |
| 929003076304 | 7MR16/LED/830/F25/DIM 12V 10/1FB | Clear |
| 929003076404 | 7MR16/LED/827/F35/DIM 12V 10/1FB | Clear |
| 929003076504 | 7MR16/LED/830/F35/DIM 12V 10/1FB | Clear |
| 929003071608 | MASTER LED 6.5-50W 927 MR16 10D Dim | - |
| 929003071708 | MASTER LED 6.5-50W 930 MR16 10D Dim | - |
| 929003071710 | MASTER LED 6.5-50W 930 MR16 10D Dim CN | - |
| 929001882210 | MASTER LED 6.5-50W 927 MR16 36D CN | Clear |
| 929001882308 | MASTER LED 6.5-50W 930 MR16 36D ND | Clear |
| 929001882310 | MASTER LED 6.5-50W 930 MR16 36D CN | Clear |
| 929003075908 | MASTER LED 6.5-50W 927 MR16 60D Dim | - |
| 929003076008 | MASTER LED 6.5-50W 930 MR16 60D Dim | - |
| 929003076108 | MASTER LED 6.5-50W 940 MR16 60D Dim | - |

Approval and Application

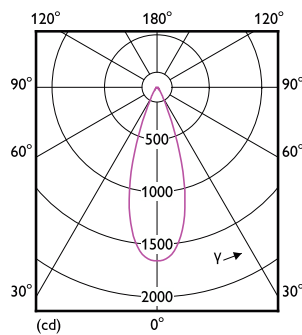
| Order Code | Full Product Name | Energy | |
|--------------|------------------------------------|---------------------------|------------------------|
| | | Ambient temperature range | Consumption kWh/1000 h |
| 929001881910 | MASTER LED 6.5-50W 927 MR16 24D CN | -20 to +45 °C | 8 kWh |
| 929001882008 | MASTER LED 6.5-50W 930 MR16 24D ND | -20 °C to 45 °C | - |

| Order Code | Full Product Name | Energy | |
|--------------|--------------------------------------|---------------------------|------------------------|
| | | Ambient temperature range | Consumption kWh/1000 h |
| 929001882010 | MASTER LED 6.5-50W 930 MR16 24D CN | -20 to +45 °C | 8 kWh |
| 929002491902 | MAS LEDspotLV D 7.5-50W 927 MR16 24D | -20 to +40 °C | 8 kWh |

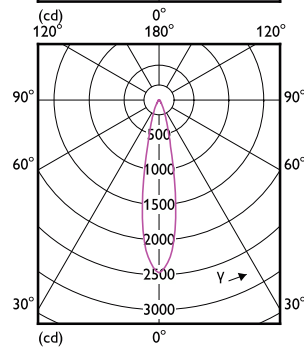
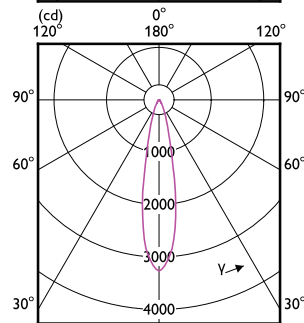
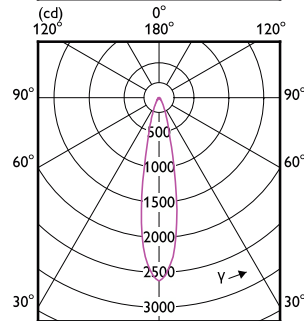
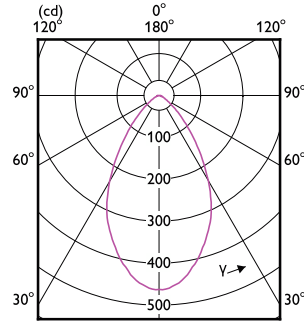
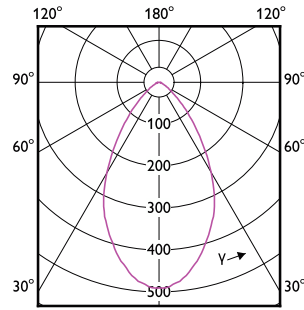
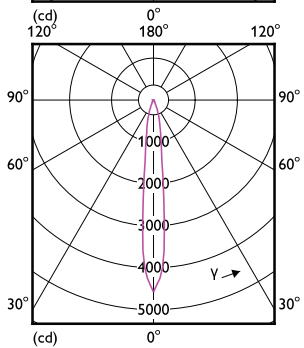
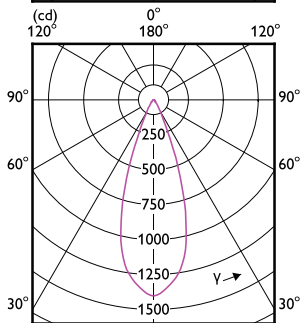
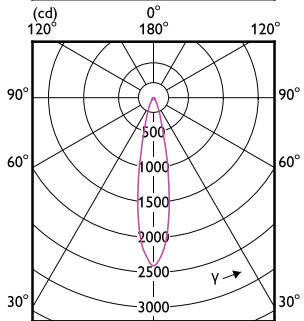
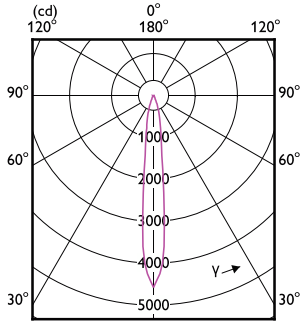
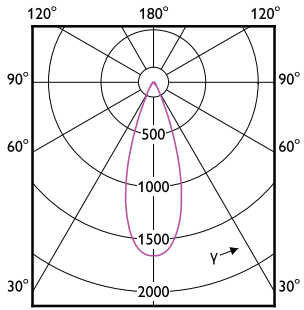
MASTER LED spot LV

| Order Code | Full Product Name | Ambient temperature range | Energy |
|--------------|--|---------------------------|------------------------|
| | | | Consumption kWh/1000 h |
| 929002492002 | MAS LEDspotLV D 7.5-50W 930 MR16 24D | -20 to +40 °C | 8 kWh |
| 929002492202 | MAS LEDspotLV D 7.5-50W 927 MR16 36D | -20 to +40 °C | 8 kWh |
| 929002492302 | MAS LEDspotLV D 7.5-50W 930 MR16 36D | -20 to +40 °C | 8 kWh |
| 929002492402 | MAS LEDspotLV D 7.5-50W 940 MR16 36D | -20 to +40 °C | 8 kWh |
| 929003071908 | MASTER LED 6.5-50W 927 MR16 24D Dim | -20 to +45 °C | - |
| 929003071910 | MASTER LED 6.5-50W 927 MR16 24D Dim CN | -20 to +45 °C | - |
| 929003072008 | MASTER LED 6.5-50W 930 MR16 24D Dim | -20 to +45 °C | - |
| 929003072010 | MASTER LED 6.5-50W 930 MR16 24D Dim CN | -20 to +45 °C | - |
| 929003072108 | MASTER LED 6.5-50W 940 MR16 24D Dim | -20 to +45 °C | - |
| 929003072110 | MASTER LED 6.5-50W 940 MR16 24D Dim CN | -20 to +45 °C | - |
| 929003072208 | MASTER LED 6.5-50W 927 MR16 36D Dim | -20 to +45 °C | - |
| 929003072210 | MASTER LED 6.5-50W 927 MR16 36D Dim CN | -20 to +45 °C | - |
| 929003072308 | MASTER LED 6.5-50W 930 MR16 36D Dim | -20 to +45 °C | - |
| 929003072310 | MASTER LED 6.5-50W 930 MR16 36D Dim CN | -20 to +45 °C | - |
| 929003072408 | MASTER LED 6.5-50W 940 MR16 36D Dim | -20 to +45 °C | - |
| 929003072410 | MASTER LED 6.5-50W 940 MR16 36D Dim CN | -20 to +45 °C | - |
| 929003072504 | 8MR16/LED/827/F25/DIM 12V 10/1FB | -20 to +45 °C | - |
| 929003072510 | MASTER LED 7.5-50W+ 827 MR16 24D Dim CN | -20 to +45 °C | - |
| 929003072604 | 8MR16/LED/830/F25/DIM 12V 10/1FB | -20 to +45 °C | - |
| 929003072610 | MASTER LED 7.5-50W+ 830 MR16 24D Dim CN | -20 to +45 °C | - |
| 929003072704 | 8MR16/LED/827/F35/DIM 12V 10/1FB | -20 to +45 °C | - |
| 929003072708 | MASTER LED 7.5-50W+ 827 MR16 36D Dim | -20 to +45 °C | - |
| 929003072710 | MASTER LED 7.5-50W+ 827 MR16 36D Dim CN | -20 to +45 °C | - |
| 929003072717 | MASTER LED 8-50W+ 827 MR16 36D Dim | -20 to +45 °C | - |
| 929003072804 | 8MR16/LED/830/F35/DIM 12V 10/1FB | -20 to +45 °C | - |

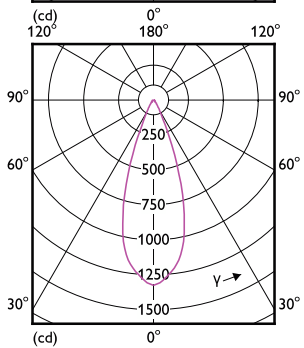
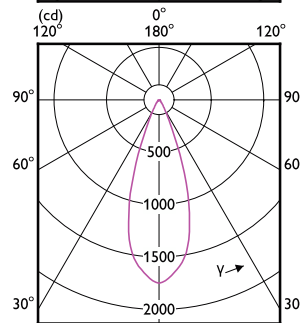
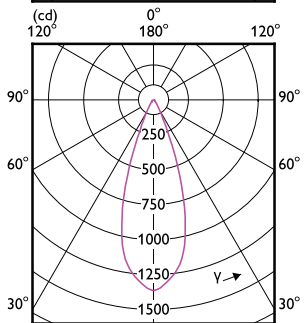
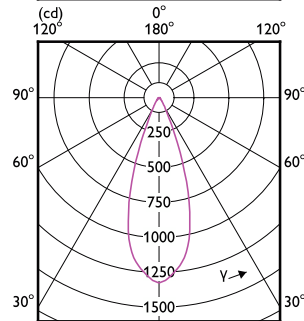
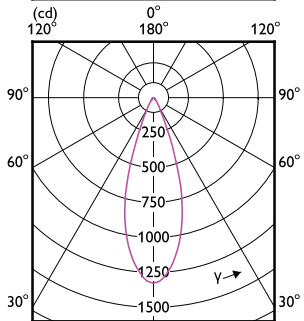
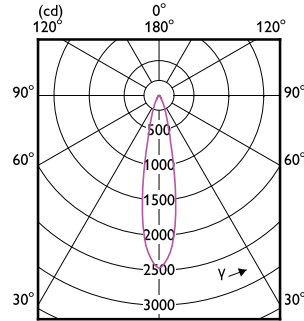
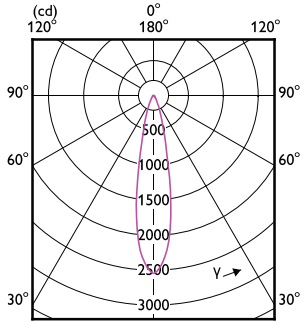
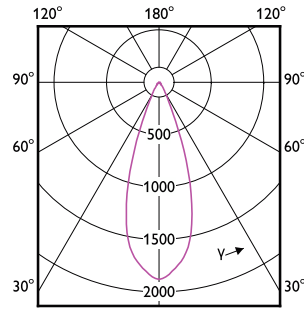
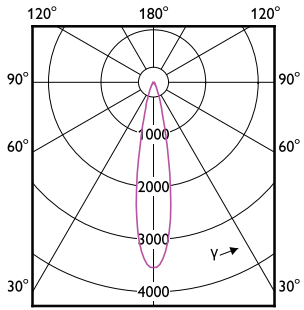
| Order Code | Full Product Name | Ambient temperature range | Energy |
|--------------|--|---------------------------|------------------------|
| | | | Consumption kWh/1000 h |
| 929003072808 | MASTER LED 7.5-50W+ 830 MR16 36D Dim | -20 to +45 °C | - |
| 929003072810 | MASTER LED 7.5-50W+ 830 MR16 36D Dim CN | -20 to +45 °C | - |
| 929003072904 | 8MR16/LED/840/F35/DIM 12V 10/1FB | -20 to +45 °C | - |
| 929003076204 | 7MR16/LED/827/F25/DIM 12V 10/1FB | -20 to +45 °C | - |
| 929003076304 | 7MR16/LED/830/F25/DIM 12V 10/1FB | -20 to +45 °C | - |
| 929003076404 | 7MR16/LED/827/F35/DIM 12V 10/1FB | -20 to +45 °C | - |
| 929003076504 | 7MR16/LED/830/F35/DIM 12V 10/1FB | -20 to +45 °C | - |
| 929003071608 | MASTER LED 6.5-50W 927 MR16 10D Dim | -20 to +45 °C | - |
| 929003071708 | MASTER LED 6.5-50W 930 MR16 10D Dim | -20 to +45 °C | - |
| 929003071710 | MASTER LED 6.5-50W 930 MR16 10D Dim CN | -20 to +45 °C | - |
| 929001882210 | MASTER LED 6.5-50W 927 MR16 36D CN | -20 to +45 °C | 8 kWh |
| 929001882308 | MASTER LED 6.5-50W 930 MR16 36D ND | -20 °C to 45 °C | - |
| 929001882310 | MASTER LED 6.5-50W 930 MR16 36D CN | -20 to +45 °C | 8 kWh |
| 929003075908 | MASTER LED 6.5-50W 927 MR16 60D Dim | -20 to +45 °C | - |
| 929003076008 | MASTER LED 6.5-50W 930 MR16 60D Dim | -20 to +45 °C | - |
| 929003076108 | MASTER LED 6.5-50W 940 MR16 60D Dim | -20 to +45 °C | - |



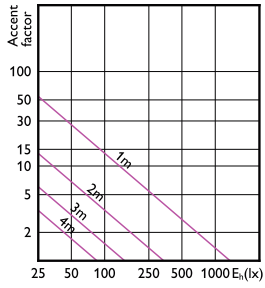
MASTER LED spot LV



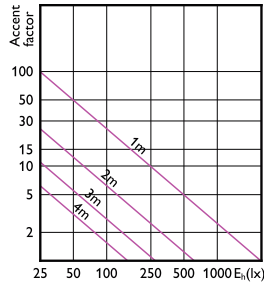
MASTER LED spot LV



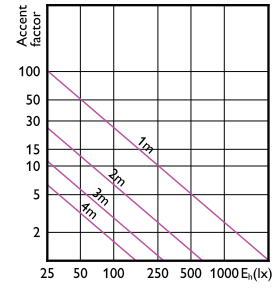
Accent Diagrams



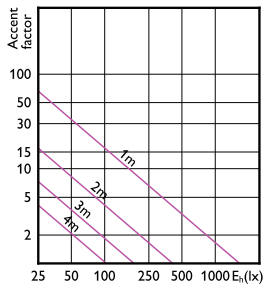
Accent Diagram - 7MR16/LED/827/F35/DIM 12V 10/1FB



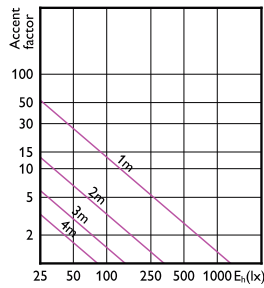
Accent Diagram - MASTER LED 6.5-50W 930 MR16 24D Dim CN



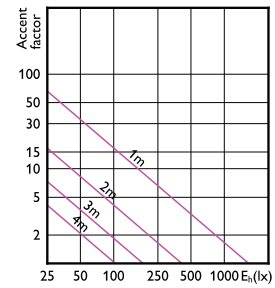
Accent Diagram - 7MR16/LED/830/F25/DIM 12V 10/1FB



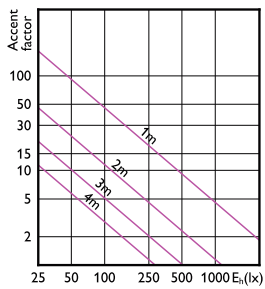
Accent Diagram - MAS LEDspotLV D 7.5-50W 940 MR16 36D



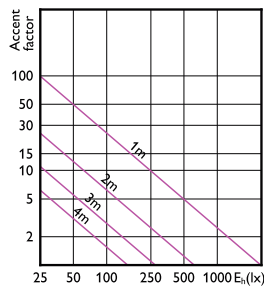
Accent Diagram - MASTER LED 6.5-50W 930 MR16 36D Dim



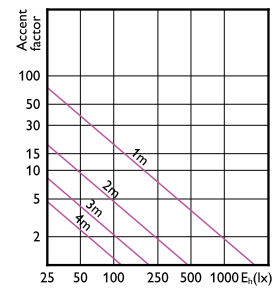
Accent Diagram - MAS LEDspotLV D 7.5-50W 927 MR16 36D



Accent Diagram - MASTER LED 6.5-50W 930 MR16 10D Dim CN



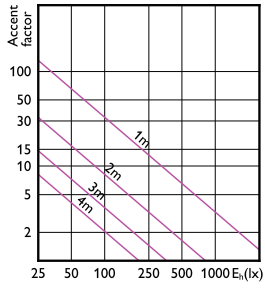
Accent Diagram - MASTER LED 6.5-50W 927 MR16 24D Dim



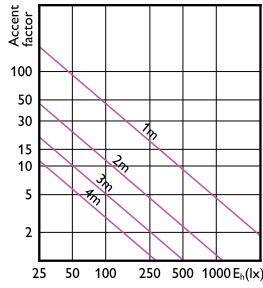
Accent Diagram - 8MR16/LED/840/F35/DIM 12V 10/1FB

MASTER LED spot LV

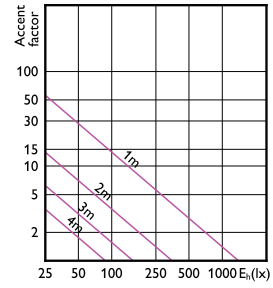
Accent Diagrams



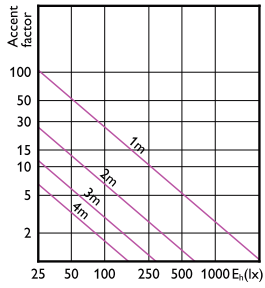
Accent Diagram - 8MR16/LED/830/F25/DIM
12V 10/1FB



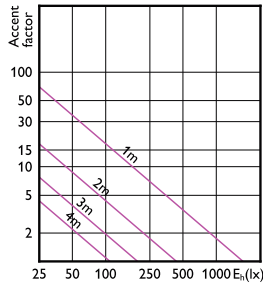
Accent Diagram - MASTER LED 6.5-50W 927
MR16 10D Dim



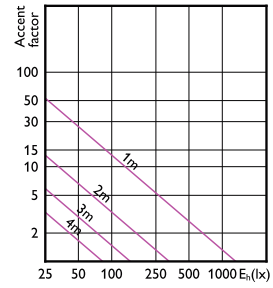
Accent Diagram - MASTER LED 6.5-50W 940
MR16 36D Dim



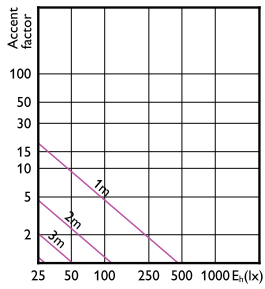
Accent Diagram - MASTER LED 6.5-50W 940
MR16 24D Dim CN



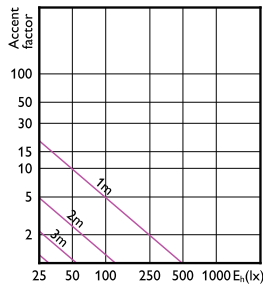
Accent Diagram - MASTER LED 7.5-50W+ 827
MR16 36D Dim



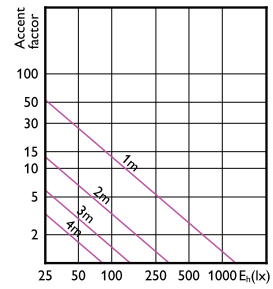
Accent Diagram - MASTER LED 6.5-50W 927
MR16 36D Dim CN



Accent Diagram - MASTER LED 6.5-50W 927
MR16 60D Dim



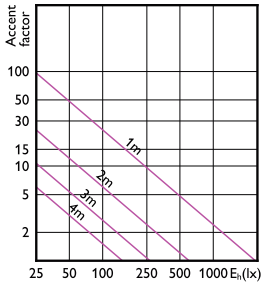
Accent Diagram - MASTER LED 6.5-50W 940
MR16 60D Dim



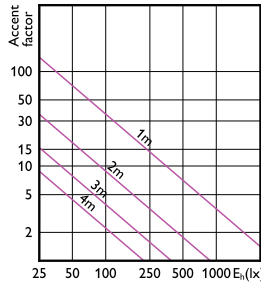
Accent Diagram - MASTER LED 6.5-50W 930
MR16 36D ND

MASTER LED spot LV

Accent Diagrams

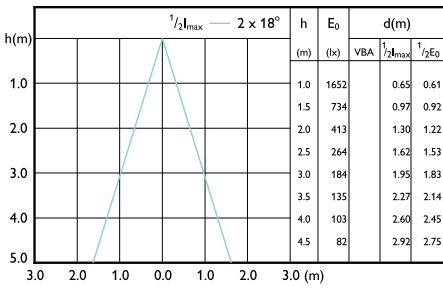


Accent Diagram - MASTER LED 6.5-50W 930 MR16 24D ND

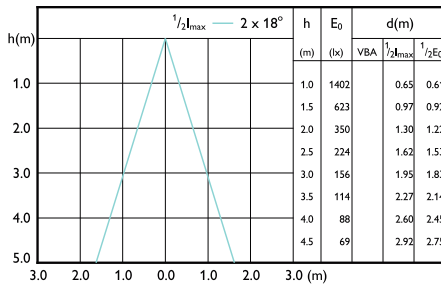


Accent Diagram - MAS LEDspotLV D 7.5-50W 930 MR16 24D

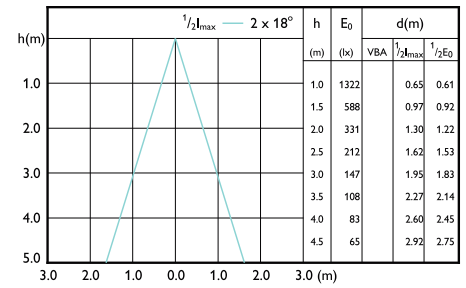
Beam Diagrams



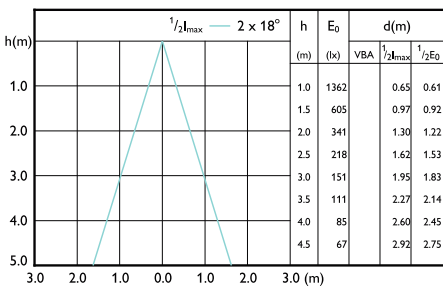
Beam diagram - MAS LEDspotLV D 7.5-50W 940 MR16 36D



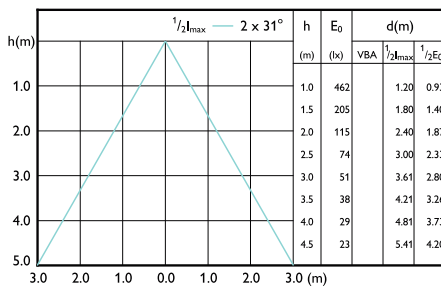
Beam diagram - MASTER LED 6.5-50W 940 MR16 36D Dim



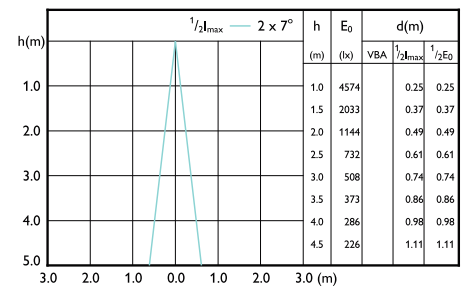
Beam diagram - MASTER LED 6.5-50W 930 MR16 36D Dim



Beam diagram - 7MR16/LED/827/F35/DIM 12V 10/1FB

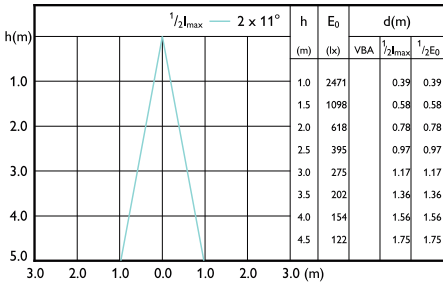


Beam diagram - MASTER LED 6.5-50W 927 MR16 60D Dim

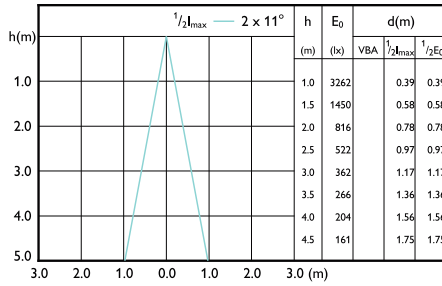


Beam diagram - MASTER LED 6.5-50W 927 MR16 10D Dim

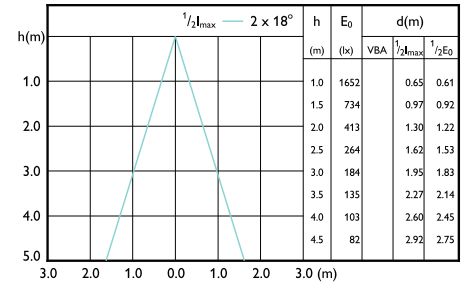
Beam Diagrams



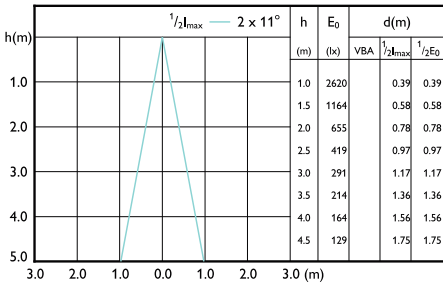
Beam diagram - MASTER LED 6.5-50W 927 MR16 24D Dim



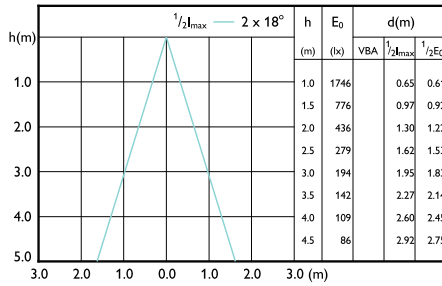
Beam diagram - 8MR16/LED/830/F25/DIM 12V 10/1FB



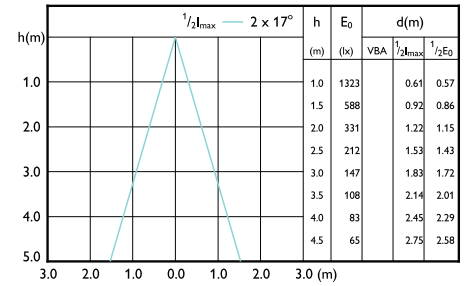
Beam diagram - MAS LEDspotLV D 7.5-50W 927 MR16 36D



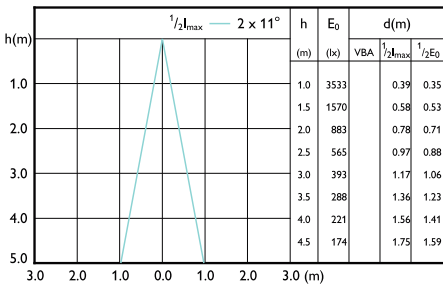
Beam diagram - MASTER LED 6.5-50W 940 MR16 24D Dim CN



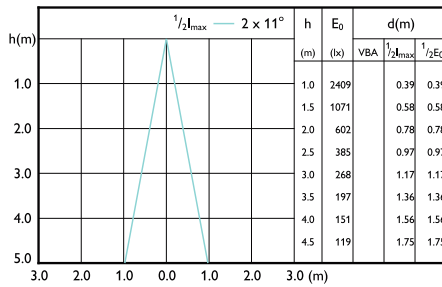
Beam diagram - MASTER LED 7.5-50W+ 827 MR16 36D Dim



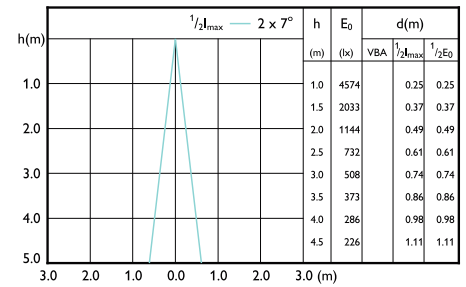
Beam diagram - MASTER LED 6.5-50W 930 MR16 36D ND



Beam diagram - MAS LEDspotLV D 7.5-50W 930 MR16 24D



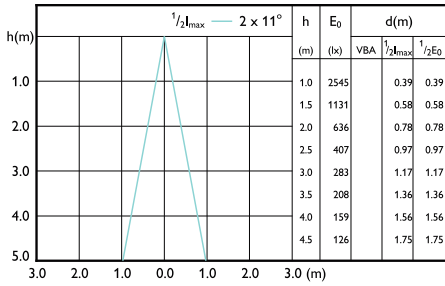
Beam diagram - MASTER LED 6.5-50W 930 MR16 24D ND



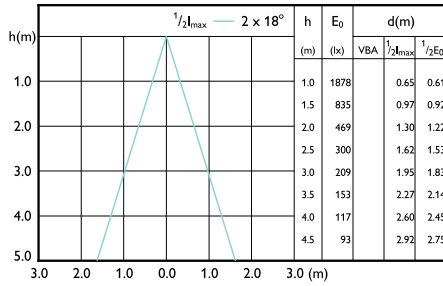
Beam diagram - MASTER LED 6.5-50W 930 MR16 10D Dim CN

MASTER LED spot LV

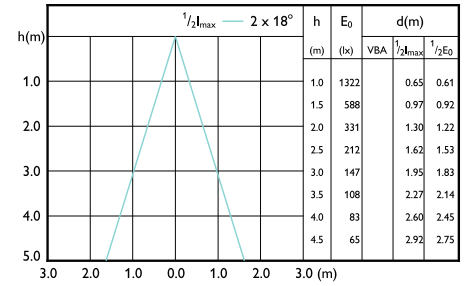
Beam Diagrams



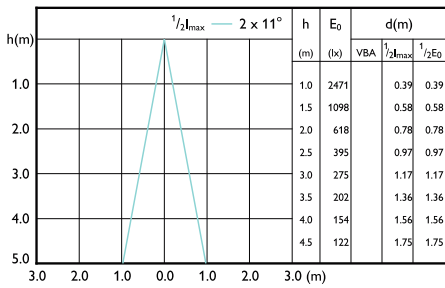
Beam diagram - 7MR16/LED/830/F25/DIM 12V 10/1FB



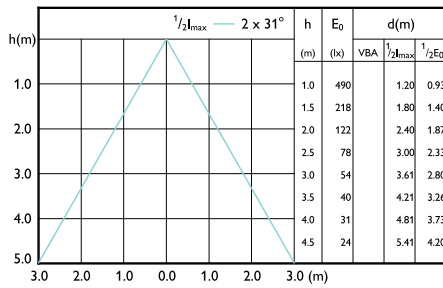
Beam diagram - 8MR16/LED/840/F35/DIM 12V 10/1FB



Beam diagram - MASTER LED 6.5-50W 927 MR16 36D Dim CN



Beam diagram - MASTER LED 6.5-50W 930 MR16 24D Dim CN



Beam diagram - MASTER LED 6.5-50W 940 MR16 60D Dim

