



# The new generation of energy-saving LED PLL tube lighting

## CorePro LED PLL

Philips CorePro LED PLL is the ideal uplamping solution for downlights & luminaires in a wide range of general lighting applications. It integrates a LED light source into a traditional fluorescent form factor to offer superb energy savings over a lifetime that's twice as long as fluorescent alternatives.

### Benefits

- Reduced operational cost thanks to a lower energy consumption than conventional PLL lamps, as well as lower maintenance cost thanks to a two to three times longer lifetime than conventional lamps
- Simple lamp-for-lamp replacement, re-using the existing fixture without major modifications, using a similar PLL form factor
- The fastest and easiest way to upgrade existing luminaires to LED technology

### Features

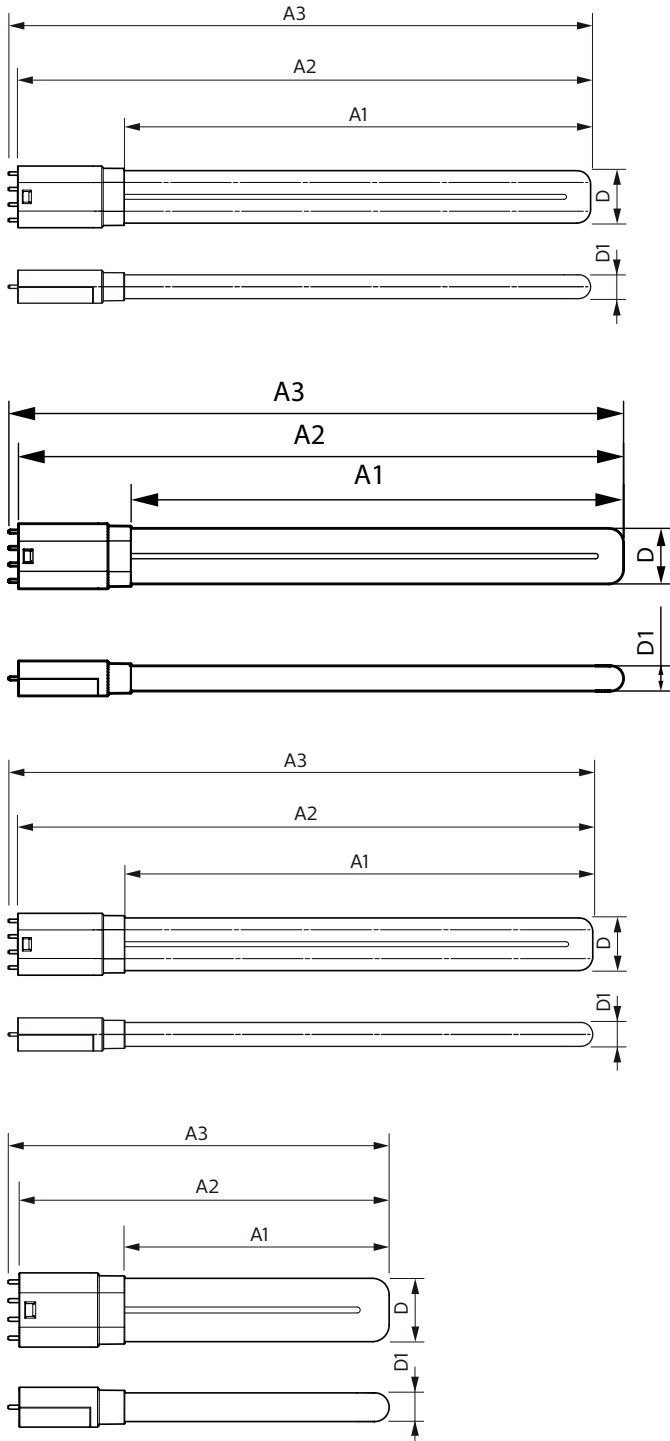
- High quality of light, no flickering or stroboscopic effects
- Instant 100% light
- Choice of 3000 K, 4000 K & 6500 K

### Application

- Hospitality
- Retail
- Office (stairways, corridors)
- Industrial areas

# CorePro LED PLL

## Dimensional drawing



Product	D1	D2	A1	A2	A3
CorePro LED PLL EM/Mains 16.5W 830 4P	17 mm	38 mm	330 mm	405 mm	412 mm
CorePro LED PLL EM/Mains 16.5W 840 4P	17 mm	38 mm	330 mm	405 mm	412 mm

Product	D1	D	A1	A2	A3
CorePro LED PLL HF 16.5W 830 4P 2G11	17 mm	38 mm	330 mm	405 mm	412 mm
CorePro LED PLL HF 16.5W 840 4P 2G11	17 mm	38 mm	330 mm	405 mm	412 mm
CorePro LED PLL HF 16.5W 865 4P 2G11	17 mm	38 mm	330 mm	405 mm	412 mm

Product	D1	D2	A1	A2	A3
CorePro LED PLL EM/Mains 12W 830 4P	17 mm	38 mm	250 mm	312 mm	319 mm
CorePro LED PLL EM/Mains 12W 840 4P	17 mm	38 mm	250 mm	312 mm	319 mm
CorePro LED PLL HF 12W 830 4P 2G11	17 mm	38 mm	250 mm	312 mm	319 mm
CorePro LED PLL HF 12W 840 4P 2G11	17 mm	38 mm	250 mm	312 mm	319 mm
CorePro LED PLL HF 24W 830 4P 2G11	17 mm	38 mm	453 mm	528 mm	535 mm
CorePro LED PLL HF 24W 840 4P 2G11	17 mm	38 mm	453 mm	528 mm	535 mm
CorePro LED PLL HF 24W 865 4P 2G11	17 mm	38 mm	453 mm	528 mm	535 mm
CorePro LED PLL Mains 24W 830 4P	17 mm	38 mm	453 mm	528 mm	535 mm
CorePro LED PLL Mains 24W 840 4P	17 mm	38 mm	453 mm	528 mm	535 mm

Product	D1	D2	A1	A2	A3
CorePro LED PLL EM/Mains 8W 830 4P	17 mm	38 mm	156 mm	218 mm	224 mm
CorePro LED PLL EM/Mains 8W 840 4P	17 mm	38 mm	156 mm	218 mm	224 mm
CorePro LED PLL HF 8W 830 4P 2G11	17 mm	38 mm	155 mm	217 mm	224 mm
CorePro LED PLL HF 8W 840 4P 2G11	17 mm	38 mm	155 mm	217 mm	224 mm

# CorePro LED PLL

General Information	
Cap base	2G11
Nominal lifetime	30,000 h
Light Technical	
Beam angle (nom.)	160 degree(s)
LLMF at end of nominal lifetime (nom.)	70 %
Operating and Electrical	
Starting time (nom.)	0.5 s
Controls and Dimming	
Dimmable	No
Mechanical and Housing	
Lamp Finish	Frosted
Bulb shape	PL-L
Approval and Application	
Ambient temperature range	-20°C to 45°C

## General Information

Order Code	Full Product Name	Switching Cycle
929001381502	CorePro LED PLL HF 16.5W 830 4P 2G11	50,000
929001381602	CorePro LED PLL HF 16.5W 840 4P 2G11	50,000
929001381702	CorePro LED PLL HF 16.5W 865 4P 2G11	50,000
929003592602	CorePro LED PLL EM/Mains 16.5W 830 4P	200,000
929003592702	CorePro LED PLL EM/Mains 16.5W 840 4P	200,000
929001920402	CorePro LED PLL HF 24W 830 4P 2G11	50,000
929001920502	CorePro LED PLL HF 24W 840 4P 2G11	50,000
929001920602	CorePro LED PLL HF 24W 865 4P 2G11	50,000
929003592802	CorePro LED PLL Mains 24W 830 4P	200,000
929003592902	CorePro LED PLL Mains 24W 840 4P	200,000
929003579002	CorePro LED PLL HF 12W 830 4P 2G11	50,000
929003579102	CorePro LED PLL HF 12W 840 4P 2G11	50,000
929003592402	CorePro LED PLL EM/Mains 12W 830 4P	200,000
929003592502	CorePro LED PLL EM/Mains 12W 840 4P	200,000
929003578802	CorePro LED PLL HF 8W 830 4P 2G11	50,000
929003578902	CorePro LED PLL HF 8W 840 4P 2G11	50,000
929003592202	CorePro LED PLL EM/Mains 8W 830 4P	200,000
929003592302	CorePro LED PLL EM/Mains 8W 840 4P	200,000

## Light Technical

Order Code	Full Product Name	Correlated		Colour Code	Luminous Flux
		Temperature (Nom)	Colour rendering index (CRI)		
929001381502	CorePro LED PLL HF 16.5W 830 4P 2G11	3000 K	83	830	2,000 lm
929001381602	CorePro LED PLL HF 16.5W 840 4P 2G11	4000 K	83	840	2,100 lm
929001381702	CorePro LED PLL HF 16.5W 865 4P 2G11	6500 K	83	865	2,100 lm
929003592602	CorePro LED PLL EM/Mains 16.5W 830 4P	3000 K	80	830	2,000 lm
929003592702	CorePro LED PLL EM/Mains 16.5W 840 4P	4000 K	80	840	2,100 lm
929001920402	CorePro LED PLL HF 24W 830 4P 2G11	3000 K	83	830	3,200 lm
929001920502	CorePro LED PLL HF 24W 840 4P 2G11	4000 K	83	840	3,400 lm
929001920602	CorePro LED PLL HF 24W 865 4P 2G11	6500 K	83	865	3,400 lm
929003592802	CorePro LED PLL Mains 24W 830 4P	3000 K	80	830	3,200 lm

Order Code	Full Product Name	Correlated		Colour Code	Luminous Flux
		Temperature (Nom)	Colour rendering index (CRI)		
929003592902	CorePro LED PLL Mains 24W 840 4P	4000 K	80	840	3,400 lm
929003579002	CorePro LED PLL HF 12W 830 4P 2G11	3000 K	80	830	1,440 lm
929003579102	CorePro LED PLL HF 12W 840 4P 2G11	4000 K	80	840	1,500 lm
929003592402	CorePro LED PLL EM/Mains 12W 830 4P	3000 K	80	830	1,440 lm
929003592502	CorePro LED PLL EM/Mains 12W 840 4P	4000 K	80	840	1,500 lm
929003578802	CorePro LED PLL HF 8W 830 4P 2G11	3000 K	80	830	960 lm
929003578902	CorePro LED PLL HF 8W 840 4P 2G11	4000 K	80	840	1,000 lm
929003592202	CorePro LED PLL EM/Mains 8W 830 4P	3000 K	80	830	960 lm

# CorePro LED PLL

Order Code	Full Product Name	Correlated Colour Temperature		Colour rendering index (CRI)	Colour Code	Luminous Flux
		(Nom)				
929003592302	CorePro LED PLL EM/Mains 8W 840 4P	4000 K		80	840	1,000 lm

## Operating and Electrical

Order Code	Full Product Name	Input frequency	Line Frequency	Power Consumption
929001381502	CorePro LED PLL HF 16.5W 830 4P 2G11	39000-71000 Hz	39000-71000 Hz	16.5 W
929001381602	CorePro LED PLL HF 16.5W 840 4P 2G11	39000-71000 Hz	39000-71000 Hz	16.5 W
929001381702	CorePro LED PLL HF 16.5W 865 4P 2G11	39000-71000 Hz	39000-71000 Hz	16.5 W
929003592602	CorePro LED PLL EM/Mains 16.5W 830 4P	50 to 60 Hz	50 to 60 Hz	16.5 W
929003592702	CorePro LED PLL EM/Mains 16.5W 840 4P	50 to 60 Hz	50 to 60 Hz	16.5 W
929001920402	CorePro LED PLL HF 24W 830 4P 2G11	20000-70000 Hz	20000-70000 Hz	24 W
929001920502	CorePro LED PLL HF 24W 840 4P 2G11	20000-70000 Hz	20000-70000 Hz	24 W
929001920602	CorePro LED PLL HF 24W 865 4P 2G11	20000-70000 Hz	20000-70000 Hz	24 W
929003592802	CorePro LED PLL Mains 24W 830 4P	50 to 60 Hz	50 to 60 Hz	24 W

Order Code	Full Product Name	Input frequency	Line Frequency	Power Consumption
929003592902	CorePro LED PLL Mains 24W 840 4P	50 to 60 Hz	50 to 60 Hz	24 W
929003579002	CorePro LED PLL HF 12W 830 4P 2G11	20 K-80 K Hz	20K-80K Hz	12 W
929003579102	CorePro LED PLL HF 12W 840 4P 2G11	20 K-80 K Hz	20K-80K Hz	12 W
929003592402	CorePro LED PLL EM/Mains 12W 830 4P	50 to 60 Hz	50 to 60 Hz	12 W
929003592502	CorePro LED PLL EM/Mains 12W 840 4P	50 to 60 Hz	50 to 60 Hz	12 W
929003578802	CorePro LED PLL HF 8W 830 4P 2G11	20 K-80 K Hz	20K-80K Hz	8 W
929003578902	CorePro LED PLL HF 8W 840 4P 2G11	20 K-80 K Hz	20K-80K Hz	8 W
929003592202	CorePro LED PLL EM/Mains 8W 830 4P	50 to 60 Hz	50 to 60 Hz	8 W
929003592302	CorePro LED PLL EM/Mains 8W 840 4P	50 to 60 Hz	50 to 60 Hz	8 W

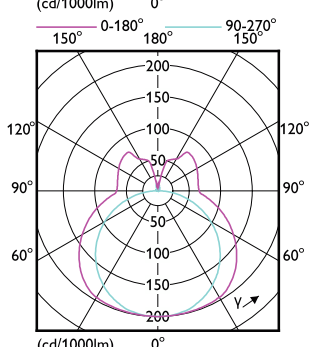
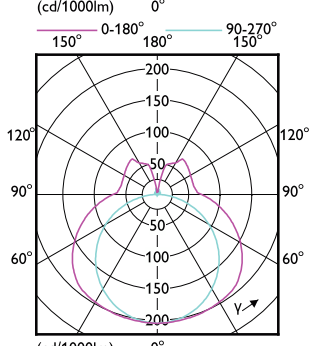
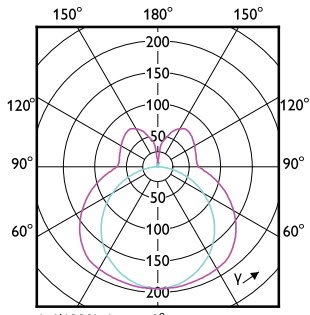
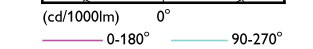
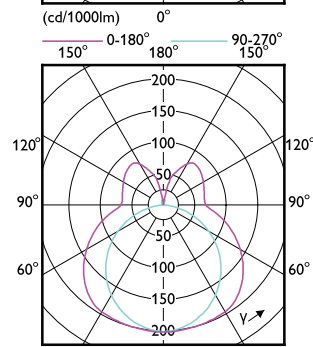
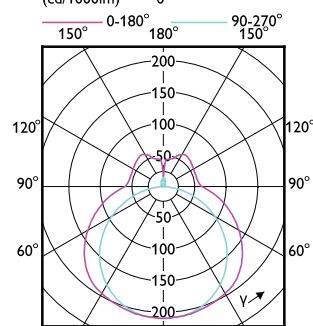
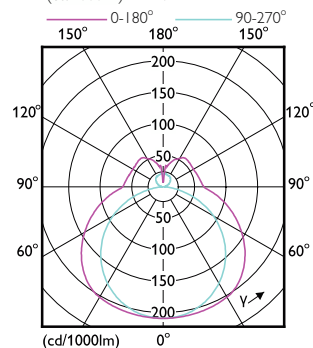
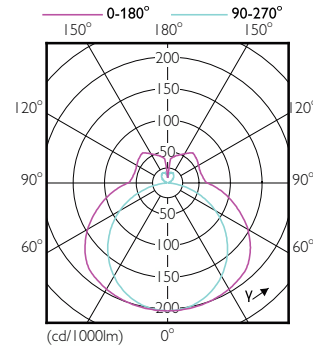
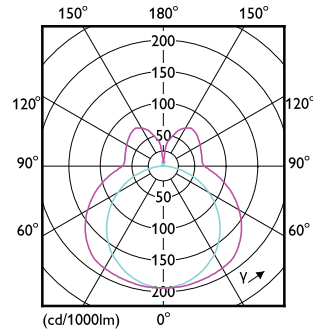
## Temperature

Order Code	Full Product Name	T-Case maximum (nom.)
929001381502	CorePro LED PLL HF 16.5W 830 4P 2G11	70 °C
929001381602	CorePro LED PLL HF 16.5W 840 4P 2G11	70 °C
929001381702	CorePro LED PLL HF 16.5W 865 4P 2G11	70 °C
929003592602	CorePro LED PLL EM/Mains 16.5W 830 4P	70 °C
929003592702	CorePro LED PLL EM/Mains 16.5W 840 4P	70 °C
929001920402	CorePro LED PLL HF 24W 830 4P 2G11	70 °C
929001920502	CorePro LED PLL HF 24W 840 4P 2G11	70 °C
929001920602	CorePro LED PLL HF 24W 865 4P 2G11	70 °C
929003592802	CorePro LED PLL Mains 24W 830 4P	75 °C

Order Code	Full Product Name	T-Case maximum (nom.)
929003592902	CorePro LED PLL Mains 24W 840 4P	75 °C
929003579002	CorePro LED PLL HF 12W 830 4P 2G11	70 °C
929003579102	CorePro LED PLL HF 12W 840 4P 2G11	70 °C
929003592402	CorePro LED PLL EM/Mains 12W 830 4P	70 °C
929003592502	CorePro LED PLL EM/Mains 12W 840 4P	70 °C
929003578802	CorePro LED PLL HF 8W 830 4P 2G11	70 °C
929003578902	CorePro LED PLL HF 8W 840 4P 2G11	70 °C
929003592202	CorePro LED PLL EM/Mains 8W 830 4P	70 °C
929003592302	CorePro LED PLL EM/Mains 8W 840 4P	70 °C

## Approval and Application

Order Code	Full Product Name	Energy consumption kWh/ 1,000 hours
929001381502	CorePro LED PLL HF 16.5W 830 4P 2G11	17 kWh
929001381602	CorePro LED PLL HF 16.5W 840 4P 2G11	17 kWh
929001381702	CorePro LED PLL HF 16.5W 865 4P 2G11	17 kWh
929003592602	CorePro LED PLL EM/Mains 16.5W 830 4P	17 kWh
929003592702	CorePro LED PLL EM/Mains 16.5W 840 4P	17 kWh
929001920402	CorePro LED PLL HF 24W 830 4P 2G11	24 kWh
929001920502	CorePro LED PLL HF 24W 840 4P 2G11	24 kWh
929001920602	CorePro LED PLL HF 24W 865 4P 2G11	24 kWh
929003592802	CorePro LED PLL Mains 24W 830 4P	24 kWh
929003592902	CorePro LED PLL Mains 24W 840 4P	24 kWh
929003579002	CorePro LED PLL HF 12W 830 4P 2G11	12 kWh
929003579102	CorePro LED PLL HF 12W 840 4P 2G11	12 kWh
929003592402	CorePro LED PLL EM/Mains 12W 830 4P	12 kWh
929003592502	CorePro LED PLL EM/Mains 12W 840 4P	12 kWh
929003578802	CorePro LED PLL HF 8W 830 4P 2G11	8 kWh
929003578902	CorePro LED PLL HF 8W 840 4P 2G11	8 kWh
929003592202	CorePro LED PLL EM/Mains 8W 830 4P	8 kWh
929003592302	CorePro LED PLL EM/Mains 8W 840 4P	8 kWh



# CorePro LED PLL

