



Maxos LED Performer – efficiënte en nauwkeurige lijnverlichting.

Maxos LED Performer 4MX900

Klanten willen energie besparen en kosten verlagen in vergelijking met wat ze gewend zijn bij conventionele verlichting. Tegelijkertijd zijn er uitstekende verlichtingsomstandigheden nodig: in industriële omgevingen om veiligheid en productiviteit te waarborgen en in winkelomgevingen om de producten te laten opvallen en klanten aan te trekken. Maxos LED Performer is een uiterst flexibele oplossing die een laag energieverbruik en diverse bundelvormen biedt bij een uitstekende prijs-kwaliteitsverhouding. Maxos LED Performer biedt een diffuus en gelijkmatig lichtbeeld en is hierdoor bij uitstek geschikt voor retail-toepassingen.

Voordelen

- Energiebesparing 40% vergeleken met TL-D lichtlijnen
- Optiek met diverse lichtbundels : WB, NB, DA, A
- Past op bestaande Maxos lichtlijnen, ook beschikbaar voor TTX400 lichtlijnen

Kenmerken

- Laag energieverbruik in vergelijking met fluorescentielampen (besparingen tot ca. 40%)
- Uitstekende bundelvorm voor minder strooilicht en exacte lichtverdeling in het horizontale en verticale vlak
- Philips LED-modules (Fortimo)
- Kan gemonteerd worden op nieuwe of bestaande Maxos- en TTX400 lichtlijnen

Maxos LED Performer 4MX900

Toepassing

- Supermarkten
- Bouwmarkten
- Magazijnen
- Productieruimten

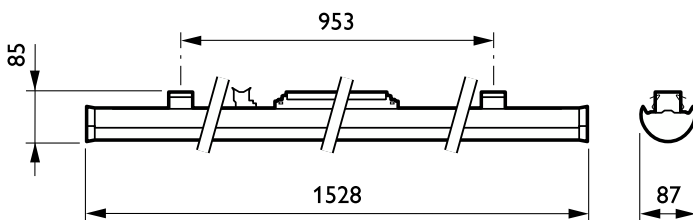
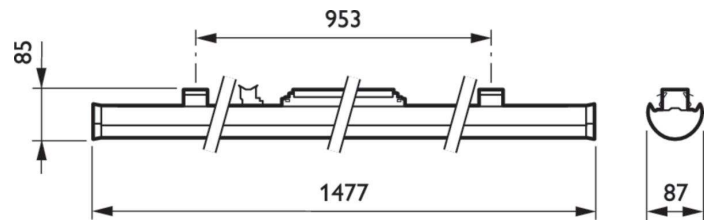
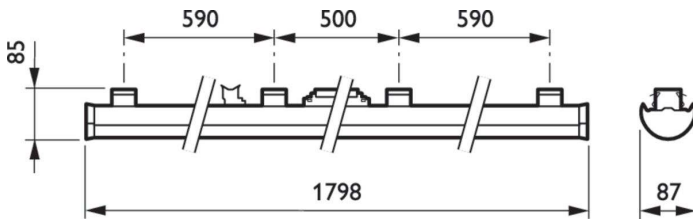
Versions



IPPR1 4MX900i 0001.JPG

IPPR 4MX900i 0003

Maatschets



Maxos LED Performer 4MX900

Productgegevens

IPDP_4MX900i_0001-Detail
photo



IPDP_4MX900i_0003-Detail
photo



IPDP_4MX900i_0007-Detail
photo



IPDP_4MX900i_0011-Detail
photo



IPDP_4MX900i_0013-Detail
photo



Maxos LED Performer 4MX900

Algemene informatie

Driver/VSA inbegrepen	Ja
Lichtbron vervangbaar	Nee
Aantal VSA's	1 unit
Servicetag	Ja

Gegevens lichttechniek

Bundelhoek lichtbron	120 graden
Gecorreleerde kleurtemperatuur (nom.)	4000 K
Kleurweergave-index (CRI)	>80

Bedrijfs- en elektrische gegevens

IEC beschermingsklasse	Veiligheidsklasse I
Ingangsspanning	220 tot 240 V
Ingangsfrequentie	50 to 60 Hz
Geschikt voor willekeurige schakeling	Niet van toepassing

Eigenschappen behuizing en afmetingen

IK-classificatie	IK02
Beschermingsklasse	IP 40

Keurmerken en classificaties

CE-markering	Ja
ENEC-markering	ENEC-markering
Brandbaarheidsmarkering	-
Gloeidraadtest	Temperatuur 650 °C, duur 30 s

Initiële prestaties (conform IEC)

Aanvankelijke kleurwaliteit	(0.38, 0.38) SDCM <3.5
Tolerantie lichtstroom	+/-10%

Productgegevens

Code productfamilie	4MX900
---------------------	--------

Algemene informatie

Order Code	Full Product Name	Type lichtbron
8718696976746	4MX900 491 LED75S/840 PSD WB WH C-2R	75S
8718696879672	4MX900 581 LED75S/840 PSD-CLO MB WH	75S
4030732664603	4MX900 LED90S/840 PSD WB WH L1800	LED90S
4030732664610	4MX900 LED90S/840 PSD MB WH L1800	LED90S
4030732666249	4MX900 491 LED40S/840 PSD WB WH	LED40S
4030732666256	4MX900 491 LED40S/840 PSD MB WH	LED40S
4030732666263	4MX900 491 LED40S/840 PSD NB WH	LED40S
4030732666287	4MX900 491 LED50S/840 PSD WB WH	LED50S
4030732666294	4MX900 491 LED50S/840 PSD MB WH	LED50S
4030732666355	4MX900 LED60S/840 PSD A30 WH L1800	LED60S
4030732666386	4MX900 491 LED40S/840 PSU A30 WH	LED40S
4030732666447	4MX900 491 LED50S/840 PSU WB WH	LED50S
4030732666812	4MX900 LED90S/840 PSD A30 WH L1800	LED90S
4030732667116	4MX900 491 LED75S/840 PSU A30 WH	LED75S
4030732667956	4MX900 581 LED75S/840 PSU WB WH	LED75S
4030732667963	4MX900 581 LED75S/840 PSU MB WH	LED75S
4030732668007	4MX900 491 LED75S/840 PSD WB WH	LED75S
4030732668052	4MX900 491 LED75S/840 PSD A30 WH	LED75S
4030732668069	4MX900 581 LED75S/840 PSD WB WH	LED75S
4030732664368	4MX900 LED60S/840 PSD WB SI L1800	LED60S
4030732664849	4MX900 491 LED40S/840 PSU WB SI	LED40S

Gegevens lichttechniek (1/2)

Order Code	Full Product Name	Lichtrendement (gespec.) (nom.)	Aantal		
			Lichtstroom	lichtbronnen	Optiektype
8718696976746	4MX900 491 LED75S/840 PSD WB WH C-2R	149 lm/W	7.500 lm	-	Brede bundel
8718696879672	4MX900 581 LED75S/840	149 lm/W	7.500 lm	1	Middelbrede bundel

Order Code	Full Product Name	Lichtrendement (gespec.) (nom.)	Aantal		
			Lichtstroom	lichtbronnen	Optiektype
4030732664603	4MX900 LED90S/840 PSD WB WH L1800	150 lm/W	9.000 lm	1	Brede bundel
4030732664610	4MX900 LED90S/840	150 lm/W	9.000 lm	1	Middelbrede bundel

Maxos LED Performer 4MX900

Order Code	Full Product Name	Lichtrendement (gespec.) (nom.)	Aantal			Optiektype
			Lichtstroom	lichtbronnen		
	840 PSD MB WH L1800					
4030732666249	4MX900 491 LED40S/ 840 PSD WB WH	158 lm/W	4.000 lm	1		Brede bundel
4030732666256	4MX900 491 LED40S/ 840 PSD MB WH	158 lm/W	4.000 lm	1		Middelbrede bundel
4030732666263	4MX900 491 LED40S/ 840 PSD NB WH	158 lm/W	4.000 lm	1		Smalle bundel
4030732666287	4MX900 491 LED50S/ 840 PSD WB WH	155 lm/W	5.000 lm	1		Brede bundel
4030732666294	4MX900 491 LED50S/ 840 PSD MB WH	155 lm/W	5.000 lm	1		Middelbrede bundel
4030732666355	4MX900 LED60S/ 840 PSD A30 WH L1800	161 lm/W	6.000 lm	1		Spiegel met asymmetrische ashoek 30°
4030732666386	4MX900 491 LED40S/ 840 PSU A30 WH	158 lm/W	4.000 lm	1		Spiegel met asymmetrische ashoek 30°
4030732666447	4MX900 491 LED50S/ 840 PSU WB WH	155 lm/W	5.000 lm	1		Brede bundel
4030732666812	4MX900 LED90S/ 840 PSD A30 WH L1800	150 lm/W	9.000 lm	1		Spiegel met asymmetrische ashoek 30°

Order Code	Full Product Name	Lichtrendement (gespec.) (nom.)	Aantal			Optiektype
			Lichtstroom	lichtbronnen		
4030732667116	4MX900 491 LED75S/ 840 PSU A30 WH	149 lm/W	7.500 lm	1		Spiegel met asymmetrische ashoek 30°
4030732667956	4MX900 581 LED75S/ 840 PSU WB WH	149 lm/W	7.500 lm	1		Brede bundel
4030732667963	4MX900 581 LED75S/ 840 PSU MB WH	149 lm/W	7.500 lm	1		Middelbrede bundel
4030732668007	4MX900 491 LED75S/ 840 PSD WB WH	149 lm/W	7.500 lm	1		Brede bundel
4030732668052	4MX900 491 LED75S/ 840 PSD A30 WH	149 lm/W	7.500 lm	1		Spiegel met asymmetrische ashoek 30°
4030732668069	4MX900 581 LED75S/ 840 PSD WB WH	149 lm/W	7.500 lm	1		Brede bundel
4030732664368	4MX900 LED60S/ 840 PSD WB SI L1800	161 lm/W	6.000 lm	1		Brede bundel
4030732664849	4MX900 491 LED40S/ 840 PSU WB SI	158 lm/W	4.000 lm	1		Brede bundel

Gegevens lichttechniek (2/2)

Maxos LED Performer 4MX900

Order Code	Full Product Name	Lichtvervuiling naar boven (ULR)
8718696976746	4MX900 491 LED75S/840 PSD WB WH C-2R	0
8718696879672	4MX900 581 LED75S/840 PSD-CLO MB WH	0
4030732664603	4MX900 LED90S/840 PSD WB WH L1800	-
4030732664610	4MX900 LED90S/840 PSD MB WH L1800	-
4030732666249	4MX900 491 LED40S/840 PSD WB WH	-
4030732666256	4MX900 491 LED40S/840 PSD MB WH	-
4030732666263	4MX900 491 LED40S/840 PSD NB WH	-
4030732666287	4MX900 491 LED50S/840 PSD WB WH	-
4030732666294	4MX900 491 LED50S/840 PSD MB WH	-
4030732666355	4MX900 LED60S/840 PSD A30 WH L1800	-
4030732666386	4MX900 491 LED40S/840 PSU A30 WH	-

Order Code	Full Product Name	Lichtvervuiling naar boven (ULR)
4030732666447	4MX900 491 LED50S/840 PSU WB WH	-
4030732666812	4MX900 LED90S/840 PSD A30 WH L1800	-
4030732667116	4MX900 491 LED75S/840 PSU A30 WH	-
4030732667956	4MX900 581 LED75S/840 PSU WB WH	-
4030732667963	4MX900 581 LED75S/840 PSU MB WH	-
4030732668007	4MX900 491 LED75S/840 PSD WB WH	-
4030732668052	4MX900 491 LED75S/840 PSD A30 WH	-
4030732668069	4MX900 581 LED75S/840 PSD WB WH	-
4030732664368	4MX900 LED60S/840 PSD WB SI L1800	-
4030732664849	4MX900 491 LED40S/840 PSU WB SI	-

Bedrijfs- en elektrische gegevens

Order Code	Full Product Name	Energieverbruik
8718696976746	4MX900 491 LED75S/840 PSD WB WH C-2R	50,2 W
8718696879672	4MX900 581 LED75S/840 PSD-CLO MB WH	50,2 W
4030732664603	4MX900 LED90S/840 PSD WB WH L1800	60,1 W
4030732664610	4MX900 LED90S/840 PSD MB WH L1800	60,1 W
4030732666249	4MX900 491 LED40S/840 PSD WB WH	25,2 W
4030732666256	4MX900 491 LED40S/840 PSD MB WH	25,2 W
4030732666263	4MX900 491 LED40S/840 PSD NB WH	25,2 W
4030732666287	4MX900 491 LED50S/840 PSD WB WH	32,2 W
4030732666294	4MX900 491 LED50S/840 PSD MB WH	32,2 W
4030732666355	4MX900 LED60S/840 PSD A30 WH L1800	37,3 W
4030732666386	4MX900 491 LED40S/840 PSU A30 WH	25,2 W

Order Code	Full Product Name	Energieverbruik
4030732666447	4MX900 491 LED50S/840 PSU WB WH	32,2 W
4030732666812	4MX900 LED90S/840 PSD A30 WH L1800	60,1 W
4030732667116	4MX900 491 LED75S/840 PSU A30 WH	50,2 W
4030732667956	4MX900 581 LED75S/840 PSU WB WH	50,2 W
4030732667963	4MX900 581 LED75S/840 PSU MB WH	50,2 W
4030732668007	4MX900 491 LED75S/840 PSD WB WH	50,2 W
4030732668052	4MX900 491 LED75S/840 PSD A30 WH	50,2 W
4030732668069	4MX900 581 LED75S/840 PSD WB WH	50,2 W
4030732664368	4MX900 LED60S/840 PSD WB SI L1800	37,3 W
4030732664849	4MX900 491 LED40S/840 PSU WB SI	25,2 W

Dimbaarheid en regelsystemen

Order Code	Full Product Name	Dimbaar	Ingebouwde regeling	Maximaal dimniveau
8718696976746	4MX900 491 LED75S/840 PSD WB WH C-2R	Ja	-	1%
8718696879672	4MX900 581 LED75S/840 PSD-CLO MB WH	Ja	Constance lichtopbrengst	1%
4030732664603	4MX900 LED90S/840 PSD WB WH L1800	Ja	-	1%
4030732664610	4MX900 LED90S/840 PSD MB WH L1800	Ja	-	1%
4030732666249	4MX900 491 LED40S/840 PSD WB WH	Ja	-	1%
4030732666256	4MX900 491 LED40S/840 PSD MB WH	Ja	-	1%
4030732666263	4MX900 491 LED40S/840 PSD NB WH	Ja	-	1%

Order Code	Full Product Name	Dimbaar	Ingebouwde regeling	Maximaal dimniveau
4030732666287	4MX900 491 LED50S/840 PSD WB WH	Ja	-	1%
4030732666294	4MX900 491 LED50S/840 PSD MB WH	Ja	-	1%
4030732666355	4MX900 LED60S/840 PSD A30 WH L1800	Ja	-	1%
4030732666386	4MX900 491 LED40S/840 PSU A30 WH	Nee	-	Niet van toepassing
4030732666447	4MX900 491 LED50S/840 PSU WB WH	Nee	-	Niet van toepassing
4030732666812	4MX900 LED90S/840 PSD A30 WH L1800	Ja	-	1%
4030732667116	4MX900 491 LED75S/840 PSU A30 WH	Nee	-	Niet van toepassing

Maxos LED Performer 4MX900

Order Code	Full Product Name	Ingebouwde		Maximaal
		Dimbaar	regeling	
4030732667956	4MX900 581 LED75S/840 PSU WB WH	Nee	-	Niet van toepassing
4030732667963	4MX900 581 LED75S/840 PSU MB WH	Nee	-	Niet van toepassing
4030732668007	4MX900 491 LED75S/840 PSD WB WH	Ja	-	1%
4030732668052	4MX900 491 LED75S/840 PSD A30 WH	Ja	-	1%

Order Code	Full Product Name	Ingebouwde		Maximaal
		Dimbaar	regeling	
4030732668069	4MX900 581 LED75S/840 PSD WB WH	Ja	-	1%
4030732664368	4MX900 LED60S/840 PSD WB SI L1800	Ja	-	1%
4030732664849	4MX900 491 LED40S/840 PSU WB SI	Nee	-	Niet van toepassing

Eigenschappen behuizing en afmetingen

Order Code	Full Product Name	Type lichtkap	Kleur	
			behuizing	behuizing
8718696976746	4MX900 491 LED75S/840 PSD WB WH C-2R	Polymethylmethacrylaat schaal/lichtkap	Wit	Wit
8718696879672	4MX900 581 LED75S/840 PSD-CLO MB WH	Polymethylmethacrylaat schaal/lichtkap	Wit	Wit
4030732664603	4MX900 LED90S/840 PSD WB WH L1800	-	Wit	Wit
4030732664610	4MX900 LED90S/840 PSD MB WH L1800	-	Wit	Wit
4030732666249	4MX900 491 LED40S/840 PSD WB WH	-	Wit	Wit
4030732666256	4MX900 491 LED40S/840 PSD MB WH	-	Wit	Wit
4030732666263	4MX900 491 LED40S/840 PSD NB WH	-	Wit	Wit
4030732666287	4MX900 491 LED50S/840 PSD WB WH	-	Wit	Wit
4030732666294	4MX900 491 LED50S/840 PSD MB WH	-	Wit	Wit
4030732666355	4MX900 LED60S/840 PSD A30 WH L1800	-	Wit	Wit
4030732666386	4MX900 491 LED40S/840 PSU A30 WH	-	Wit	Wit

Order Code	Full Product Name	Type lichtkap	Kleur	
			behuizing	behuizing
4030732666447	4MX900 491 LED50S/840 PSU WB WH	-	Wit	Wit
4030732666812	4MX900 LED90S/840 PSD A30 WH L1800	-	Wit	Wit
4030732667116	4MX900 491 LED75S/840 PSU A30 WH	-	Wit	Wit
4030732667956	4MX900 581 LED75S/840 PSU WB WH	-	Wit	Wit
4030732667963	4MX900 581 LED75S/840 PSU MB WH	-	Wit	Wit
4030732668007	4MX900 491 LED75S/840 PSD WB WH	-	Wit	Wit
4030732668052	4MX900 491 LED75S/840 PSD A30 WH	-	Wit	Wit
4030732668069	4MX900 581 LED75S/840 PSD WB WH	-	Wit	Wit
4030732664368	4MX900 LED60S/840 PSD WB SI L1800	-	Zilver	Zilver
4030732664849	4MX900 491 LED40S/840 PSU WB SI	-	Zilver	Zilver

Werking op noodstroom

Order Code	Full Product Name	Centrale noodpost
8718696976746	4MX900 491 LED75S/840 PSD WB WH C-2R	Nee
8718696879672	4MX900 581 LED75S/840 PSD-CLO MB WH	Nee
4030732664603	4MX900 LED90S/840 PSD WB WH L1800	-
4030732664610	4MX900 LED90S/840 PSD MB WH L1800	-
4030732666249	4MX900 491 LED40S/840 PSD WB WH	-
4030732666256	4MX900 491 LED40S/840 PSD MB WH	-
4030732666263	4MX900 491 LED40S/840 PSD NB WH	-

Order Code	Full Product Name	Centrale noodpost
4030732666287	4MX900 491 LED50S/840 PSD WB WH	-
4030732666294	4MX900 491 LED50S/840 PSD MB WH	-
4030732666355	4MX900 LED60S/840 PSD A30 WH L1800	-
4030732666386	4MX900 491 LED40S/840 PSU A30 WH	-
4030732666447	4MX900 491 LED50S/840 PSU WB WH	-
4030732666812	4MX900 LED90S/840 PSD A30 WH L1800	-
4030732667116	4MX900 491 LED75S/840 PSU A30 WH	-

Maxos LED Performer 4MX900

Order Code	Full Product Name	Centrale noodpost
4030732667956	4MX900 581 LED75S/840 PSU WB WH	-
4030732667963	4MX900 581 LED75S/840 PSU MB WH	-
4030732668007	4MX900 491 LED75S/840 PSD WB WH	-
4030732668052	4MX900 491 LED75S/840 PSD A30 WH	-

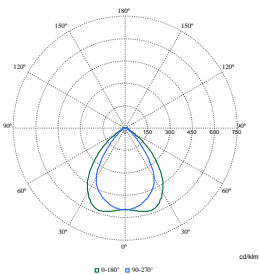
Order Code	Full Product Name	Centrale noodpost
4030732668069	4MX900 581 LED75S/840 PSD WB WH	-
4030732664368	4MX900 LED60S/840 PSD WB SI L1800	-
4030732664849	4MX900 491 LED40S/840 PSU WB SI	-

Keurmerken en classificaties

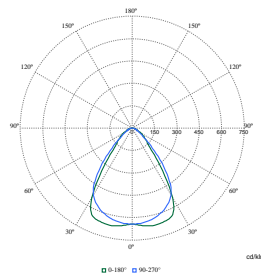
Order Code	Full Product Name	Bereik omgevingstemperatuur
8718696976746	4MX900 491 LED75S/840 PSD WB WH C-2R	0 tot +45 °C
8718696879672	4MX900 581 LED75S/840 PSD-CLO MB WH	0 tot +45 °C
4030732664603	4MX900 LED90S/840 PSD WB WH L1800	-20 tot +40 °C
4030732664610	4MX900 LED90S/840 PSD MB WH L1800	-20 tot +40 °C
4030732666249	4MX900 491 LED40S/840 PSD WB WH	-20 tot +40 °C
4030732666256	4MX900 491 LED40S/840 PSD MB WH	-20 tot +40 °C
4030732666263	4MX900 491 LED40S/840 PSD NB WH	-20 tot +40 °C
4030732666287	4MX900 491 LED50S/840 PSD WB WH	-20 tot +40 °C
4030732666294	4MX900 491 LED50S/840 PSD MB WH	-20 tot +40 °C
4030732666355	4MX900 LED60S/840 PSD A30 WH L1800	-20 tot +40 °C
4030732666386	4MX900 491 LED40S/840 PSU A30 WH	-20 tot +40 °C

Order Code	Full Product Name	Bereik omgevingstemperatuur
4030732666447	4MX900 491 LED50S/840 PSU WB WH	-20 tot +40 °C
4030732666812	4MX900 LED90S/840 PSD A30 WH L1800	-20 tot +40 °C
4030732667116	4MX900 491 LED75S/840 PSU A30 WH	-20 tot +40 °C
4030732667956	4MX900 581 LED75S/840 PSU WB WH	-20 tot +40 °C
4030732667963	4MX900 581 LED75S/840 PSU MB WH	-20 tot +40 °C
4030732668007	4MX900 491 LED75S/840 PSD WB WH	-20 tot +40 °C
4030732668052	4MX900 491 LED75S/840 PSD A30 WH	-20 tot +40 °C
4030732668069	4MX900 581 LED75S/840 PSD WB WH	-20 tot +40 °C
4030732664368	4MX900 LED60S/840 PSD WB SI L1800	-20 tot +40 °C
4030732664849	4MX900 491 LED40S/840 PSU WB SI	-20 tot +40 °C

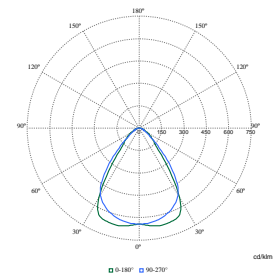
Polar Wide Diagrams



Polar Normal (separate) - 4MX9001 - 910629171926



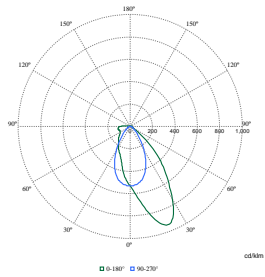
Polar Normal (separate) - 4MX9001 - 910629170926



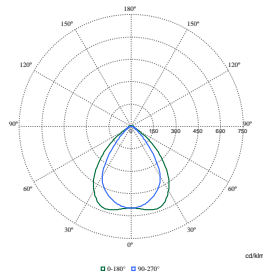
Polar Normal (separate) - 4MX9001 - 910629144926

Maxos LED Performer 4MX900

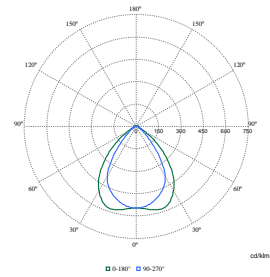
Polar Wide Diagrams



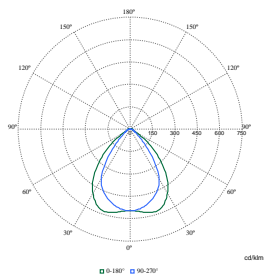
Polar Normal (separate) - 4MX9001 - 910629145826



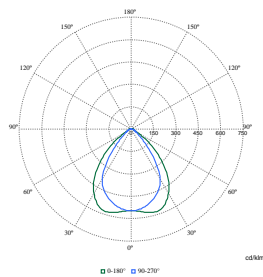
Polar Normal (separate) - 4MX9001 - 910629171326



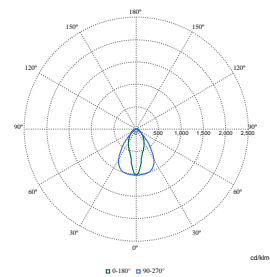
Polar Normal (separate) - 4MX9001 - 910629141226



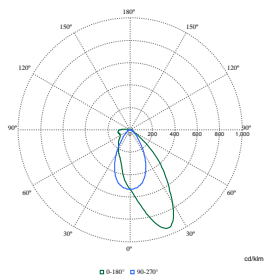
Polar Normal (separate) - 4MX9001 - 910629144426



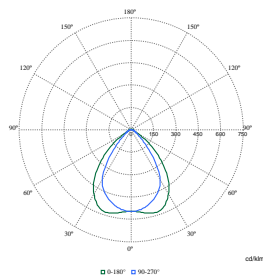
Polar Normal (separate) - 4MX9001 - 910629146426



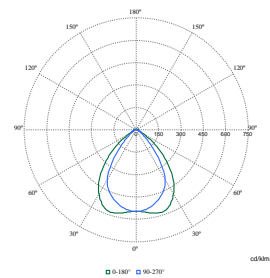
Polar Normal (separate) - 4MX9001 - 910629144626



Polar Normal (separate) - 4MX9001 - 910629171826



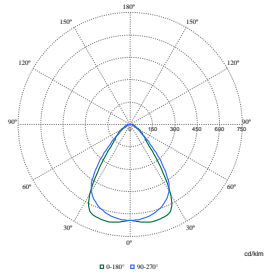
Polar Normal (separate) - 4MX9001 - 910629144826



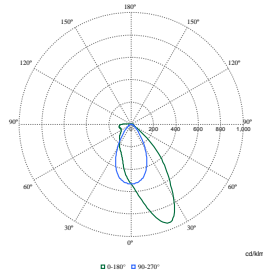
Polar Normal (separate) - 4MX9001 - 910629170826

Maxos LED Performer 4MX900

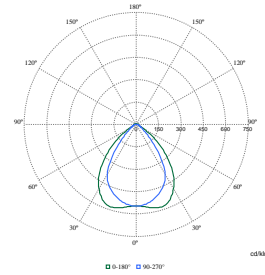
Polar Wide Diagrams




Polar Normal (separate) - 4MX900I -
910629144526



Polar Normal (separate) - 4MX900I -
910629148526



Polar Normal (separate) - 4MX900I -
910500460307



Polar Normal (separate) - 4MX900I -
910500458125

