



# Maxos LED inserts for TTX400 – efficiency champion with great payback

## Maxos LED inserts for TTX400

Customers in the industrial and retail sectors are looking for general lighting solutions with a justifiable payback, while meeting all relevant norms for supermarkets and industry applications. For a limited investment, Maxos LED inserts for TTX400 offer best-in-class energy savings while delivering high lux levels at the required color temperatures and glare factors. The minimalistic Maxos LED inserts for TTX400 comprise exchangeable mid-power LED boards to be mounted on a standard TTX400 trunking rail. A choice of wide, medium and double asymmetric beam lenses means flexibility in light distribution. Compared with a conventional fluorescent installation, this highly efficient LED solution offers full payback in less than three years. And the benefits keep coming: our upgradable LED engine platform makes Maxos LED inserts for TTX400 a truly future-proof solution.

### Benefits

- Substantial energy savings for a limited investment
- Comfortable light, long lifetime
- Compatibility with proven TTX400 trunking system

# Maxos LED inserts for TTX400

## Features

- Mid-power LED boards; exchangeable LED unit
- Up to 138 lm/W efficiency
- LED gear trays for T5 and TL-D-length trunkings (high lumen output); replacement LED gear trays with same lumen packages as installed T5 and TL-D solutions (lower wattage)
- Choice of medium, wide and double asymmetric beam lenses
- Compatible with our standard TTX400 rails for TL5 49 W and TL-D 58 W lengths

## Application

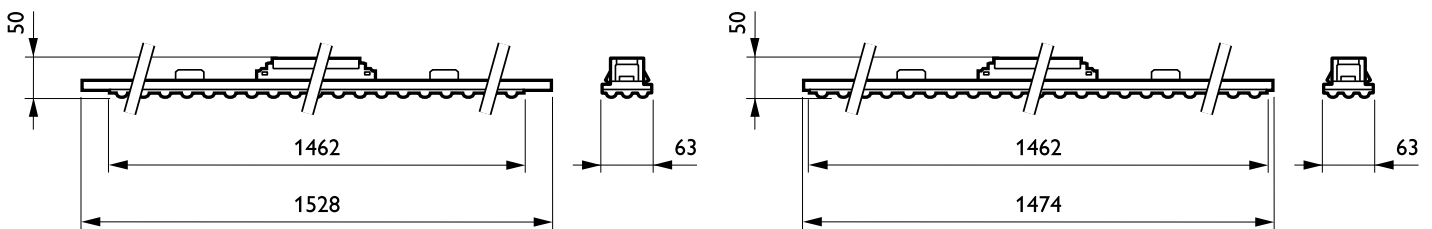
- Industry
- Warehouses
- Supermarkets, DIY stores, electronics retailers, showrooms

## Versions




Maxos LED Insert for TTX400

## Dimensional drawing



# Maxos LED inserts for TTX400

## Product details



IPDP\_4MX400i\_0003-Detail  
photo



IPDP\_4MX400i\_0005-Detail  
photo

# Maxos LED inserts for TTX400

General Information	
Driver included	Yes
Gear	-
Light source replaceable	No
Number of gear units	1 unit
Service tag	Yes
Light Technical	
Beam angle of light source	120 degree(s)
Color rendering index (CRI)	>80
Number of light sources	1
Operating and Electrical	
Protection class IEC	Safety class I
Input Voltage	220-240 V
Line Frequency	50 to 60 Hz
Suitable for random switching	Not applicable
Controls and Dimming	
Dimmable	Yes
Maximum dim level	1%
Mechanical and Housing	
Optical cover type	Polymethyl methacrylate bowl/cover
Housing Color	White
Mech. impact protection code	IK02
Ingress protection code	IP20
Approval and Application	
Ambient temperature range	-20 to +35 °C
CE mark	Yes
ENEC mark	ENEC mark
Flammability mark	-
Glow-wire test	Temperature 650 °C, duration 30 s
Initial Performance (IEC Compliant)	
Luminous flux tolerance	+/-10%
Product Data	
Product family code	4MX400

## General Information

Order Code	Full Product Name	Lamp family code
66242599	4MX400 491 LED40S/830 PSD WB WH	LED40S
66243299	4MX400 491 LED40S/840 PSD NB WH	LED40S
66246399	4MX400 491 LED55S/830 PSD WB WH	LED55S
66247099	4MX400 491 LED55S/840 PSD NB WH	LED55S
66248799	4MX400 491 LED55S/840 PSD WB WH	LED55S
66252499	4MX400 581 LED40S/840 PSD WB WH	LED40S
66256299	4MX400 581 LED55S/840 PSD WB WH	LED55S
66250099	4MX400 581 LED40S/830 PSD WB WH	LED40S

## Light Technical

Order Code	Full Product Name	Correlated Color Temperature (Nom)	Luminous Efficacy (rated) (Nom)	Luminous Flux	Optic type
		(K)	(lm/W)	(lm)	
66242599	4MX400 491 LED40S/830 PSD WB WH	3000 K	166 lm/W	4,000 lm	Wide beam

Order Code	Full Product Name	Correlated Color Temperature (Nom)	Luminous Efficacy (rated) (Nom)	Luminous Flux	Optic type
		(K)	(lm/W)	(lm)	
66243299	4MX400 491 LED40S/840 PSD NB WH	4000 K	166 lm/W	4,000 lm	Narrow beam

# Maxos LED inserts for TTX400

Order Code	Full Product Name	Correlated Color		Luminous Efficacy (rated) (Nom)	Luminous Flux	Optic type
		Temperature (Nom)	Color			
66246399	4MX400 491 LED55S/830 PSD WB WH	3000 K		169 lm/W	5,500 lm	Wide beam
66247099	4MX400 491 LED55S/840 PSD NB WH	4000 K		169 lm/W	5,500 lm	Narrow beam
66248799	4MX400 491 LED55S/840 PSD WB WH	4000 K		169 lm/W	5,500 lm	Wide beam

Order Code	Full Product Name	Correlated Color		Luminous Efficacy (rated) (Nom)	Luminous Flux	Optic type
		Temperature (Nom)	Color			
66252499	4MX400 581 LED40S/840 PSD WB WH	4000 K		166 lm/W	4,000 lm	Wide beam
66256299	4MX400 581 LED55S/840 PSD WB WH	4000 K		169 lm/W	5,500 lm	Wide beam
66250099	4MX400 581 LED40S/830 PSD WB WH	3000 K		166 lm/W	4,000 lm	Wide beam

## Operating and Electrical

Order Code	Full Product Name	Power Consumption
66242599	4MX400 491 LED40S/830 PSD WB WH	24 W
66243299	4MX400 491 LED40S/840 PSD NB WH	24 W
66246399	4MX400 491 LED55S/830 PSD WB WH	32.5 W
66247099	4MX400 491 LED55S/840 PSD NB WH	32.5 W

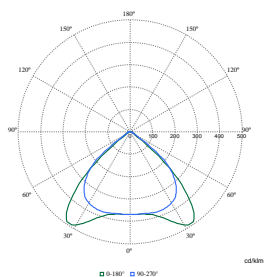
Order Code	Full Product Name	Power Consumption
66248799	4MX400 491 LED55S/840 PSD WB WH	32.5 W
66252499	4MX400 581 LED40S/840 PSD WB WH	24 W
66256299	4MX400 581 LED55S/840 PSD WB WH	32.5 W
66250099	4MX400 581 LED40S/830 PSD WB WH	24 W

## Initial Performance (IEC Compliant)

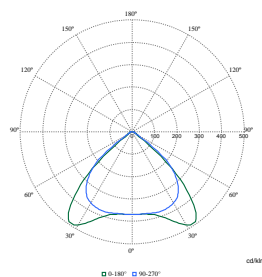
Order Code	Full Product Name	Initial chromaticity
66242599	4MX400 491 LED40S/830 PSD WB WH	(0.43, 0.40) SDCM <3.5
66243299	4MX400 491 LED40S/840 PSD NB WH	(0.38, 0.38) SDCM <3.5
66246399	4MX400 491 LED55S/830 PSD WB WH	(0.43, 0.40) SDCM <3.5
66247099	4MX400 491 LED55S/840 PSD NB WH	(0.38, 0.38) SDCM <3.5

Order Code	Full Product Name	Initial chromaticity
66248799	4MX400 491 LED55S/840 PSD WB WH	(0.38, 0.38) SDCM <3.5
66252499	4MX400 581 LED40S/840 PSD WB WH	(0.38, 0.38) SDCM <3.5
66256299	4MX400 581 LED55S/840 PSD WB WH	(0.38, 0.38) SDCM <3.5
66250099	4MX400 581 LED40S/830 PSD WB WH	(0.43, 0.40) SDCM <3.5

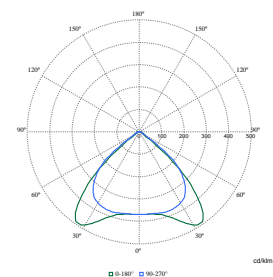
## Polar Wide Diagrams



Polar Normal (separate) - 4MX4001 - 910629123726



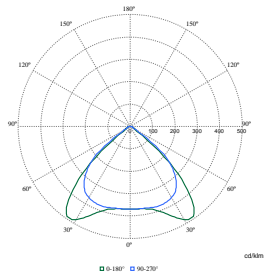
Polar Normal (separate) - 4MX4001 - 910629123326



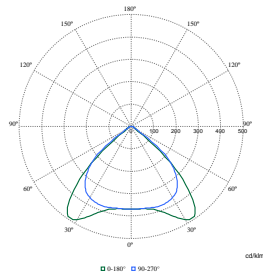
Polar Normal (separate) - 4MX4001 - 910629124326

# Maxos LED inserts for TTX400

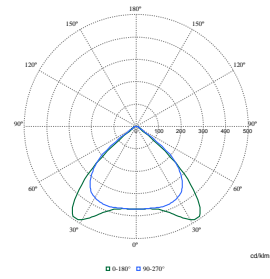
## Polar Wide Diagrams



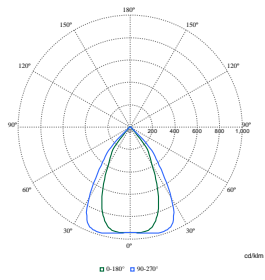
**Polar Normal (separate) - 4MX400I - 910629123926**



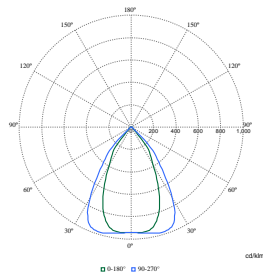
**Polar Normal (separate) - 4MX400I - 910629124126**



**Polar Normal (separate) - 4MX400I - 910629124726**



**Polar Normal (separate) - 4MX400I - 910629123426**



**Polar Normal (separate) - 4MX400I - 910629123826**

