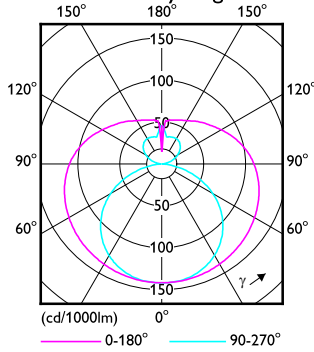


1 x TLED 16W 4000K 9290031033

1 x 1800 lm

Polar intensity diagram

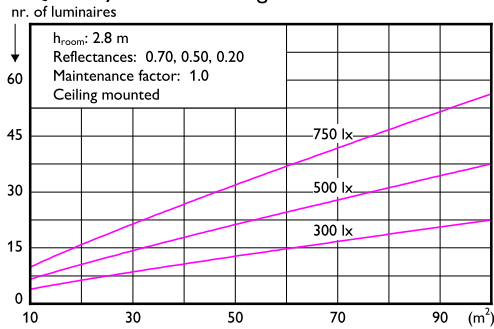


Light output ratio 1.01
 Service upward 0.36
 Service downward 0.65

CIE flux code 32 59 82 64 101

UGRcen (4Hx8H, 0.25H) 24

Quantity estimation diagram

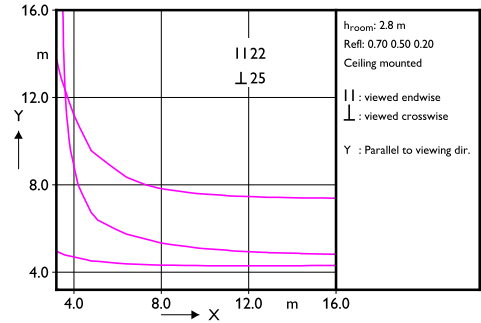


Utilisation factor table

Room Index k	Reflectances (%) for ceiling, walls and working plane (CIE)											
	0.80		0.70		0.50		0.30		0.10		0.00	
	0.80	0.50	0.70	0.50	0.50	0.30	0.50	0.30	0.10	0.30	0.10	0.00
0.60	0.38	0.37	0.36	0.35	0.34	0.27	0.24	0.20	0.22	0.18	0.13	
0.80	0.48	0.45	0.45	0.43	0.42	0.35	0.31	0.26	0.27	0.23	0.18	
1.00	0.56	0.52	0.52	0.50	0.49	0.41	0.36	0.31	0.32	0.28	0.21	
1.25	0.63	0.58	0.59	0.57	0.55	0.47	0.42	0.37	0.37	0.33	0.26	
1.50	0.69	0.63	0.65	0.62	0.59	0.52	0.46	0.41	0.41	0.37	0.29	
2.00	0.79	0.70	0.73	0.69	0.66	0.60	0.53	0.49	0.47	0.43	0.34	
2.50	0.85	0.75	0.79	0.75	0.71	0.65	0.58	0.54	0.51	0.48	0.38	
3.00	0.90	0.79	0.83	0.79	0.74	0.69	0.62	0.58	0.54	0.51	0.41	
4.00	0.96	0.83	0.89	0.84	0.79	0.74	0.66	0.63	0.59	0.56	0.45	
5.00	1.01	0.86	0.93	0.87	0.82	0.78	0.69	0.67	0.62	0.59	0.48	

Ceiling mounted

UGR diagram



Luminance Table

Plane Cone	0.0	15.0	30.0	45.0	60.0	75.0	90.0
45.0	5658	5625	5788	5923	6282	7141	8552
50.0	5602	5551	5711	5792	6104	6961	8468
55.0	5582	5511	5667	5676	5917	6749	8334
60.0	5594	5504	5656	5590	5753	6511	8106
65.0	5649	5534	5681	5534	5611	6239	7753
70.0	5734	5602	5756	5521	5499	5923	7187
75.0	5867	5717	5883	5565	5450	5604	6391
80.0	6047	5881	6065	5684	5508	5307	5111
85.0	6278	6099	6316	5903	5724	5188	3106
90.0	6581	6393	6662	6262	6181	5798	1555

(cd/m²)

2021-08-30