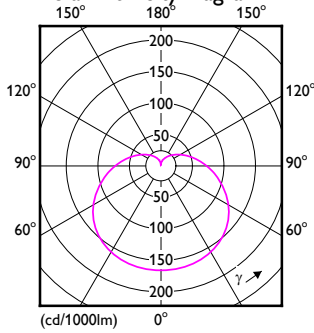


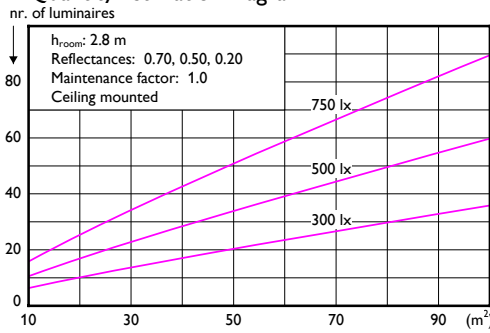
**1 x 9290030080 10W 6500K**

1 x 1100 lm

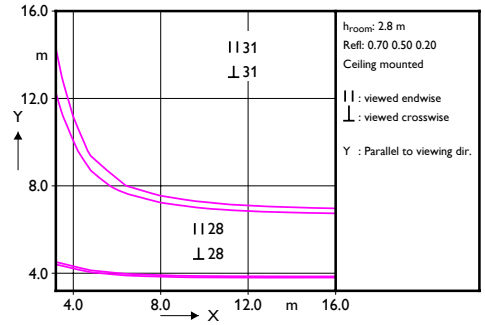
**Polar intensity diagram**



**Quantity estimation diagram**



**UGR diagram**



Light output ratio 1.00  
 Service upward 0.23  
 Service downward 0.77

CIE flux code 32 60 83 77 100

UGRcen (4Hx8H, 0.25H) 30

**Utilisation factor table**

Room Index k	Reflectances (%) for ceiling, walls and working plane (CIE)												
	0.80			0.70			0.50			0.30			0.00
	0.80	0.50	0.30	0.80	0.50	0.30	0.80	0.50	0.30	0.80	0.50	0.30	0.00
0.60	0.38	0.37	0.37	0.36	0.35	0.27	0.25	0.21	0.24	0.19	0.16	0.16	0.00
0.80	0.48	0.45	0.46	0.44	0.43	0.35	0.32	0.27	0.30	0.25	0.21	0.21	0.00
1.00	0.56	0.52	0.53	0.51	0.50	0.42	0.38	0.33	0.35	0.31	0.26	0.26	0.00
1.25	0.64	0.58	0.60	0.58	0.56	0.48	0.44	0.39	0.41	0.36	0.31	0.31	0.00
1.50	0.70	0.63	0.66	0.63	0.61	0.53	0.49	0.44	0.45	0.41	0.35	0.35	0.00
2.00	0.79	0.71	0.75	0.71	0.68	0.61	0.57	0.52	0.52	0.48	0.41	0.41	0.00
2.50	0.86	0.76	0.81	0.77	0.73	0.67	0.62	0.57	0.57	0.53	0.46	0.46	0.00
3.00	0.91	0.80	0.86	0.81	0.76	0.71	0.66	0.61	0.61	0.57	0.50	0.50	0.00
4.00	0.98	0.84	0.92	0.86	0.81	0.76	0.71	0.67	0.65	0.62	0.54	0.54	0.00
5.00	1.02	0.88	0.96	0.90	0.84	0.80	0.74	0.71	0.68	0.66	0.58	0.58	0.00

Ceiling mounted

**Luminance Table**

Plane Cone	0.0	15.0	30.0	45.0	60.0	75.0	90.0
45.0	42983	39223	37057	36188	36503	38042	41010
50.0	42201	38134	35827	34909	35241	36873	40057
55.0	41477	37095	34650	33684	34033	35755	39156
60.0	40780	36071	33487	32476	32841	34651	38272
65.0	40124	35065	32341	31284	31664	33563	37415
70.0	39637	34176	31296	30190	30588	32584	36694
75.0	39341	33407	30348	29187	29603	31709	36121
80.0	39297	32778	29508	28281	28720	30956	35731
85.0	39783	32478	28929	27617	28085	30491	35748
90.0	40891	32497	28578	27154	27661	30291	36199

(cd/m<sup>2</sup>)