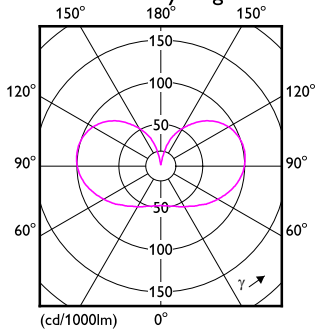


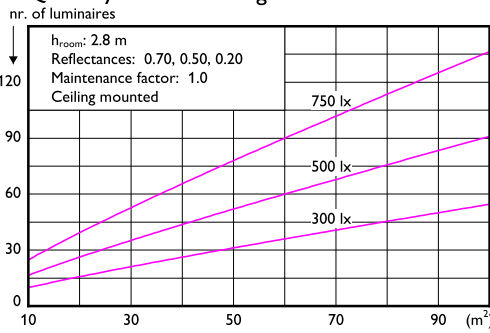
**1 x 9290038002 4W 2700K**

1 x 840 lm

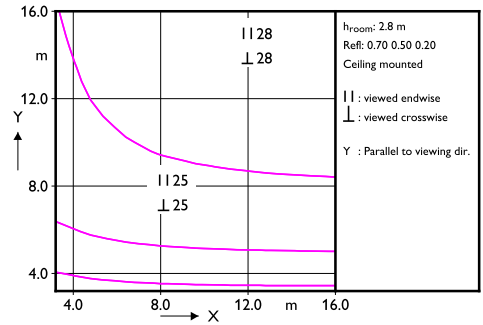
**Polar intensity diagram**



**Quantity estimation diagram**



**UGR diagram**



Light output ratio 1.00  
 Service upward 0.52  
 Service downward 0.48

CIE flux code 18 41 69 48 100

UGRcen (4Hx8H, 0.25H) 26

**Utilisation factor table**

Room Index k	Reflectances (%) for ceiling, walls and working plane (CIE)												
	0.80			0.70			0.50			0.30			0.00
	0.80	0.80	0.30	0.70	0.70	0.70	0.50	0.50	0.30	0.30	0.30	0.10	0.00
0.30	0.10	0.30	0.20	0.10	0.10	0.10	0.10	0.10	0.10	0.10	0.10	0.00	
0.60	0.33	0.32	0.30	0.30	0.29	0.22	0.18	0.14	0.14	0.11		0.05	
0.80	0.42	0.39	0.38	0.37	0.36	0.28	0.23	0.19	0.19	0.15		0.08	
1.00	0.49	0.46	0.45	0.43	0.42	0.34	0.28	0.23	0.22	0.18		0.10	
1.25	0.56	0.52	0.51	0.49	0.47	0.40	0.33	0.28	0.26	0.22		0.13	
1.50	0.62	0.56	0.56	0.54	0.52	0.44	0.37	0.32	0.29	0.25		0.15	
2.00	0.71	0.63	0.64	0.61	0.58	0.51	0.43	0.38	0.34	0.31		0.19	
2.50	0.77	0.68	0.70	0.66	0.63	0.56	0.47	0.43	0.38	0.35		0.22	
3.00	0.82	0.72	0.74	0.70	0.66	0.60	0.50	0.46	0.41	0.38		0.24	
4.00	0.88	0.77	0.80	0.75	0.71	0.66	0.55	0.51	0.45	0.42		0.28	
5.00	0.93	0.80	0.84	0.78	0.74	0.69	0.58	0.55	0.48	0.45		0.30	

Ceiling mounted

**Luminance Table**

Plane Cone	0.0	15.0	30.0	45.0	60.0	75.0	90.0
45.0	11533	10443	9857	9672	9857	10443	11533
50.0	12538	11253	10572	10358	10572	11253	12538
55.0	13483	11992	11213	10970	11213	11992	13483
60.0	14640	12900	12003	11725	12003	12900	14640
65.0	15983	13945	12910	12592	12910	13945	15983
70.0	17576	15174	13974	13607	13974	15174	17576
75.0	19415	16570	15173	14749	15173	16570	19415
80.0	21486	18105	16475	15984	16475	18105	21486
85.0	23925	19869	17956	17385	17956	19869	23925
90.0	26766	21854	19594	18926	19594	21854	26766

(cd/m<sup>2</sup>)