

# PHILIPS

## Xitanium

### LED driver



## Datasheet

### Xitanium non-isolated DALI dimmable & programmable iXt

Xitanium 100W 0.15-0.5A 300V iXt TD 230V

9290 016 85606

**Xitanium non-isolated DALI drivers stand on three pillars: quality of light, reliability and flexibility.**

By using Xitanium LED drivers in your luminaires, you can be sure to offer your customers high quality of light without visual flicker and stroboscopic effects. The reliability of your complete lighting system is enhanced as our Industry Xtreme drivers offer longer lifetime, high surge specifications and a wide ambient temperature range.

Finally, application-oriented operating windows offer the flexibility required to provide the stable lumen output and light quality levels that are required in demanding industrial applications.

#### Benefits

- High quality of light
- High reliability
- Future-proof flexibility
- Fast and easy wireless programming with SimpleSet
- Flicker and noise free dimming due to amplitude modulation dimming (AM)

#### Features

- High efficiency
- Wide operating windows - output current can be adjusted via the Philips MultiOne software, SimpleSet (NFC) or LEDset (resistor)
- Reduced ripple current
- Industry Xtreme (iXt) drivers offer longer life time, higher surge specifications and a wide T-ambient range

#### Application

- Offices
- Retail: supermarkets, shopping malls
- Indoor industry applications: warehouses, distribution centers, cold storage, manufacturing

## Electrical input data

Specification item	Value	Unit	Condition
Rated input voltage range	220...240	V <sub>ac</sub>	Nominal range
Rated input voltage	230	V <sub>ac</sub>	
Rated input frequency range	50...60	Hz	Nominal range
Rated input current	0.49	A	@ rated output power @ minimum performance input voltage
Rated input power	107	W	@ rated output power @ rated input voltage
Power factor	0.9		@ rated output power @ rated input voltage
Total harmonic distortion	20	%	@ rated output power @ rated input voltage
Efficiency	95	%	@ rated output power @ rated input voltage
Rated input voltage DC range	186...250	V <sub>dc</sub>	Nominal range
Rated input current DC range	0.59...0.43	A <sub>dc</sub>	Nominal range
Input voltage AC range	198...264	V <sub>ac</sub>	Operational range
Input frequency AC range	45...66	Hz	Operational range
Input voltage DC range	168...275	V <sub>dc</sub>	Operational range
Standby Power	0.3	W	
Isolation input to output	No		

## Electrical output data


Specification item	Value	Unit	Condition
Regulation method	Constant Current		
Output voltage	100...300	V <sub>dc</sub>	
Output voltage max.	330	V	Maximum output voltage (rms)
Output current	0.15...0.5	A	
Output current min programmable	150	mA	
Output current min dimming	3.3	mA	
Output current tolerance	± 5	%	
Output current ripple LF	≤ 4	%	Ripple = peak / average, < 3kHz
Output P <sub>st</sub> <sup>LM</sup>	≤ 1		
Output SVM	≤ 0.4		
Output power	28...100	W	

## Electrical data controls input

Specification item	Value	Unit	Condition
Control method	Corridor Mode, DALI, Touch & Dim (TD)		DALI Parts: 101, 102, 207, 251, 252, 253
Dimming range	1...100	%	lower-25°C and higher+50°C dimming to be set to 10%
Isolation controls input to output	Basic		acc. IEC61347-1

## Wiring and Connections

Specification item	Value	Unit	Condition
Input wire cross-section	0.5...1.5	mm <sup>2</sup>	WAGO744, solid wire
	16...20	AWG	WAGO744, solid wire
Input wire strip length	8...9	mm	
Output wire cross-section	0.5...1.5	mm <sup>2</sup>	WAGO744, solid wire
	16...20	AWG	WAGO744, solid wire
Output wire strip length	8...9	mm	
Maximum cable length	2000	mm	Total length of wiring including LED module, one way

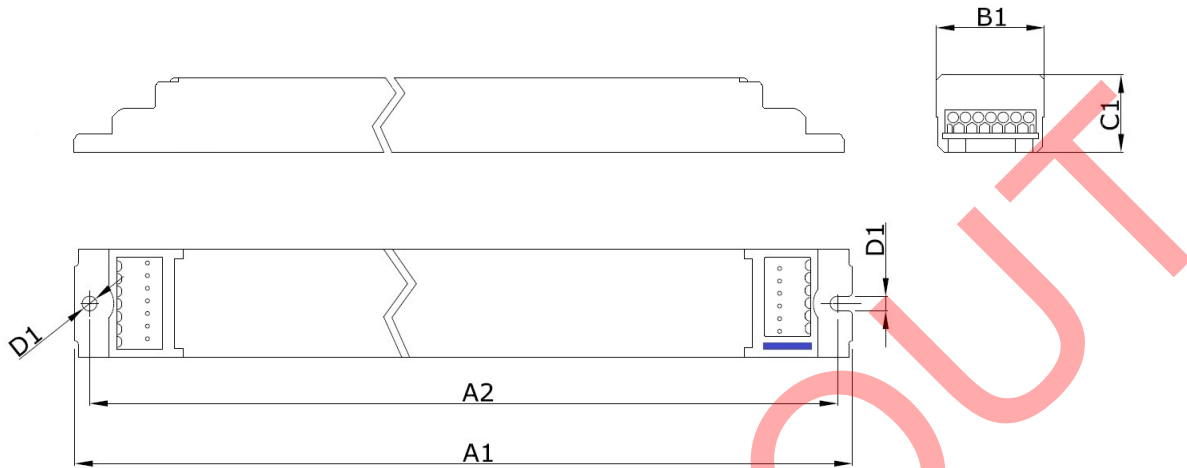


## Insulation

Insulation per IEC61347-1	Input	Output	DALI	Housing
Input		Non	Basic	Basic
Output	Non		Basic	Basic
DALI	Basic	Basic		Basic
Housing	Basic	Basic	Basic	

## Dimensions and weight

Specification item	Value	Unit	Condition
Length (A1)	360	mm	
Width (B1)	30	mm	
Height (C1)	21	mm	
Fixing hole diameter (D1)	4.1	mm	
Fixing hole distance (A2)	350	mm	
Weight	285	gram	



## Logistical data

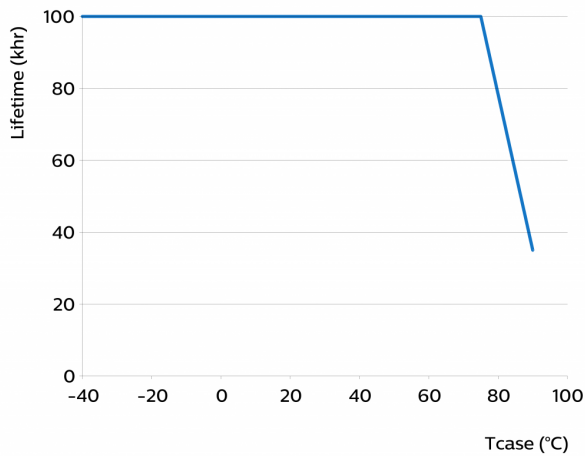
Specification item	Value
Product name	Xitanium 100W 0.15-0.5A 300V iXt TD 230V
EOC	871869968856100
Logistic code 12NC	9290 016 85606
EAN1 (GTIN)	8718699688561
EAN3	8718699688578
Pieces per box	24

## Operational temperatures and humidity

Specification item	Value	Unit	Condition
Ambient temperature	-40...+60	°C	Higher ambient temperature allowed as long as Tcase-max is not exceeded. Below -30°C DALI performance cannot be guaranteed.
Tcase-max	90	°C	lifetime 35khrs;
Tcase-life	75	°C	lifetime 100khrs; Measured at T <sub>c</sub> -point
Maximum housing temperature	110	°C	In case of a failure, inherent by design
Relative humidity	10...90	%	Non-condensing

## Lifetime

Specification item	Value	Unit	Condition
Driver lifetime	100,000	hours	Measured temperature at Tcase-point is Tcase-life. Maximum failures = 10%
Mains switching cycles	> 100,000	switches	See Design-in guide for detailed explanation



## Storage temperature and humidity

Specification item	Value	Unit	Condition
Ambient temperature	-40...+85	°C	
Relative humidity	5...95	%	Non-condensing

## Programmable features

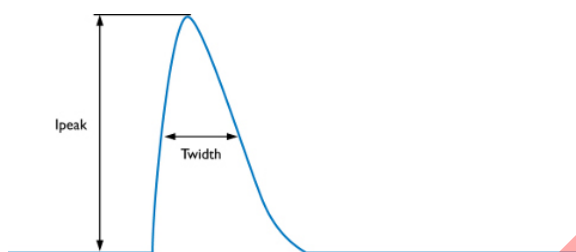
Specification item	Available	Default setting	Condition
Set Adjustable Output Current (AOC)	LEDset, Programmable, SimpleSet	150 mA	
NTC on LEDset	Yes	OFF	
Constant Lumen Over Lifetime (CLO)	Yes	OFF	
Adjustable Light Output (ALO)	Yes	OFF	
Touch & Dim (TD)	Yes	ON	
Minimum dim level	Yes	1 %	
DC emergency dimming (DCemDim)	Yes	ON	Current output decreased to 15%
Corridor mode	Yes	ON	Default: T1=55s, T2=12s, T3=30min
OEM OverWrite Protection (OWP)	Yes	OFF	
Luminaire Info	Yes		

## Features

Specification item	Value	Remark	Condition
Open load protection	Yes		Automatic recovering
Short circuit protection	Yes		Automatic recovering
Over power protection	Yes		Automatic recovering
Hot wiring	No		
Suitable for fixtures with protection class	I		per IEC60598
Output Overvoltage Detection	Yes		
Energy metering	Yes		
Diagnostics	Yes		

## Inrush current

Specification item	Value	Unit	Condition
Inrush current $I_{peak}$	4.5	A	Input voltage 230V
Inrush current $T_{width}$	1000	$\mu$ s	Input voltage 230V, measured at 50% $I_{peak}$
Drivers / MCB 16A type B	$\leq 24$	pcs	Indicative value



MCB	Rating	Relative number of LED drivers
B	4A	25%
B	6A	40%
B	10A	63%
B	13A	81%
B	16A	100% (stated in datasheet)
B	20A	125%
B	25A	156%
B	32A	200%
B	40A	250%
C	4A	42%
C	6A	63%
C	10A	104%
C	13A	135%
C	16A	170%
C	20A	208%
C	25A	260%
C	32A	340%
C	40A	415%

## Driver touch current / protective conductor current

Specification item	Value	Unit	Condition
Typical Protective Conductor Current (ins. Class I)	0.5	mA rms	Acc. IEC60598-1. LED module contribution not included

## Surge immunity

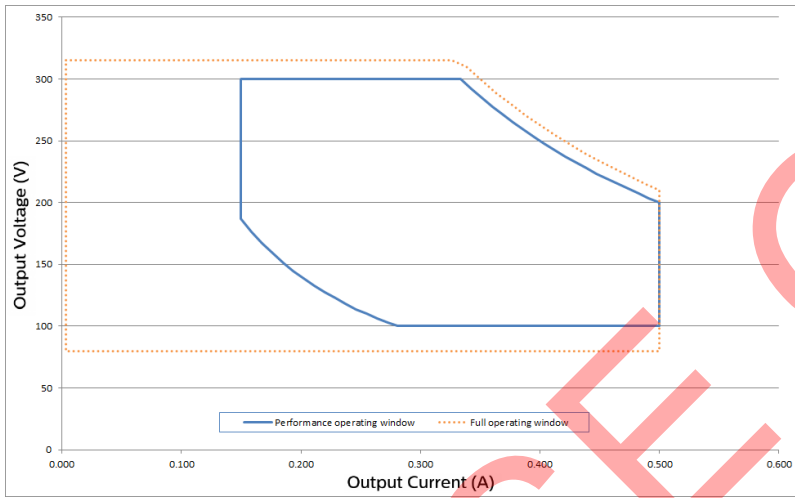
Specification item	Value	Unit	Condition
Mains surge immunity (diff. mode)	2	kV	Acc. IEC61000-4-5. 2 Ohm, 1.2/50us, 8/20us
Mains surge immunity (comm. mode)	4	kV	Acc. IEC61000-4-5. 12 Ohm, 1.2/50us, 8/20us
Control surge immunity (diff. mode)	1	kV	Acc. IEC61000-4-5. 2 Ohm, 1.2/50us, 8/20us
Control surge immunity (comm. mode)	2	kV	Acc. IEC61000-4-5. 12 Ohm, 1.2/50us, 8/20us

## Application Info

Specification item	Value
Approval marks	BIS / CCC / CE / DALI 2 / EAC / EL / ENEC / UA
Ingress Protection classification (IP)	20

## Graphs

### Operating window

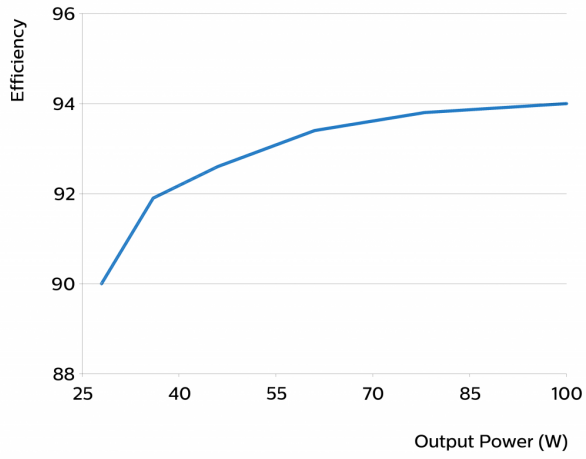


### Power factor versus output power



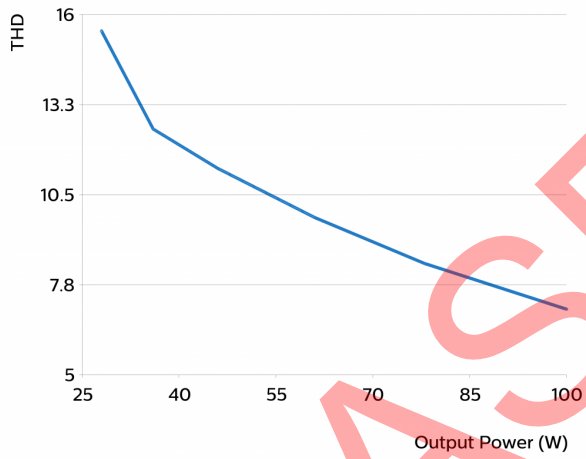
### Efficiency versus output power

---



### THD versus output power

---



PHASE OUT

## Notes

This product includes software licensed under terms that require Philips Lighting Holding B.V. to display the following notice:

ASF: Release ASF-3.32

The Atmel® Software Framework (ASF, [www.atmel.com/asf](http://www.atmel.com/asf)) is a compilation of embedded software for Atmel flash MCUs: megaAVR®, AVR XMEGA®, AVR UC3 and SAM devices. It has been designed to help develop and glue together the different components of a software design. It can easily integrate into an operating system (OS) or run as a stand-alone product.

Redistribution and use in source and binary forms, with or without modification, are permitted provided that the following conditions are met:

1. Redistributions of source code must retain the above copyright notice, this list of conditions and the following disclaimer.
2. Redistributions in binary form must reproduce the above copyright notice, this list of conditions and the following disclaimer in the documentation and/or other materials provided with the distribution.
3. The name of Atmel may not be used to endorse or promote products derived from this software without specific prior written permission.
4. This software may only be redistributed and used in connection with an Atmel microcontroller product.

THIS SOFTWARE IS PROVIDED BY ATMEL "AS IS" AND ANY EXPRESS OR IMPLIED WARRANTIES, INCLUDING, BUT NOT LIMITED TO, THE IMPLIED WARRANTIES OF MERCHANTABILITY, FITNESS FOR A PARTICULAR PURPOSE AND NON-INFRINGEMENT ARE EXPRESSLY AND SPECIFICALLY DISCLAIMED. IN NO EVENT SHALL ATMEL BE LIABLE FOR ANY DIRECT, INDIRECT, INCIDENTAL, SPECIAL, EXEMPLARY, OR CONSEQUENTIAL DAMAGES (INCLUDING, BUT NOT LIMITED TO, PROCUREMENT OF SUBSTITUTE GOODS OR SERVICES; LOSS OF USE, DATA, OR PROFITS; OR BUSINESS INTERRUPTION) HOWEVER CAUSED AND ON ANY THEORY OF LIABILITY, WHETHER IN CONTRACT, STRICT LIABILITY, OR TORT (INCLUDING NEGLIGENCE OR OTHERWISE) ARISING IN ANY WAY OUT OF THE USE OF THIS SOFTWARE, EVEN IF ADVISED OF THE POSSIBILITY OF SUCH DAMAGE.

PHASE OUT



©2020 Signify Holding, IBRS 10461, 5600 VB, NL. All rights reserved.

The information provided herein is subject to change without notice. Signify does not give any representation or warranty as to the accuracy or completeness of the information included herein and shall not be liable for any action in reliance thereon. The information presented in this document is not intended as any commercial offer and does not form part of any quotation or contract, unless otherwise agreed by Signify.

Philips and the Philips Shield Emblem are registered trademarks of Koninklijke Philips N.V. All other trademarks are owned by Signify Holding or their respective owners.

Date of release: January 28, 2020 v4

[www.philips.com/oem](http://www.philips.com/oem)