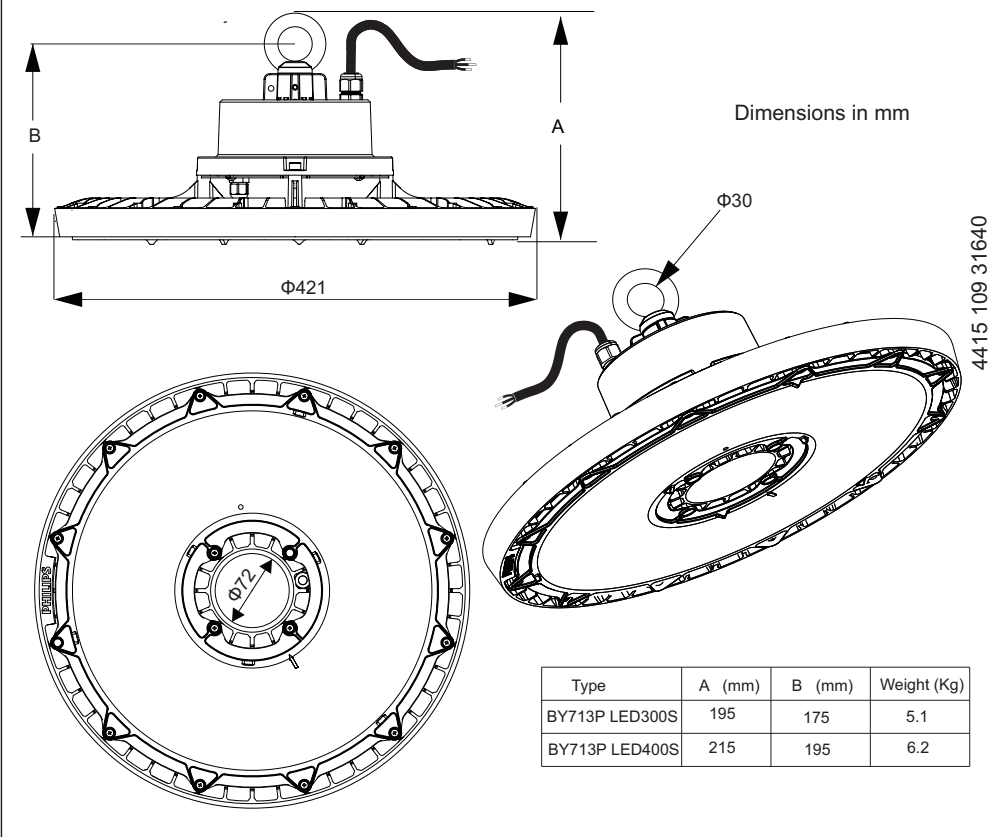


LED HIGHBAY

Industrial Luminaire



Type : BY713P  
Lamp : LED  
Voltage : 240 V, 50 Hz  
IP Classification : IP65  
Max. Projected Area : 0.14 m<sup>2</sup>  
CCT : 6500K, 5700K, 4000K, 3000K  
Application : Indoor only



All the pictures in the MI sheet are representative only and may vary from the Actual Product.

1. Take the Luminaire out of the packing Box.


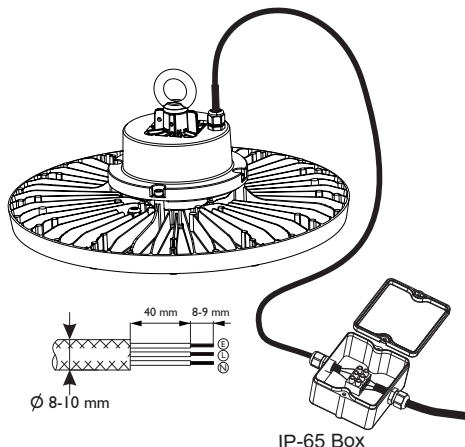


Fig. 1

2. For External wire connection use watertight Ip65 Box (not part of Luminaire)



Notice: Correct connection for polarities

Fig. 2

3. Hang the Luminaire through suitable means.

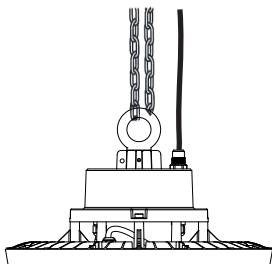


Fig.3

4. ADDITIONAL SAFETY PROVISION:-

Safety chain can be fixed using a M5 screw, washer & nut at the location shown below.  
(Safety Chain & Screw is not part of luminaire supply)

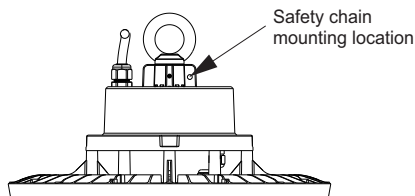


Fig. 4

### CAUTION

1. Ensure L-N-E is connected in right manner.
2. 3 Core cable should be properly connected with ground.
3. Product should be operated between 120-270V A.C.
4. Luminaire must be brought down from the mounting position for maintenance.
5. In case the Lensplate is found broken/damaged luminaire should not be powered on and it has to be replaced before using the luminaire.
6. The light source of this luminaire is not replaceable, when the light source reaches its end of life the whole luminaire shall be replaced.
7. The external flexible cable or cord of this luminaire cannot be replaced; if the cord is damaged, the Driver shall be replaced.

FAILURE OF PRODUCT DUE TO NON COMPLIANCE TO ANY OF THE ABOVE, VOIDS WARRANTY OF PRODUCT.

All the pictures in the MI sheet are representative only and may vary from the Actual Product.

**PHILIPS**