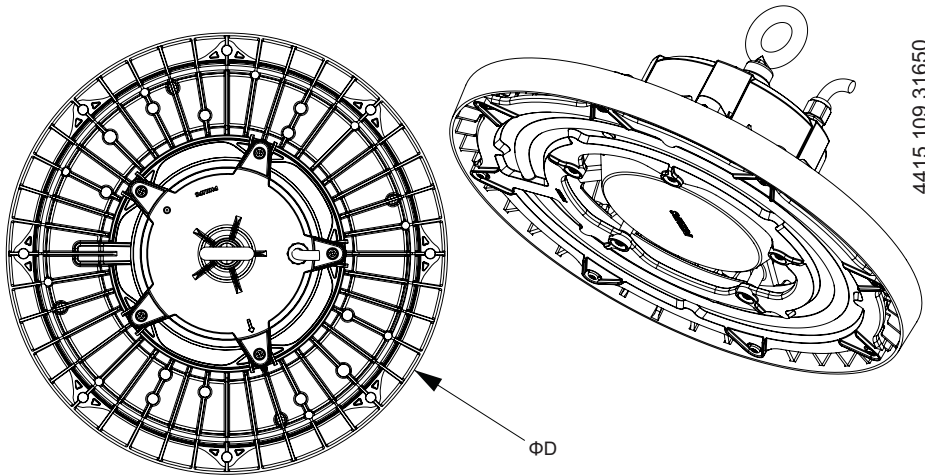


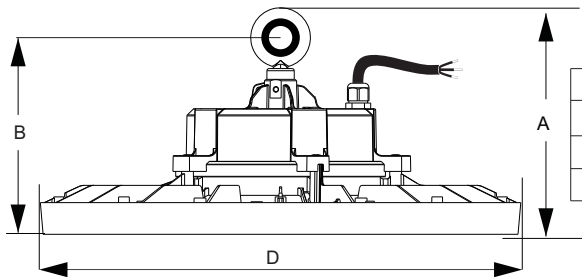
LED HIGHBAY

Industrial Luminaire

4415 109 31650



Dimensions in mm



Type	A (mm)	B (mm)	D (mm)
BY710P	146	128	270
BY711P	158	137	334
BY712P	170	149	365

Type :BY710P, BY711P, BY712P
Lamp :LED
Voltage :240 V, 50 Hz
IP Classification :IP65
CCT :6500K, 5700K, 4000K, 3000K
Application :Indoor only

Type	Net Weight (Kg)	Max. Projected Area (m²)
BY710P	1.5	0.057
BY711P	2.4	0.087
BY712P	3.2	0.088



All the pictures in the MI sheet are representative only and may vary from the Actual Product.

1. Take the Luminaire out of the packing Box.

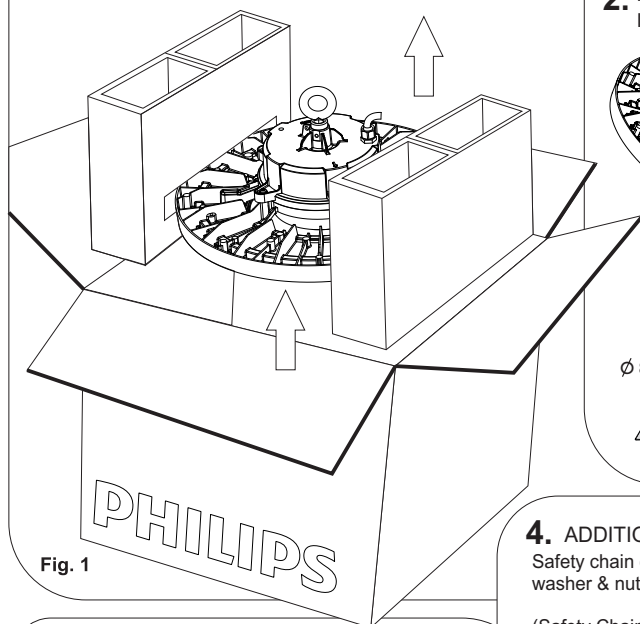


Fig. 1

2. For External wire connection use watertight Ip65 Box (not part of Luminaire)

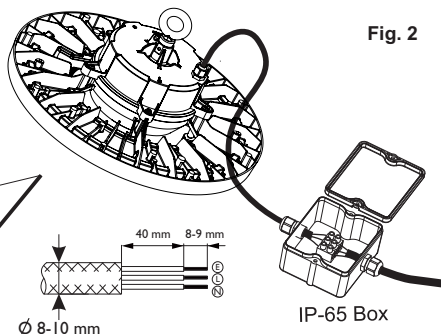


Fig. 2

Notice: Correct connection for polarities

4. ADDITIONAL SAFETY PROVISION:-

Safety chain can be fixed using a M5 screw, washer & nut at the location shown below.

(Safety Chain & Screw is not part of luminaire supply)

Safety chain
mounting location

Fig. 4

3. Hang the Luminaire through suitable means.

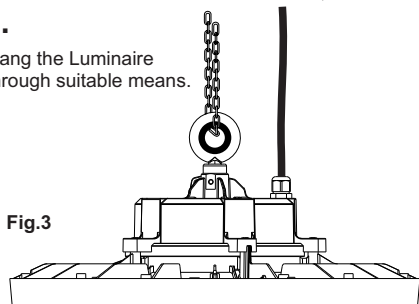


Fig.3

CAUTION

1. Ensure L-N-E is connected in right manner.
2. 3 Core cable should be properly connected with ground.
3. Product should be operated between 120-270V A.C.
4. Luminaire must be brought down from the mounting position for maintenance.
5. In case the Lensplate is found broken/damaged luminaire should not be powered on and it has to be replaced before using the luminaire.
6. The light source of this luminaire is not replaceable, when the light source reaches its end of life the whole luminaire shall be replaced.
7. The external flexible cable or cord of this luminaire cannot be replaced; if the cord is damaged, the Driver shall be replaced.

FAILURE OF PRODUCT DUE TO NON COMPLIANCE TO ANY OF THE ABOVE, VOIDS WARRANTY OF PRODUCT.

All the pictures in the MI sheet are representative only and may vary from the Actual Product.

PHILIPS