


PHILIPS

Fortimo

LED

Fortimo FastFlex LED 2x4
DA G5



Datasheet

One-fits-all solution

FastFlex DA G5

Choose Fortimo FastFlex DA G5 for unlimited optical configurations

Application:

- Road lighting
- Urban street lighting
- Flood and area lighting
- Tunnel lighting
- High bay lighting

Key features and benefits

- One-fits-all solution thanks to the familiar array
- Large selection of sizes, CRI and CCT combinations
- Module efficacy upgrade compared to previous generations
- Mechanically backwards compatible with Gen 4+
- Best-in-class reliability testing for OEM peace of mind
- Embedded module surge protection
- Philips system warranty

January 2026



Zhaga

Ordering data

Commercial product name	EOC	12NC	Box quantity
Fortimo FastFlex LED 2x4/722 DA G5	8719514 318120 00	9290 028 66206	25
Fortimo FastFlex LED 2x4/727 DA G5	8719514 318144 00	9290 028 66306	25
Fortimo FastFlex LED 2x4/730 DA G5	8719514 318168 00	9290 028 66406	25
Fortimo FastFlex LED 2x4/740 DA G5	8719514 318182 00	9290 028 66506	25
Fortimo FastFlex LED 2x4/830 DA G5	8720169 370548 00	9290 039 96599	25
Fortimo FastFlex LED 2x4/840 DA G5	8719514 318205 00	9290 028 66606	25

Drive currents

Parameter	Nominal*	Life**	Max***	Unit
Fortimo FastFlex LED 2x4 DA G5	530	1050	1500	mA

Module temperatures

Parameter	Nominal*	Life**	Max***	Unit
T _c (case temperature at T _c point)	80	85	95	°C





* Nominal value at which typical performance is specified

** Value at which life time is specified



*** Maximum value for safe operation, do not operate above this value

Optical characteristics

[Fortimo FastFlex LED 2x4/722 DA G5](#)
[Fortimo FastFlex LED 2x4/727 DA G5](#)
[Fortimo FastFlex LED 2x4/730 DA G5](#)
[Fortimo FastFlex LED 2x4/740 DA G5](#)

CCT	2200K	2700K	3000K	4000K	Unit
Luminous flux (Φ_{use})*	1540	1700	1885	2035	lm
Efficacy*	129	143	158	171	lm/W
Average Luminous flux (tolerance -5% + 5%)	1743	1960	2069	2195	lm
Average Efficacy (tolerance -5% + 5%)	148	167	176	187	lm/W
Max. Efficacy	157	176	194	205	lm/W
Max. Color consistency	5	5	5	5	SDCM
Color coordinates (CIEx, CIEy)	0.505, 0.417	0.460, 0.408	0.436, 0.404	0.385, 0.383	
Min. CRI	70	70	70	70	
Min. R9	-50	-50	-50	-50	
Photometric code	722/579	727/579	730/579	740/579	
Max. Photobiological safety	RG2	RG2	RG2	RG2	
Ethr	860	860	860	860	lux
Energy label EPREL	E 	E 	D 	D 	

[Fortimo FastFlex LED 2x4/830 DA G5](#)
[Fortimo FastFlex LED 2x4/840 DA G5](#)

CCT	3000K	4000K	Unit
Luminous flux (Φ_{use})*	1688	1790	lm
Efficacy*	142	150	lm/W
Average Luminous flux (tolerance -5% + 5%)	1915	2037	lm
Average Efficacy (tolerance -5% + 5%)	163	174	lm/W
Max. Efficacy	174	184	lm/W
Max. Color consistency	5	5	SDCM
Color coordinates (CIEx, CIEy)	0.436, 0.404	0.385, 0.383	
Min. CRI	80	80	
Min. R9	0	0	
Photometric code	830/579	840/579	
Max. Photobiological safety	RG2	RG2	
Ethr	860	860	lux
Energy label EPREL	E 	D 	

Measurement precision for flux +/- 5%. Measurement precision for efficacy +/- 6%. Measurement precision for x, y +/- 0.005. Measurement precision for CRI 1.5.
 Measurement precision for Vf +/- 3%. Measurement precision for power +/- 3.3%.

* Luminous flux (Φ_{use}) and Efficacy refer to Single Lighting Regulation (SLR). Luminous flux (Φ_{use}) means the part of the luminous flux of a light source that is considered when determining its energy efficiency: - for non-directional light sources it is the total flux emitted in a solid angle of 4π sr (corresponding to a 360° sphere)

Tuning table

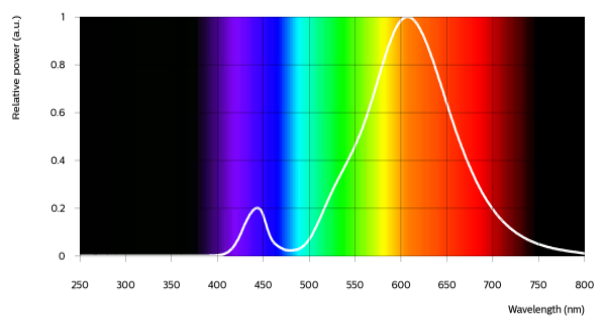
Operation Point		Current	2200K	2700K	3000K	4000K	Unit
Tc = 25°C	Luminous flux	80% I-nom 424mA	1503	1690	1783	1890	lm
		I-nom 530mA	1835	2063	2177	2308	lm
		I-max 1500mA	4483	5042	5321	5645	lm
	Efficacy	80% I-nom 424mA	157	176	186	197	lm/W
		I-nom 530mA	152	171	180	191	lm/W
		I-max 1500mA	122	138	145	155	lm/W
Tc = 80°C	Luminous flux	80% I-nom 424mA	1429	1607	1696	1799	lm
		I-nom 530mA	1743	1960	2069	2195	lm
		I-max 1500mA	4208	4740	5006	5316	lm
	Efficacy	80% I-nom 424mA	154	173	182	193	lm/W
		I-nom 530mA	148	167	176	187	lm/W
		I-max 1500mA	118	133	141	150	lm/W
Tc = 95°C	Luminous flux	80% I-nom 424mA	1393	1566	1653	1753	lm
		I-nom 530mA	1700	1912	2018	2141	lm
		I-max 1500mA	4072	4590	4849	5152	lm
	Efficacy	80% I-nom 424mA	151	170	180	191	lm/W
		I-nom 530mA	145	163	172	185	lm/W
		I-max 1500mA	115	130	137	146	lm/W

Operation Point		Current	3000K	4000K	Unit
Tc = 25°C	Luminous flux	80% I-nom 424mA	1454	1756	lm
		I-nom 530mA	1776	2144	lm
		I-max 1500mA	4337	5242	lm
	Efficacy	80% I-nom 424mA	150	183	lm/W
		I-nom 530mA	146	177	lm/W
		I-max 1500mA	118	144	lm/W
Tc = 80°C	Luminous flux	80% I-nom 424mA	1383	1671	lm
		I-nom 530mA	1688	2037	lm
		I-max 1500mA	4068	4932	lm
	Efficacy	80% I-nom 424mA	147	180	lm/W
		I-nom 530mA	142	174	lm/W
		I-max 1500mA	113	139	lm/W
Tc = 95°C	Luminous flux	80% I-nom 424mA	1347	1628	lm
		I-nom 530mA	1644	1988	lm
		I-max 1500mA	3935	4777	lm
	Efficacy	80% I-nom 424mA	145	177	lm/W
		I-nom 530mA	139	171	lm/W
		I-max 1500mA	111	136	lm/W

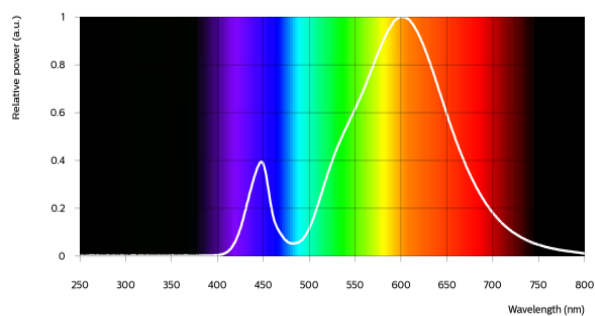
*Based on average value

Spectral characteristics

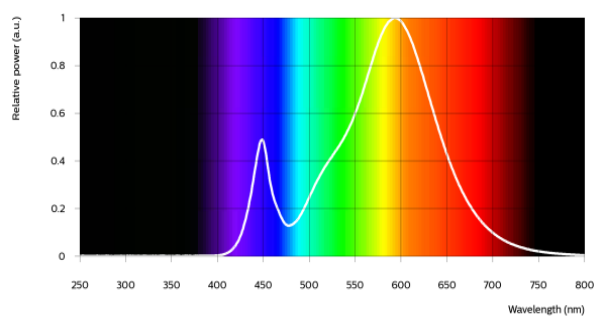
CRI70 2200K



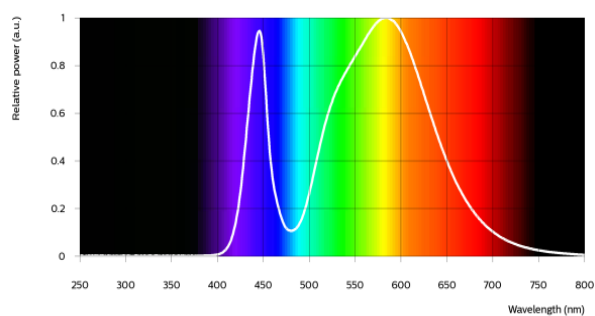
CRI70 2700K



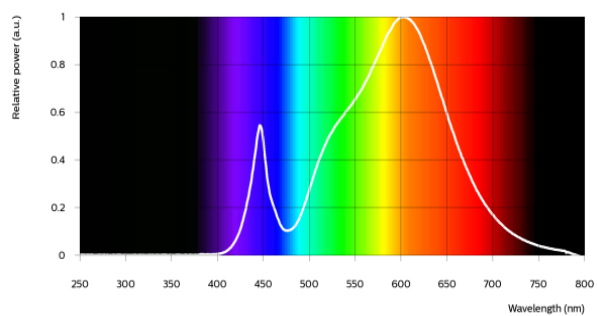
CRI70 3000K



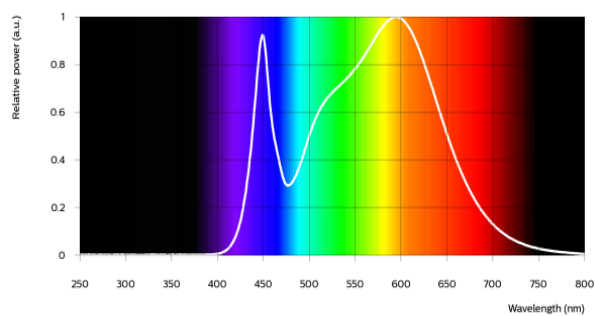
CRI70 4000K



CRI80 3000K



CRI80 4000K



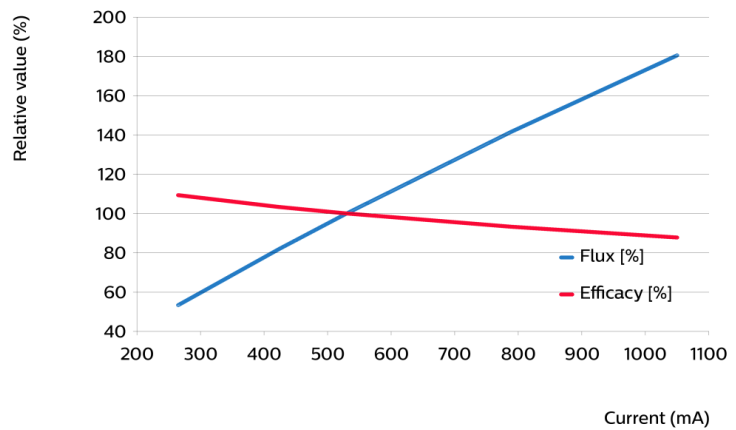
Electrical characteristics

Parameter	Min	Typ	Max	Unit
Forward voltage	21.2	22.4	23.2	V
Power consumption	11.2	11.9	12.3	W = kWh/1000h
Number of modules in series per chain			10	
Number of modules in parallel			1	

Tuning information

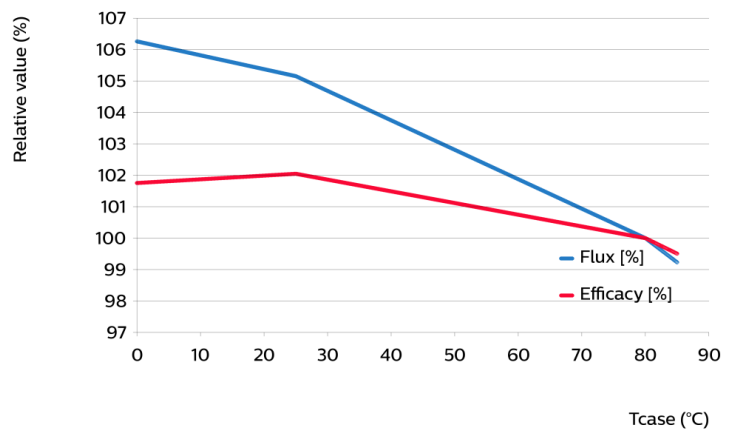
Flux and efficacy versus current (at Tc nominal)

I [mA]	Flux [%]	Efficacy [%]
1050	180	88
790	142	93
530	100	100
424	82	103
265	53	109



Flux and efficacy versus temperature at Tc (at I nominal)

Tc [°C]	Flux [%]	Efficacy [%]
85	99	100
80	100	100
25	105	102
0	106	102



Lumen maintenance

Operation point	Lumen maintenance x 1000 hours	L70			L80			L90		
		B50	B20	B10	B50	B20	B10	B50	B20	B10
I 530 mA	Tc 60°C	>100	>100	>100	>100	>100	>100	>100	>100	>100
	Tc 70°C	>100	>100	>100	>100	>100	>100	>100	>100	>100
	Tc 80°C	>100	>100	>100	>100	>100	>100	>100	>100	>100
I 700 mA	Tc 60°C	>100	>100	>100	>100	>100	>100	>100	>100	>100
	Tc 70°C	>100	>100	>100	>100	>100	>100	>100	>100	>100
	Tc 80°C	>100	>100	>100	>100	>100	>100	>100	>100	>100
I 1050 mA	Tc 60°C	>100	>100	>100	>100	>100	>100	>100	>100	>100
	Tc 70°C	>100	>100	>100	>100	>100	>100	>100	>100	>100
	Tc 80°C	>100	>100	>100	>100	>100	>100	>100	>100	>100

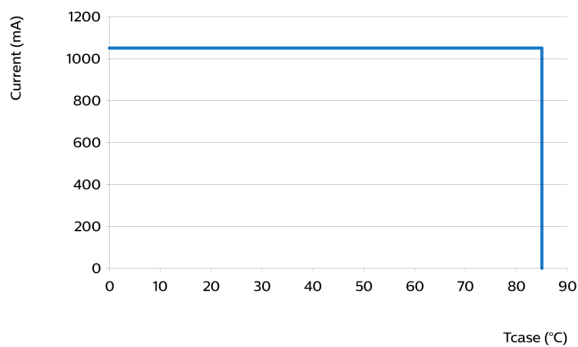
We use a Philips designed lifetime model, which uses LM80 data as only one of its inputs and assumes a continuous operation of the module.

*B20 and B10 values are calculated by means of statistical techniques.

Lifetime

Parameter	Value	Unit
M70F50 nominal	>100000	hours
M70F50 life	>100000	hours

Performance Window

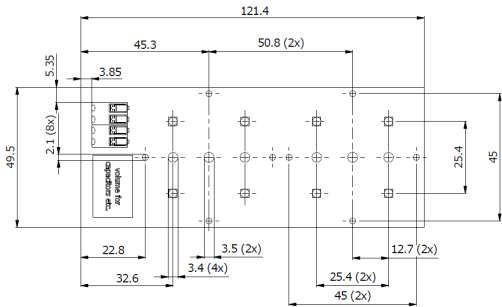


Wiring

Specification item	Value	Unit	Condition
Input wire cross-section	0.33...0.5	mm ²	stranded wire
	20...22	AWG	stranded wire
Input wire strip length	7.5...8.5	mm	
Input wire cross-section	0.25...0.75	mm ²	solid wire
	18...24	AWG	solid wire
Input wire strip length	7.5...8.5	mm	

Mechanical characteristics

Parameter	Min	Typ	Max	Unit
Length	121.3	121.4	121.5	mm
Width	49.4	49.5	49.6	mm
Height excl.connector	1.5	1.6	1.7	mm
Height incl. connector	6	6.1	6.2	mm
Product mass		27		gram



Absolute ratings

Parameter	Min	Max	Unit
Current through the LED module (I-max)		1500	mA
Case temperature (Tc-max)		95	°C
Thermal power at I-max and Tc-max (Pth)		24.37	W
ESD (direct contact)	8		kV
ESD (air)	15		kV
Working voltage		575	V _{dc}
Ambient temperature	-40	50	°C
Storage temperature	-20	80	°C

Application information

Certificates and Standards

CE
ENEC
ENEC+
UL

Zhaga

Compliant*

*Book 15, 2x4-DA

Application

Overheating protection

NTC 15kOhm + 1100 Ohm in series

Dimming

Yes



© 2026 Signify Holding, IBRS 10461, 5600VB, NL. All rights reserved. The information provided herein is subject to change, without notice. Signify does not give any representation or warranty as to the accuracy or completeness of the information included herein and shall not be liable for any action in reliance thereon. The information presented in this document is not intended as any commercial offer and does not form part of any quotation or contract, unless otherwise agreed by Signify.

<https://www.lighting.philips.com/prof/led-electronics>

Philips and the Philips Shield Emblem are registered trademarks of Koninklijke Philips N.V. All other trademarks are owned by Signify Holding or their respective owners.
UK importer address: Signify Commercial UK Limited, 2 Guildford Business Park, GU2 8XG, UK

30/01/2026