

# PHILIPS

## Recessed

### EvoKit Click LED Retrofit Kit 2x4



Project: \_\_\_\_\_

Location: \_\_\_\_\_

Cat.No: \_\_\_\_\_

Type: \_\_\_\_\_

Lamps: \_\_\_\_\_ Qty: \_\_\_\_\_

Notes: \_\_\_\_\_

**Philips EvoKit click LED retrofit kit** is an aesthetically pleasing and energy efficient LED retrofit kit designed to deliver a refreshed sleek and modern look with minimal material waste. Not only does it offer energy savings<sup>1</sup>, it also helps reduce maintenance and installation costs due to its modular design, bulk packaging, and long LED lifetime. Additional information can be found at [www.philips.com/evokit](http://www.philips.com/evokit).

Products can be found on the DLC QPL by searching the 6 digit product number. Additional information can be found at [www.philips.com/evokit](http://www.philips.com/evokit).

#### EvoKit Click 2x4 with 0-10V Dimming ordering guide

Product Number	Description	Watts <sup>3</sup>	Volts	Lumen Maint. (Hrs.) <sup>2</sup>	Approx. Lumens <sup>3</sup>	Color Temp. (K)	Efficacy	Dim	Pkg	DLC Code
<b>CLKE (Energy Efficient)</b>										
523548	EvoKit CLK 2x4 30L 27W 835 UNV 0-10 P4	27W	120-277	70,000	3000	3500	118	0-10	4 Pack	PDINWGCP
▲ 523555	EvoKit CLK 2x4 30L 27W 840 UNV 0-10 P4	27W	120-277	70,000	3000	4000	120	0-10	4 Pack	P242F7YA
523563	EvoKit CLK 2x4 42L 38W 835 UNV 0-10 P4	38W	120-277	70,000	4200	3500	118	0-10	4 Pack	PZWCK3EC
523571	EvoKit CLK 2x4 42L 38W 840 UNV 0-10 P4	38W	120-277	70,000	4200	4000	120	0-10	4 Pack	PRN9O49H
521153	EvoKit CLK 2x4 30L 27W 835 UNV 0-10 P1	27W	120-277	70,000	3000	3500	118	0-10	4 Pack	PJGFL2RH
520205	EvoKit CLK 2x4 30L 27W 840 UNV 0-10 P1	27W	120-277	70,000	3000	4000	120	0-10	Single Pack	PJ93CM4B
521187	EvoKit CLK 2x4 42L 38W 835 UNV 0-10 P1	38W	120-277	70,000	4200	3500	118	0-10	Single Pack	PU53DVS4
520213	EvoKit CLK 2x4 42L 38W 840 UNV 0-10 P1	38W	120-277	70,000	4200	4000	120	0-10	Single Pack	PZPM9OK2
<b>CLKE (Energy Efficient)</b>										
523662	EvoKit CLKE 2x4 30L 21W 840 UNV 0-10 P4	21W	120-277	70,000	3000	4000	140	0-10	4 Pack	PGMEGJZR
523688	EvoKit CLKE 2x4 36L 27W 840 UNV 0-10 P4	27W	120-277	70,000	3600	4000	143	0-10	4 Pack	PIKDSH9R
▲ 523704	EvoKit CLKE 2x4 42L 30W 835 UNV 0-10 P4	30W	120-277	70,000	4200	3500	138	0-10	4 Pack	PM0UHBXD
▲ 523720	EvoKit CLKE 2x4 42L 30W 840 UNV 0-10 P4	30W	120-277	70,000	4200	4000	140	0-10	4 Pack	PD7HU98K
270082	EvoKit CLKE 2x4 47L 34W 840 UNV 0-10 P4	34W	120-277	70,000	4700	4000	138	0-10	4 Pack	S-QOWMOL
521419	EvoKit CLKE 2x4 30L 21W 835 UNV 0-10 P1	21W	120-277	70,000	3000	3500	138	0-10	Single Pack	PSMZ3UQV
521450	EvoKit CLKE 2x4 30L 21W 840 UNV 0-10 P1	21W	120-277	70,000	3000	4000	140	0-10	Single Pack	PJYSUHHO
520262	EvoKit CLKE 2x4 36L 27W 835 UNV 0-10 P1	27W	120-277	70,000	3600	3500	141	0-10	Single Pack	PNQMPG9W
520270	EvoKit CLKE 2x4 36L 27W 840 UNV 0-10 P1	27W	120-277	70,000	3600	4000	143	0-10	Single Pack	PFQLXWNV
▲ 520288	EvoKit CLKE 2x4 42L 30W 835 UNV 0-10 P1	30W	120-277	70,000	4200	3500	138	0-10	Single Pack	PIW5T132
▲ 520296	EvoKit CLKE 2x4 42L 30W 840 UNV 0-10 P1	30W	120-277	70,000	4200	4000	140	0-10	Single Pack	P9S1IOOY
521567	EvoKit CLKE 2x4 47L 34W 835 UNV 0-10 P1	34W	120-277	70,000	4700	3500	136	0-10	Single Pack	PRJDIE8B
521583	EvoKit CLKE 2x4 47L 34W 840 UNV 0-10 P1	34W	120-277	70,000	4700	4000	138	0-10	Single Pack	PGYMV5GR
524389	EvoKit CLKE 2x4 36L 27W 850 UNV 0-10 P4	27W	120-277	70,000	3600	5000	143	0-10	4 Pack	PQOEIDFK
524397	EvoKit CLKE 2x4 42L 30W 850 UNV 0-10 P1	30W	120-277	70,000	4200	5000	140	0-10	Single Pack	PC8S13FO
525303	EvoKit CLKE 2x4 42L 30W 830 UNV 0-10 P1	30W	120-277	70,000	4200	3000	137	0-10	Single Pack	P6YLJ4LC
525311	EvoKit CLKE 2x4 47L 34W 830 UNV 0-10 P1	34W	120-277	70,000	4700	3000	133	0-10	Single Pack	PS86L40M

See footnotes on the last page.

▲ Made to stock product (Contact your Philips sales representative for stock availability and lead time).



interact ready.



# EvoKit Click LED retrofit kit 2x4

## EvoKit Click 2x4 with Interact Pro scalable SWZCS ordering guide

Product Number	Description	Watts <sup>3</sup>	Volts	Lumen Maint. (Hrs.) <sup>2</sup>	Approx. Lumens <sup>3</sup>	Color Temp. (K)	Efficacy	Dim	Pkg	DLC Code
<b>CLKE SWZCS (Energy Efficient Interact Pro scalable)</b>										
270736	EvoKit CLKE 2x4 30L 22W 835 UNV SWZCS P4	22W	120-277	70,000	3000	3500	141	SWZCS	4 Pack	S-DZ5Y46
270686	EvoKit CLKE 2x4 30L 22W 840 UNV SWZCS P4	22W	120-277	70,000	3000	4000	143	SWZCS	4 Pack	S-MOBV10
▲ 267682	EvoKit CLKE 2x4 42L 29W 835 UNV SWZCS P4	29W	120-277	70,000	4200	3500	134	SWZCS	4 Pack	POIHXM80
▲ 121392	EvoKit CLKE 2x4 42L 29W 840 UNV SWZCS P4	29W	120-277	70,000	4200	4000	136	SWZCS	4 Pack	PIJTAVRN
▲ 21400	EvoKit CLKE 2x4 42L 29W 835 UNV SWZCS P1	29W	120-277	70,000	4200	3500	134	SWZCS	Single Pack	PTVG8GBH
▲ 121426	EvoKit CLKE 2x4 42L 29W 840 UNV SWZCS P1	29W	120-277	70,000	4200	4000	136	SWZCS	Single Pack	P4CUIBIE
270025	EvoKit CLKE 2x4 47L 34W 840 UNV SWZCS P4	34W	120-277	70,000	4700	4000	132	SWZCS	4 Pack	S-BKJWMI
121442	EvoKit CLKE 2x4 47L 34W 835 UNV SWZCS P1	34W	120-277	70,000	4700	3500	130	SWZCS	Single Pack	PHC8LCC0
121467	EvoKit CLKE 2x4 47L 34W 840 UNV SWZCS P1	34W	120-277	70,000	4700	4000	132	SWZCS	Single Pack	PR8CHX6V
116020	EvoKit CLKE 2x4 47L 34W 850 UNV SWZCS P4	34W	120-277	70,000	4700	5000	132	SWZCS	4 Pack	S-LT3M7B

See footnotes on the last page.

▲ Made to stock product (Contact your Philips sales representative for stock availability and lead time).

## EvoKit Click 2x4 Tunable White TW with Interact Pro scalable SWZCS ordering guide

Product Number	Description	Watts <sup>3</sup>	Volts	Lumen Maint. (Hrs.) <sup>2</sup>	Approx. Lumens <sup>3</sup>	Color Temp. (K)	Efficacy	Dim	Pkg	DLC Code
<b>CLKE (Energy Efficient)</b>										
114702	EvoKitCLKE2x430LTWUNVSWZCSP4	21W	120-277	70,000	3000	6500	143	SWZCS	4 Pack	S-FE255N
	EvoKitCLKE2x430LTWUNVSWZCSP4	22W	120-277	70,000	3000	4000*	136			
	EvoKitCLKE2x430LTWUNVSWZCSP4	23W	120-277	70,000	3000	2700	130			
▲ 114710	EvoKitCLKE2x442LTWUNVSWZCSP4	30W	120-277	70,000	4200	6500	140	SWZCS	4 Pack	S-LB1Q2A
	EvoKitCLKE2x442LTWUNVSWZCSP4	32W	120-277	70,000	4200	4000*	131			
	EvoKitCLKE2x442LTWUNVSWZCSP4	33W	120-277	70,000	4200	2700	127			
114728	EvoKitCLKE2x447LTWUNVSWZCSP4	34W	120-277	70,000	4700	6500	138	SWZCS	4 Pack	S-C4YXTJA
	EvoKitCLKE2x447LTWUNVSWZCSP4	36W	120-277	70,000	4700	4000*	131			
	EvoKitCLKE2x447LTWUNVSWZCSP4	38W	120-277	70,000	4700	2700	124			

See footnotes on the last page.

▲ Made to stock product (Contact your Philips sales representative for stock availability and lead time).

\* Default color temperature.

## Interact Pro scalable sensor for Foundation, Advanced & Enterprise tiers (SWZCS and an evolution of SpaceWise)

- SWZCS is a connected sensor with integral occupancy and daylight sensing and supports wireless mesh connectivity.
- The sensor works in the Foundation mode (similar to SpaceWise) when configured without a gateway or in an Interact Pro Advanced or Enterprise mode if a compatible gateway is used.
- Interact Pro includes an App, a portal and a broad portfolio of wireless luminaires, lamps and retrofit kits all working on the same system.
- Startup is implemented via Interact Pro App (Android or iPhone) & BlueTooth connectivity. The App provides flexibility to choose between a gateway or non gateway mode for setup.
- Setup with the gateway requires wired internet access to the gateway. It is possible to add a gateway at a later point.
- Prepare project configuration steps remotely and use IRT9015 remote onsite to identify and group devices together.
- Compatible with:
  - UID8451/10 wireless dimmer switch
  - SWS200 wireless scene switch
  - IRT9015 – handheld remote for grouping and configuration (at least one remote required for any SWZCS installation)
- For more info on Interact Pro visit: [www.interact-lighting.com/interact-proscalablesystem](http://www.interact-lighting.com/interact-proscalablesystem)
- For more information on Interact Ready visit: [www.philips.com/interact-ready](http://www.philips.com/interact-ready)

# EvoKit Click LED retrofit kit 2x4

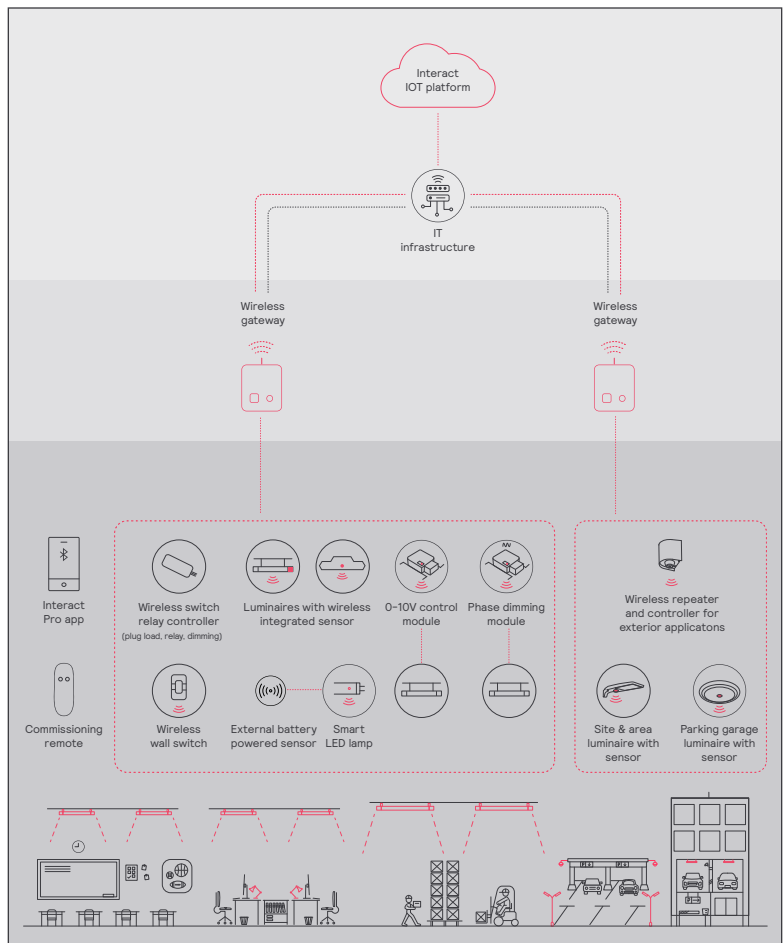
# interact

	Gateway Connected		
	Standalone	Option 1	Option 2
<u>Dimming, grouping, and zoning</u>	✓	✓	✓
<u>Bluetooth and ZigBee enabled</u>	✓	✓	✓
<u>Motion sensing and daylight harvesting</u>	✓	✓	✓
<u>Integration with 0-10V and phase dimming fixtures</u>	✓	✓	✓
<u>Code compliance</u>	✓	✓	✓
<u>Granular dimming and dwell time</u>	✓	✓	✓
<u>Correlated color temperature (CCT) tuning by switch</u> <b>New</b>	✓	✓	✓
<u>Support for sensor-based Tunable White luminaires</u> <b>New</b>	✓	✓	✓
<u>Energy reporting and monitoring</u>		✓	✓
<u>Scheduling</u>		✓	✓
<u>Demand response</u>		✓	✓
<u>BMS integration (BACnet)</u>			✓
<u>Floor plan visualization</u>			✓
<u>IoT sensors for wellness</u>			✓
<u>IoT Apps for productivity</u>			✓

## Currently supported maximum system size

To be able to design the lighting system correctly for the customer, it is important to know the prime characteristics of the system, its possibilities and limitations.

System level	
Total number of gateways	Unlimited
Total number of devices	200 per network
• Luminaires with integrated sensors	150
• Smart TLEDS	150
• Zones + groups	64
Total number of ZGP devices (sensors and switches)	50
• Sensors	30
• Switches	50
Group level	
Recommended number of lights	40 (maximum 150)
Number of ZGP devices	5
Number of scenes	16



# EvoKit Click LED retrofit kit 2x4

## EvoKit Click 2x4 with Spacewise SWZDT ordering guide

Product Number	Description	Watts <sup>3</sup>	Volts	Lumen Maint. (Hrs.) <sup>2</sup>	Approx. Lumens <sup>3</sup>	Color Temp. (K)	Efficacy	Dim	Pkg	DLC Code
<b>CLKE SWZDT (Energy Efficient SpaceWise DT)</b>										
▲ 523886	EvoKit CLKE 2x4 42L 29W 840 UNV SWZ P4	29W	120-277	70,000	4200	4000	136	SWZDT	4 Pack	PGHJGPF1
523498	EvoKit CLKE 2x4 42L 29W 835 UNV SWZ P1	29W	120-277	70,000	4200	3500	134	SWZDT	Single Pack	PLMZAJXS
▲ 523506	EvoKit CLKE 2x4 42L 29W 840 UNV SWZ P1	29W	120-277	70,000	4200	4000	136	SWZDT	Single Pack	PKQO4RN8
523829	EvoKit CLKE 2x4 47L 34W 835 UNV SWZ P1	34W	120-277	70,000	4700	3500	130	SWZDT	Single Pack	PV7X9U4E
523837	EvoKit CLKE 2x4 47L 34W 840 UNV SWZ P1	34W	120-277	70,000	4700	4000	132	SWZDT	Single Pack	PSA78XL7

See footnotes on the last page.

▲ Made to stock product (contact your Philips sales representative for stock availability and lead time).

## Features

- Standalone daylight and occupancy sensing with advanced grouping, wireless mesh networking and dwell time.
- Commissioning via compatible Android phone and Philips Field App.
- Register for the commissioning app at <http://registration.componentcloud.philips.com/appregistration/>


## EvoKit Click 2x4 Sensor Ready ordering guide

Product Number	Description	Watts <sup>3</sup>	Volts	Lumen Maint. (Hrs.) <sup>2</sup>	Approx. Lumens <sup>3</sup>	Color Temp. (K)	Efficacy	Dim	Pkg	DLC Code
<b>CLKE SWZDT (Energy Efficient SpaceWise DT)</b>										
523670	EvoKit CLKE 2x4 30L 22W 840 UNV SR P4	22W	120-277	70,000	3000	4000	143	SR	4 Pack	PIK4KUIR
523696	EvoKit CLKE 2x4 36L 28W 840 UNV SR P4	28W	120-277	70,000	3600	4000	136	SR	4 Pack	PPEPMA9U
523712	EvoKit CLKE 2x4 42L 32W 835 UNV SR P4	32W	120-277	70,000	4200	3500	136	SR	4 Pack	PAY6299T
523738	EvoKit CLKE 2x4 42L 32W 840 UNV SR P4	32W	120-277	70,000	4200	4000	132	SR	4 Pack	P6CV06DL
521427	EvoKit CLKE 2x4 30L 22W 835 UNV SR P1	22W	120-277	70,000	3000	3500	141	SR	Single Pack	PFUXC34S
521468	EvoKit CLKE 2x4 30L 22W 840 UNV SR P1	22W	120-277	70,000	3000	4000	143	SR	Single Pack	PQGC5580
521476	EvoKit CLKE 2x4 36L 28W 835 UNV SR P1	28W	120-277	70,000	3600	3500	134	SR	Single Pack	PJNOWT2J
521500	EvoKit CLKE 2x4 36L 28W 840 UNV SR P1	28W	120-277	70,000	3600	4000	136	SR	Single Pack	PCPFICK6
521534	EvoKit CLKE 2x4 42L 32W 835 UNV SR P1	32W	120-277	70,000	4200	3500	134	SR	Single Pack	PO7K9LMU
520304	EvoKit CLKE 2x4 42L 32W 840 UNV SR P1	32W	120-277	70,000	4200	4000	136	SR	Single Pack	PQFXJL79
521575	EvoKit CLKE 2x4 47L 36W 835 UNV SR P1	36W	120-277	70,000	4700	3500	130	SR	Single Pack	PA6H9GOV
521591	EvoKit CLKE 2x4 47L 36W 840 UNV SR P1	36W	120-277	70,000	4700	4000	132	SR	Single Pack	PV1N97YA

See footnotes on the last page.

## EvoKit Sensor Ready (SR) with Philips Advance Xitanium SR for connected lighting solutions

EvoKit SR is a new platform that allows users to choose different control platforms to suit their needs and budget; from simple occupancy and daylight sensing to cloud-connected data-reporting sensing. This empowers users to fine-tune their energy use for reduced energy costs. Various Interact, Philips SpaceWise, and EasySense controls are available. Please refer to Philips.com/EvoKit for details. Contact your Philips representative for a current list of additional approved sensors. Sensors are connected in the field with just a few simple steps:



**Step 1:** EvoKit click SR is shipped with a plate covering the sensor hole. There are two wires secured to the back of the plate. The plate can be removed before or after you install the EvoKit click SR in the ceiling.



**Step 2:** Remove the two wires that were secured to the back of the plate and insert them in an approved sensor for use with EvoKit. They are not polarity sensitive.



**Step 3:** An adapter bracket is shipped with every EvoKit click SR. Install this adapter ring to the sensor and make sure it is securely fit. Then place the sensor and adapter bracket into the EvoKit SR endcap.

# EvoKit Click LED retrofit kit 2x4

## EvoKit Click with 0-10V Dimming and MultiOne Mobile ordering guide

Product Number	Description	Watts <sup>3</sup>	Volts	Lumen Maint. (Hrs.) <sup>2</sup>	Approx. Lumens <sup>3</sup>	Color Temp. (K)	Efficacy	Dim	Pkg	DLC Code
<b>CLKE M (Energy Efficient with MultiOne Mobile)</b>										
115576	EvoKit CLKE 2x4 42L 29W 840 0-10 M P4	29W	120-277	70,000	4200	4000	139	0-10	4 pack	S-5OP32T
115584	EvoKit CLKE 2x4 42L 29W 835 0-10 M P4	29W	120-277	70,000	4200	3500	137	0-10	4 pack	S-UN0BKF

See footnotes on the last page.

## EvoKit Click with 0-10V Dimming, MultiOne Mobile and Daylight/Occupancy sensor ordering guide

Product Number	Description	Watts <sup>3</sup>	Volts	Lumen Maint. (Hrs.) <sup>2</sup>	Approx. Lumens <sup>3</sup>	Color Temp. (K)	Efficacy	Dim	Pkg	DLC Code
<b>CLKE (Energy Efficient SWZDT)</b>										
115634	EvoKit CLKE 2x4 42L 29W 840 0-10 M DO P4	29W	120-277	70,000	4200	4000	138	0-10	4 pack	S-W8L917
115642	EvoKit CLKE 2x4 42L 29W 835 0-10 M DO P4	29W	120-277	70,000	4200	3500	136	0-10	4 pack	S-EGTJ6U

See footnotes on the last page.

## EvoKit bulk pack

EvoKit click is designed to reduce the hidden environmental costs of lighting retrofits. With newly designed multi-unit packaging for EvoKit click, cardboard waste from the 2x4 and 2x2 troffer kits has been reduced by 66% and 77% respectively compared to its predecessor, EvoKit Gen4. Previously, only 24 kits were able to fit on a single pallet, but, with the new multi-unit packaging, 60 2x4 kits fit on one pallet. This allows for 3,840 units to be fully loaded onto a 53' truck compared to 1,536 units of the previous generation. This results in 2.5x better transportation utilization and storage capacity with the EvoKit click.



Commercial Product Name	Order Code
EasySense EVO200	516575
Philips single rocker self powered wireless switch	UID8451/10

\* EVO200 comes pre-installed in the Gen4 bracket. To install in EvoKit click, this bracket will need removed in the field. Please see [www.philips.com/evokit](http://www.philips.com/evokit) for instructions on removing bracket.



# EvoKit Click LED retrofit kit 2x4

## EvoKit Click air return accessories ordering guide


Product Number	Description	Packaging
<b>EvoKit Click Air Return Accessory</b>		
115790	EvoKit Click 2x4 Air Return Accessory P8	Serves 8 EvoKit Click retrofit kits (includes 16 parts)

## Air Return accessories data

The air return accessories of EvoKit click are suitable for retrofitting listed air return troffers.

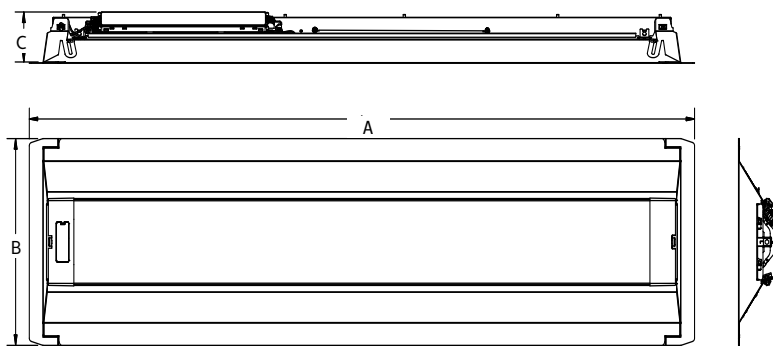
2x4 air return data						
Return Air Volume, SCFM.	105	119	128	162	259	272
Negative Static Pressure, in. H <sub>2</sub> O	0.05	0.08	0.10	0.20	0.45	0.55
Noise Criteria (NC)*	<15	32	32	36	38	40

\* 50 total air slots, each 30mm x 6mm.

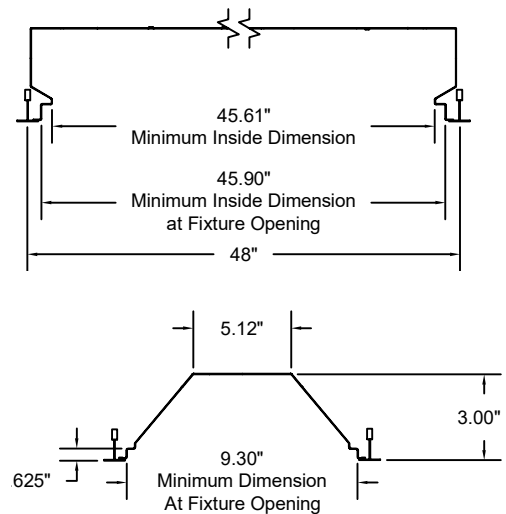


## Dimensions 2x4

EvoKit click was designed to fit into most parabolic and lensed-recessed troffers with minimum dimensional requirements shown below. Philips recommends a sample installation prior to ordering project quantities to ensure compatibility. Philips EvoKit click retrofit kits are not compatible with air handling fixtures.



A - Face Plate Length	B - Face Plate Width	C - Height
47.83"	23.9"	2.99"



\*\*Please Note: When installing emergency lighting, a greater minimum depth may be required.

# EvoKit Click LED retrofit kit 2x4

## Application

- A highly efficient, visually comfortable, architecturally styled LED retrofit kit designed to replace recessed linear fluorescent troffers.
- Unique modular design offers refreshing new look in the ceiling when compared to traditional fluorescent luminaires.
- Single light bar combined with slanted troffer helps reflect light to reduce glare and provide uniform light distribution making it ideal for applications such as offices, schools, healthcare and retail.
- Excellent color rendering with a CRI above 80.
- Extremely high efficacies up to 149 lumens per watt.
- LEDs are an excellent source for use with controls since dimming or frequent switching does not degrade the performance or life of the source.
- Designed for use with standard grid (NEMA "G") or Narrow Grid (NEMA "NFG") ceiling T-Grids.
- High efficiency source and luminaire design help significantly reduce energy consumption and more easily comply with known energy codes.
- Helps meet regulation requirements such as ASHRAE 90.1 and Title 24 when matched with suitable controls.
- EvoKit click is designed for use in most recessed troffers. Some existing fixtures may have features which interfere. Please refer to schematics below.

## Enclosure Construction/Finish

- Simple design allows for quick installation in existing luminaire without the need to break the ceiling plenum.
- Constructed using galvanized steel – fights rust and makes for more durable product.
- Integrated secure tabs for connection to existing troffer housing.
- Minimum depth of only 3" necessary to allow proper clearance and installation of the EvoKit.
- Retrofit kit is powder coated after fabrication with high quality, durable finish to ensure no unfinished edges and avoid future potential of corrosion.
- Components fit together easily without the need for tools during installation. In addition the light module can be removed from below ceiling for convenient maintenance/upgrades.

## Electrical

- Multiple driver options available:
  - Philips Advance CertaDrive drivers with 0-10V dimming allow for maximum fixture efficiency and provide 10% dimming.
  - Philips Advance Xitanium SR drivers allow for connectivity options to multiple platforms.
- 5-year limited warranty includes all components of the retrofit kit, including driver, LED board and nonelectrical components.
- Listed with UL and Design Lights Consortium<sup>†</sup> to ensure quality performance and safety standards are met.
- High efficiency LEDs have a minimum 70,000 hour rated life (L70).

## Accessories

- Suitable for use with Philips 503441 emergency backup or with Philips ER100 UL924 emergency relay.
- Earthquake cables available for additional support to the existing troffer for areas where required.
- EvoKit accessory replacement kit comes with quarter turns (51 pieces), quick disconnects (12 pieces), spare sensor brackets (12 pieces) and troffer retrofit labels (12 pieces).

Prod. No.	Description
502435	Earthquake cable 317mm
503441	EvoKit field installed emergency battery backup
522094	EvoKit accessory replacement kit
563569	EvoKit field installed ER100 UL924 emergency relay (requires the use of the ER100 field installation kit of wires and screws)
266833	EvoKit ER100 field install kit (comes in pack of 20). One pack needed per emergency relay



# EvoKit Click LED retrofit kit 2x4

## EvoKit CLK 2x4 30L 27W 835 UNV 0-10, 2,981 delivered lumens

Catalog No.	521153
Test No.	21153
S/MH	1.5
Lamp Type	LED
Lumens/Watt	118
Input Watts	27

The photometric results were obtained in the Design Lights Consortium Test Lab which is NVLAP accredited by the National Institute of Standards and Technology

Photometric values based on tests performed in compliance with LM-79

Candlepower		45	Cross	Back-45
Angle	End			
0	1159	1159	1159	1159
5	1145	1150	1178	1150
15	1106	1105	1128	1102
25	1015	1009	1017	1002
35	878	863	864	855
45	698	691	693	683
55	495	515	506	505
65	306	346	331	336
75	149	203	197	195
85	33	78	68	71

### Coefficients of Utilization Effective floor cavity reflectance 20 per (pfc=0.20)

pcc	80			70			50	
	70	50	30	70	50	30	50	30
RCR								
0	119	119	119	116	116	116	111	111
1	109	104	100	106	102	98	98	94
2	99	91	84	97	89	83	86	81
3	91	80	72	88	79	71	76	69
4	83	71	63	81	70	62	68	61
5	77	64	55	75	63	55	61	54
6	71	58	49	69	57	49	55	48
7	66	53	44	64	52	44	50	43
8	61	48	40	60	47	39	46	39
9	57	44	36	56	44	36	42	35
10	54	41	33	53	40	33	39	32

Light Distribution			Average Luminance			
Degrees	Lumens	% Luminaire	Angle	End	45°	Cross
0-30	884	29.7	45	1327	1314	1317
0-40	1421	47.7	55	1160	1207	1186
0-60	2396	80.5	65	973	1099	1052
0-90	2978	100.0	75	772	1052	1025
			85	509	1203	1044

## EvoKit CLK 2x4 42L 38W 840 UNV 0-10 P1, 4079 delivered lumens

Catalog No.	520213
Test No.	20213
S/MH	1.4
Lamp Type	LED
Lumens/Watt	120
Input Watts	38

The photometric results were obtained in the Design Lights Consortium Test Lab which is NVLAP accredited by the National Institute of Standards and Technology

Photometric values based on tests performed in compliance with LM-79

Candlepower		45	Cross	Back-45
Angle	End			
0	1476	1476	1476	1476
5	1456	1467	1503	1463
15	1407	1407	1438	1404
25	1292	1288	1298	1276
35	1111	1103	1105	1090
45	881	884	887	870
55	628	661	654	646
65	386	444	433	431
75	188	262	261	251
85	41	98	84	87

### Coefficients of Utilization Effective floor cavity reflectance 20 per (pfc=0.20)

pcc	80			70			50	
	70	50	30	70	50	30	50	30
RCR								
0	119	119	119	116	116	116	111	111
1	109	104	100	106	102	98	98	94
2	99	91	84	97	89	83	86	81
3	91	80	72	88	79	71	76	69
4	83	71	63	81	70	62	68	61
5	77	64	55	75	63	55	61	54
6	71	58	49	69	57	49	55	48
7	66	53	44	64	52	44	50	43
8	61	48	40	60	47	39	46	39
9	57	44	36	56	44	36	42	35
10	54	41	33	53	40	33	39	32

Light Distribution			Average Luminance			
Degrees	Lumens	% Luminaire	Angle	End	45°	Cross
0-30	1127	29.6	45	1675	1680	1685
0-40	1811	47.6	55	1472	1549	1533
0-60	3056	80.3	65	1229	1413	1376
0-90	3804	100	75	977	1358	1353
			85	639	1515	1299

## EvoKit CLKE 1x4 32L 25W 835 UNV SR P1, 3,438 delivered lumens

Catalog No.	521427
Test No.	21427
S/MH	1.5
Lamp Type	LED
Lumens/Watt	141
Input Watts	22

Comparative yearly lighting energy cost per 1000 lumens - \$1.80 based on 3000 hours and \$0.08/kWh

The photometric results were obtained in the Design Lights Consortium Test Lab which is NVLAP accredited by the National Institute of Standards and Technology

Photometric values based on tests performed in compliance with LM-79

Candlepower		45	Cross	Back-45
Angle	End			
0	1160	1160	1160	1160
5	1144	1152	1181	1152
15	1103	1107	1129	1105
25	1014	1010	1020	1006
35	874	866	870	861
45	695	699	701	692
55	493	522	515	513
65	306	350	341	344
75	149	206	206	200
85	32	78	66	70

### Coefficients of Utilization Effective floor cavity reflectance 20 per (pfc=0.20)

pcc	80			70			50	
	70	50	30	70	50	30	50	30
RCR								
0	119	119	119	116	116	116	111	111
1	109	104	100	106	102	98	98	94
2	99	91	84	97	89	83	86	81
3	91	80	72	88	79	71	76	69
4	83	71	63	81	70	62	68	61
5	77	64	55	75	63	55	61	54
6	71	58	49	69	57	49	55	48
7	66	53	44	64	52	44	50	43
8	61	48	40	60	47	39	46	39
9	57	44	36	56	44	36	42	35
10	54	41	33	53	40	33	39	32

Light Distribution			Average Luminance			
Degrees	Lumens	% Luminaire	Angle	End	45°	Cross
0-30	836	29.5	45	1322	1328	1332
0-40	1426	47.4	55	1156	1222	1206
0-60	2414	80.3	65	972	1114	1085
0-90	3007	100.0	75	773	1070	1068
			85	489	1201	1019

# EvoKit Click LED retrofit kit 2x4

## EvoKit CLKE 2x4 36L 27W 835 UNV 0-10 P1, 3,637 delivered lumens

Catalog No. 520262  
 Test No. 20262  
 S/MH 1.3  
 Lamp Type LED  
 Lumens/Watt 141  
 Input Watts 27

Candlepower		45	Cross	Back-45
Angle	End			
0	1426	1426	1426	1426
5	1409	1416	1455	1417
15	1363	1366	1395	1366
25	1261	1249	1250	1248
35	1102	1060	1039	1057
45	882	830	817	829
55	626	609	595	608
65	380	404	386	404
75	181	235	229	236
85	39	88	77	89

The photometric results were obtained in the Design Lights Consortium Test Lab which is NVLAP accredited by the National Institute of Standards and Technology

Photometric values based on tests performed in compliance with LM-79

### Coefficients of Utilization Effective floor cavity reflectance 20 per (pfc=0.20)

pcc	80			70			50	
	70	50	30	70	50	30	50	30
pw								
RCR								
0	119	119	119	116	116	116	111	111
1	109	104	100	106	102	98	98	95
2	99	91	85	97	89	83	86	81
3	91	81	73	88	79	72	76	70
4	84	72	63	81	70	62	68	61
5	77	64	56	75	63	55	61	54
6	71	58	49	69	57	49	55	48
7	66	53	44	64	52	44	51	43
8	62	48	40	60	48	40	46	39
9	58	44	36	56	44	36	43	36
10	54	41	33	53	41	33	40	33

### Light Distribution

Degrees	Lumens	% Luminaire	Average Luminance			
			Angle	End	45°	Cross
0-30	1095	30.1	45	1676	1577	1554
0-40	1757	48.3	55	1467	1426	1393
0-60	2942	80.9	65	1209	1286	1229
0-90	3637	100	75	940	1218	1189
			85	597	1363	1192

## EvoKit CLKE 2x4 42L 30W 835 UNV 0-10 P1, 4,171 delivered lumens

Catalog No. 520288  
 Test No. 20288  
 S/MH 1.3  
 Lamp Type LED  
 Lumens/Watt 138  
 Input Watts 30

Candlepower		45	Cross	Back-45
Angle	End			
0	1543	1543	1543	1543
5	1521	1529	1569	1530
15	1466	1468	1500	1469
25	1345	1339	1351	1337
35	1162	1146	1152	1141
45	917	917	923	914
55	651	682	675	681
65	401	458	446	457
75	195	268	269	266
85	42	102	90	99

The photometric results were obtained in the Design Lights Consortium Test Lab which is NVLAP accredited by the National Institute of Standards and Technology

Photometric values based on tests performed in compliance with LM-79

### Coefficients of Utilization Effective floor cavity reflectance 20 per (pfc=0.20)

pcc	80			70			50	
	70	50	30	70	50	30	50	30
pw								
RCR								
0	119	119	119	116	116	116	111	111
1	109	104	100	106	102	98	98	94
2	99	91	84	97	89	83	86	80
3	91	80	72	88	79	71	76	69
4	83	71	63	81	70	62	68	61
5	77	64	55	75	63	55	61	53
6	71	58	49	69	57	49	55	48
7	66	53	44	64	52	44	50	43
8	61	48	40	60	47	39	46	39
9	57	44	36	56	44	36	42	35
10	54	41	33	53	40	33	39	32

### Light Distribution

Degrees	Lumens	% Luminaire	Average Luminance			
			Angle	End	45°	Cross
0-30	1176	29.6	45	1743	1742	1755
0-40	1892	47.6	55	1526	1599	1582
0-60	3191	80.3	65	1275	1456	1419
0-90	3973	100	75	1010	1390	1395
			85	642	1572	1394

## EvoKit CLKE 2x4 47L 34W 835 UNV 0-10 P1, 4,865 delivered lumens

Catalog No. 521567  
 Test No. 21567  
 S/MH 1.4  
 Lamp Type LED  
 Lumens/Watt 136  
 Input Watts 34

Candlepower		45	Cross	Back-45
Angle	End			
0	1751	1751	1751	1751
5	1703	1742	1788	1745
15	1656	1687	1726	1692
25	1539	1547	1573	1559
35	1339	1332	1351	1344
45	1062	1071	1091	1084
55	756	800	803	814
65	466	536	533	548
75	227	316	323	325
85	49	122	130	130

The photometric results were obtained in the Design Lights Consortium Test Lab which is NVLAP accredited by the National Institute of Standards and Technology

Photometric values based on tests performed in compliance with LM-79

### Coefficients of Utilization EFFECTIVE FLOOR CAVITY REFLECTANCE 20 PER (pfc=0.20)

pcc	80			70			50	
	70	50	30	70	50	30	50	30
pw								
RCR								
0	118	118	118	115	115	115	111	111
1	108	103	98	106	101	96	96	93
2	97	90	82	94	88	81	83	79
3	89	78	69	86	77	68	73	67
4	81	68	59	79	68	58	65	57
5	75	61	52	72	59	52	57	51
6	68	55	46	67	54	46	52	45
7	64	50	40	61	48	40	47	40
8	58	46	36	57	45	36	42	35
9	55	41	33	54	40	33	40	33
10	52	38	29	51	38	29	36	29

### Light Distribution

Degrees	Lumens	% Luminaire	Average Luminance			
			Angle	End	45°	Cross
0-30	1357	29	45	2431	2451	2496
0-40	2193	46.9	55	2131	2257	2266
0-60	3728	79.7	65	1784	2053	2041
0-90	4674	100	75	1420	1973	2016
			85	904	2263	2406

# EvoKit Click LED retrofit kit 2x4

## Energy saving solution – EvoKit CLKE 2'x4'

### Estimated lighting costs using a standard 3 lamp T8 troffer

Present wattage	85	W
× Annual operating hours	4,380	hrs
	=	372,300 Watt-Hours
÷ 1,000 =	372.3	kWh per year
× kWh rate of \$0.10 =	\$37.23	per year
× 125 fixtures	\$4,653.75	annual energy cost per space

### Estimated lighting costs using a Philips 42L 2x4 EvoKit CLKE

Present wattage	30	W
× Annual operating hours	4,380	hrs
	=	131,400 Watt-Hours
÷ 1,000 =	131.40	kWh per year
× kWh rate of \$0.10 =	\$13.14	per year
× 125 fixtures	\$1,642.50	annual energy cost per space

**Total estimated annual savings<sup>‡</sup> \$3,011.25**

<sup>‡</sup> Based on 125 fixtures per space operating 4,380 hours a year. 125 fixtures is roughly equivalent to a 10,000 square foot space. kWh rates will vary.

#### Footnotes:

- 1) Please refer to the energy saving chart above for details.
- 2) L70 72,000 hours @ 35°C based on TM21 and LM80.
- 3) Based on photometric testing consistent with IES LM-79. Actual wattage may differ by +/- 10%. Actual initial lumen output may vary between -10 and +10% of the rated lumens.

\*\*\*Please visit <http://www.usa.lighting.philips.com/support/support/warranty> for full details.

- † Restrictions on Hazardous Substances (RoHS) is a European directive (2002/95/EC) designed to limit the content of 6 substances [lead, mercury, cadmium, hexavalent chromium, polybrominated biphenyls (PBB), and polybrominated diphenyl ethers (PBDE)] in electrical and electrical products. For products used in North America, compliance with RoHS is voluntary and self-certified.
- ‡ Evokit luminaires are Design Lights Consortium qualified. Please see the DLC QPL list for exact catalog numbers (<http://www.designlights.org/QPL>).

© 2024 Signify Holding. All rights reserved. The information provided herein is subject to change, without notice. Signify does not give any representation or warranty as to the accuracy or completeness of the information included herein and shall not be liable for any action in reliance thereon. The information presented in this document is not intended as any commercial offer and does not form part of any quotation or contract, unless otherwise agreed by Signify.

EvoKit Click 2x4 Spec 07/24 page 11 of 11 [philips.com/lighting](http://philips.com/lighting)



Signify North America Corporation  
400 Crossing Boulevard,  
Bridgewater, NJ 08807  
Telephone 800-555-0050

Signify Canada Ltd.  
281 Hillmount Road,  
Markham, ON, Canada L6C 2S3  
Telephone 800-668-9008

Philips and the Philips Shield Emblem are registered trademarks of Koninklijke Philips N.V. All other trademarks are owned by Signify Holding or their respective owners.