



Sinusoidal (Sine Wave) Output
 400 VA Output Power Maximum
 Automatic Code-Compliant Testing
 Automatic Dimming (0 to 10V) of Connected Load
 Reduced Enclosure Size

Product order number:
 ELIS400I2UO30ADI2

12 NC number:
 913702486201

Project: _____
 Location: _____
 Cat.No: _____
 Type: _____
 Qty: _____
 Notes: _____

Specifications

UL Listed for Installation in US and Canada

Listed to UL 924 for Field Installation
 (Indoor and Damp)

California Title 20

Input CEC Title 20 Compliant

Maximum Output Power

400 VA

Maximum Connected Load Power

800 VA - Auto-dim with 0-10V luminaires - see note (page 2)

Illumination Time

90 Minutes

AC Input Voltage

120 VAC, 60 Hz or 277 VAC, 60 Hz

AC Input Current, (battery charging)

1000 mA Max, 120Vac or
 360 mA Max, 277Vac

Battery (4 ea. required)

12V (nominal), 22Ah
 Maintenance-Free Lithium-Ion Battery

Recharge Time

24 Hours

Charging Indicator Light / Test Switch

Integrated LED Test Switch

Output Voltage, Automatically Selected

120 VAC +/- 10%, or 277 VAC +/- 10%

Output Frequency

60 Hz, ± 5%

Transfer Time

500 ms (approx.)

Loads Operated

LED (per NEMA 10410, formerly NEMA 410)
 Fluorescent
 Incandescent

Temperature Rating (Ambient)

68° F to 86° F (20° C to 30° C)

Dimensions

12.0" H x 12.5" W x 10.0" D
 (317mm x 305mm x 254mm)

Weight

Enclosure and Electronics only: 16 lbs. (7.26 kg)
 Batteries: 6.1 lb. ea. (2.8 kg)
 Batteries total: 24.4 lb. (11.1 kg)

Warranty

Electronics: 5 years full
 Battery: 3 years full plus 4 years pro rata

Included

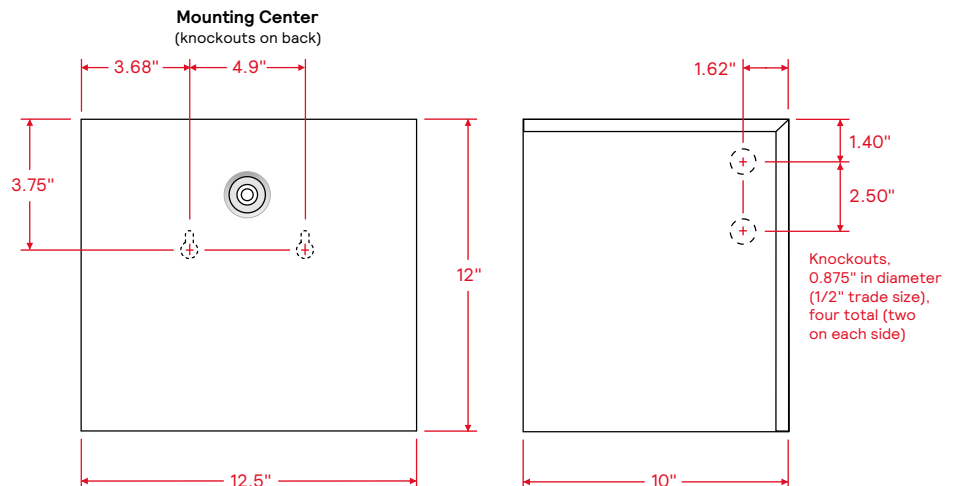
Box 1 - Enclosure with control board assembly and installation kit (mounting hardware, fittings, and site wiring not included)
 Box 2 - Batteries (x4)



Benefits

- Automatic output voltage select
- Automatic dimming (0 to 10V) of connected load
- Automatic code-compliant testing
- Automatic load monitoring after commissioning (new UL 924 requirement)
- Meets CEC Title 20 (California Energy Commission) efficiency standards.
- Works with LED, fluorescent and incandescent fixtures
- Ideal for (but not limited to) screw-base LED lamps
- Compatible with AC (line voltage) driven TLED lamps
- Remote-mounting up to 1,000 feet maximum

Dimensions



ELI-S-400 LFP

Sinusoidal emergency backup inverter

Application

The Bodine ELI-S-400 LFP Emergency Lighting Inverter works in conjunction with fluorescent, LED, or incandescent fixtures to create an emergency lighting system. The ELI-S-400 LFP operates at a maximum output power of 400 VA. It allows the connected fixture(s) to be on, off, switched or dimmed without affecting emergency operation. Each unit consists of lithium-ion batteries, charger and electronic circuitry in one steel case. The ELI-S-400 LFP provides power to the input side of the fixture, including the AC ballast/driver, and can be used with indoor or outdoor emergency fixture applications. The ELI-S-400 LFP is NOT suitable for use with HID lighting nor is it rated for outdoor mounting locations.

Operation

Upon failure of normal power, the ELI-S-400 LFP begins providing emergency power to the connected lighting load for a minimum of 90 minutes. A low voltage disconnect circuit protects the inverter batteries from damage by deep discharge during prolonged power failures. When normal power is restored, the ELI-S-400 LFP automatically returns to charge mode. The battery capacity is fully restored in 24 hours. During automated testing, the ELI-S-400 LFP simulates an AC power outage. This causes the inverter to switch to emergency mode and conduct a discharge test to monitor battery voltage and load operation. If the ELI-S-400 LFP detects a problem, the status indicator light flashes. When testing is complete, the ELI-S-400 LFP returns to the charging mode. Automatic testing is conducted for 30 seconds once a month and 90 minutes once a year.

Installation

The ELI-S-400 LFP does not affect normal fixture operation and may be used with a switched or unswitched fixture. It can be installed in close proximity to the fixture or remote from the fixture (using suitable wiring).

Commissioning

Commissioning the ELI-S-400 LFP requires initial calibration as part of the full product installation in order to accurately monitor the load for changes (new UL 924 requirement). See installation instructions for details.

Lithium Battery Shipping Regulations

To comply with IATA provisions for air transporting lithium batteries, and for general information on shipping Li-ion batteries, please visit <https://www.iata.org/en/programs/cargo/dgr/lithium-batteries/>.

To view a Classification Flowchart for package marking requirements, please visit <https://www.iata.org/contentassets/05e6d8742b0047259bf3a700bc9d42b9/lithium-battery-guidance-document.pdf>. Scroll to the Classification Flowchart on Page 7 of the 2023 version of this document.

Dimming and Auto-Dim

The ELI-S-400 LFP features a dimming control output of 0-10 volts. This dimming capability allows a combined string of multiple fixtures, rated up to 800 VA* in the normal (non-emergency) mode, to be driven in the emergency mode at 400 VA maximum. For example, the diagram below shows fifteen 40W (input) LED fixtures may be connected to one ELI-S-400 LFP and automatically dimmed for emergency operation to 67% of normal power input, providing each LED fixture with approximately 26W of input power. The emergency mode output dimming voltage is automatically controlled by the ELI-S-400 LFP electronic circuitry to maintain 400 VA output throughout the emergency event. The ELI-S-400 LFP passes the normal room dimming control voltage (0 to 10V) where used, in the normal (non-emergency) mode so normal dimming operation of the connected fixtures is not affected.

Specification

Emergency lighting shall be provided by using a standard fixture or group of fixtures powered with a Bodine ELI-S-400 LFP self-testing/self-diagnostic emergency lighting inverter. Electronic circuitry shall be self-testing in design and automatically test emergency lighting for a minimum of 30 seconds every 28 days and 90 minutes once a year. Each ELI-S-400 LFP unit consists of four maintenance-free lithium-ion batteries, and electronic battery charging and output generation circuitry contained in one 12.0"H x 12.5"W x 10.0"D metal case. The ELI-S-400 LFP unit shall be capable of powering any combination of fluorescent and/or LED lighting fixtures rated at a total of up to 800W input power at 20°C to 30°C for a minimum of 90 minutes at an output power of 400VA during emergency operation, regardless of local switch or dimmer position. The ELI-S-400 LFP shall allow the connected fixture(s) to be on, off, switched or dimmed without affecting emergency operation. The ELI-S-400 LFP unit shall exceed emergency standards set forth by the current NEC. This device complies with Part 15 of the FCC Rules and meets CEC Title 20 (California Energy Commission) efficiency standards. It shall be UL Listed, suitable for damp locations, and warranted for five years from date of manufacturing.

Emergency Illumination

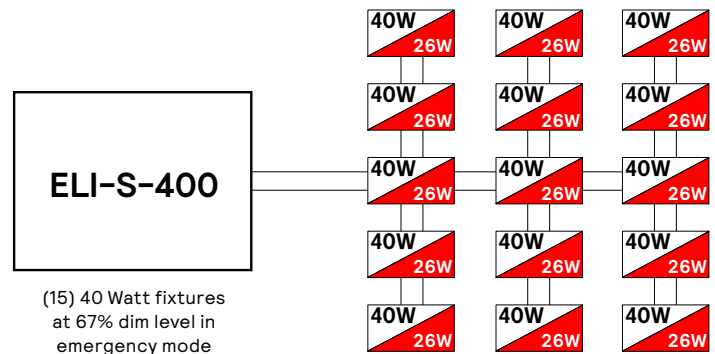
The ELI-S-400 LFP supports 400 VA of emergency power for a minimum of 90 minutes. It is left to the lighting designer to ensure the output power is distributed properly to each luminaire along the path of egress to ensure emergency illumination levels meet Life Safety Code (NFPA 101) requirements.

Code Compliance

The ELI-S-400 LFP has been tested by Underwriters Laboratories in accordance with the standards set forth in UL 924, "Emergency Lighting and Power Equipment". The ELI-S-400 LFP is UL Listed for field installation. Emergency illumination time exceeds the National Electrical Code (NEC), Life Safety Code (NFPA-LSC), and UL 90-minute requirements.

Warranty

The ELI-S-400 LFP is warranted for five (5) years from the date of manufacture. This warranty excludes the batteries, which have a warranty of three (3) years full plus four (4) additional years pro rata. This warranty covers only properly installed Bodine ELI-S-400 LFP emergency units used under normal conditions. For the warranty period, Bodine Emergency Lighting will, at its option, repair or replace without charge a defective inverter provided it is returned to the factory transportation prepaid. An inspection will be conducted to determine if the unit is defective under the terms of the warranty. Repair or replacement, as stated above, shall constitute the purchaser's exclusive warranty, which does not extend to transportation, installation, labor or any other charges; nor does it apply to any equipment of another manufacturer used in conjunction with the inverter.

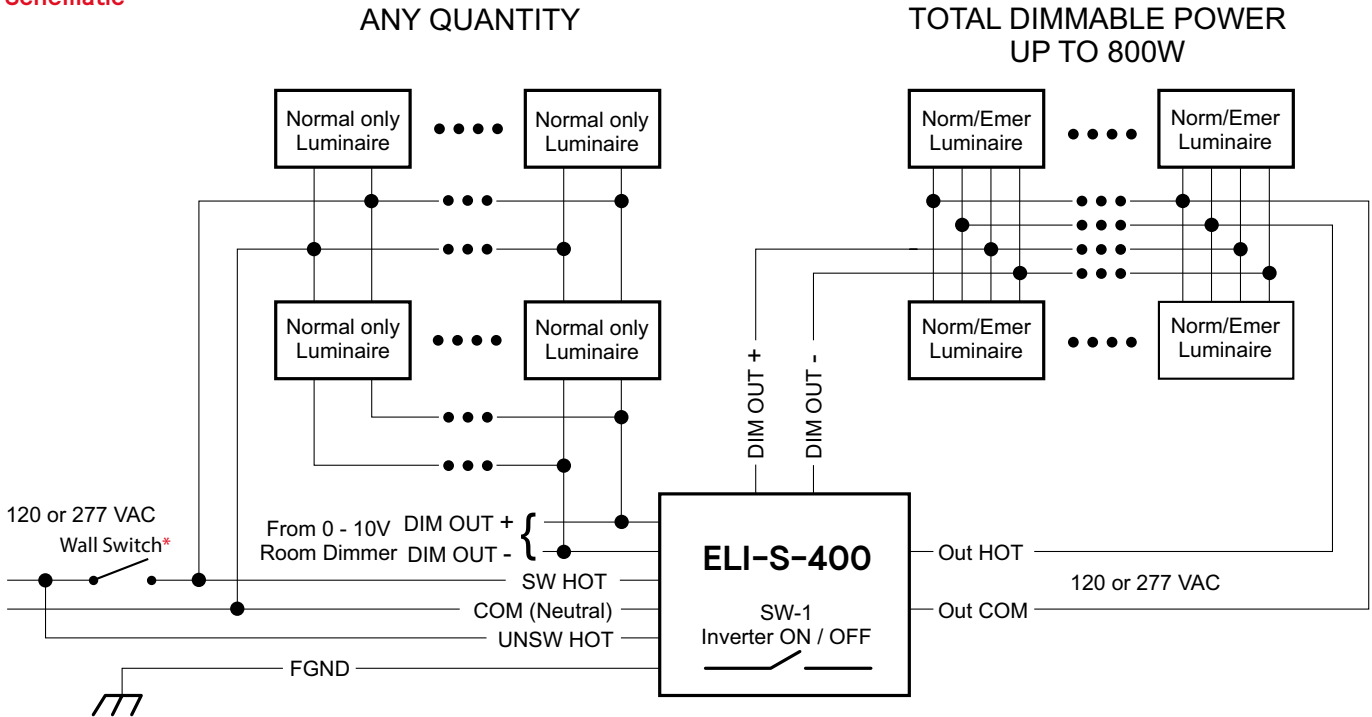


* Note: The maximum connected load of 800 VA is achievable with specific 0-10V dimmable loads that have undergone factory testing. While other loads rated at this power level may be compatible, they should be pretested either at the factory or in the shop prior to specification or field installation whenever feasible. Auto-dimming performance can be influenced by several factors, including power factor and driver efficiency at dimmed output levels. Furthermore, the luminaire must be capable of achieving the required lower dimming levels. The example provided in this document represent ideal conditions and may not accurately reflect real-world scenarios. For complete details, see the inverter design guide and other guidance found on www.bodine.com/ inverter.

ELI-S-400 LFP

Sinusoidal emergency backup inverter

Schematic



* All connected fixtures must be fed from the same branch circuit and controlled by a single switch or switching means.

Ordering Guide

example: ELIS400I2UO30AD12

| Product Category | VA | Case | Input Voltage | Temperature | Type/Harness | Packaging | Generation |
|---|------------|-------------------------------------|---------------|---|----------------------|-------------------|------------|
| ELIS | 400 | I2 | U | O | 30 | AD | 2 |
| ELIS Emergency Lighting Inverter Sinusoidal | 400 | I2 (see page 1 for case dimensions) | U 120-277V | O 20°C Min. Temp. 30 30°C Max. Case Temp. | AD Automatic Dimming | I Individual Pack | 2 Gen 2 |

Replacement Parts

| Batteries | Installation Kit | Battery Harness |
|---|---|--|
| PRT00140 Four batteries per box, one box required for replacement | PRT00143 Fixture warning labels, ground wires, chokes, and speed nuts and bolts to secure lid | PRT00144 Harness to wire two batteries in series, two required for replacement |

a  signify brand

© 2026 Signify Holding. All rights reserved. The information provided herein is subject to change, without notice. Signify does not give any representation or warranty as to the accuracy or completeness of the information included herein and shall not be liable for any action in reliance thereon. The information presented in this document is not intended as any commercial offer and does not form part of any quotation or contract, unless otherwise agreed by Signify.

Signify North America Corporation
400 Crossing Blvd, Suite 600
Bridgewater, NJ 08807
Telephone: 855-486-2216

Signify Canada Ltd.
281 Hillmount Road,
Markham, ON, Canada L6C 2S3
Telephone: 800-668-9008

All trademarks are owned by Signify Holding or their respective owners.