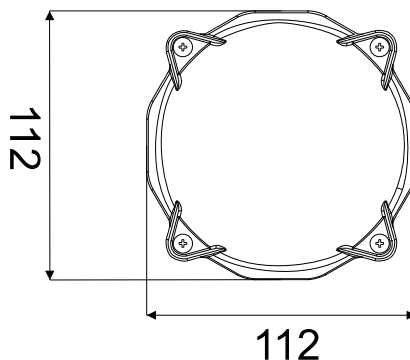
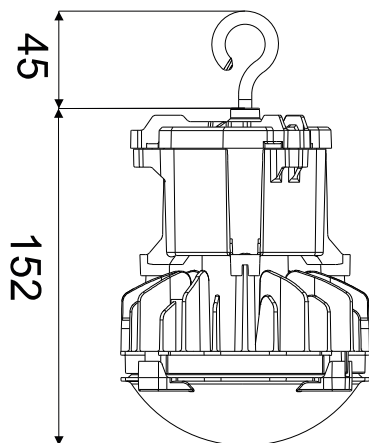


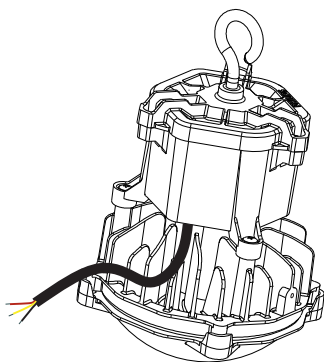
### DURALED ELITE

### Industrial Luminaire

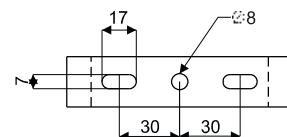
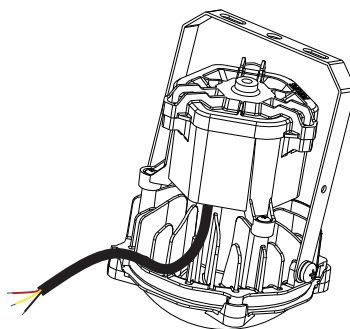


Dimensions in mm

#### EYEBOLT VERSION (Standard Supply)



#### CRADLE VERSION



Mounting Bracket Details

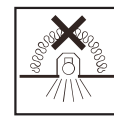
**Note:** Use suitable size of bolt with spring washer and flat washer (Not part of standard supply )

Dimensions in mm

Type	: BY308P
Lamp	: LED
Wattage/Voltage	: 25W / 240 VAC, 50 Hz
IP Classification	: IP66
Net Weight	: 600 gm (Approx.)
Max. Projected Area	: 0.012 m <sup>2</sup>
CCT	: 5700K/4000K/3000K
Application	: Indoor/ Under covered area

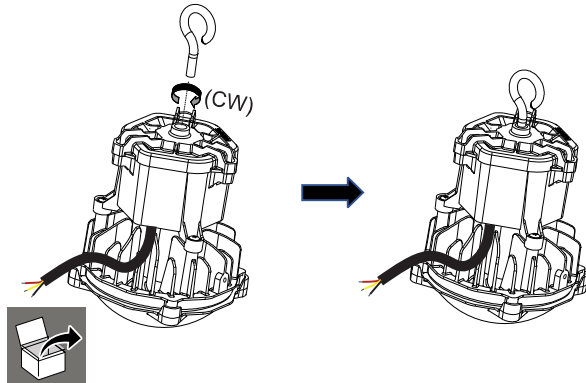
**IP66**

**ta**  
**45°**

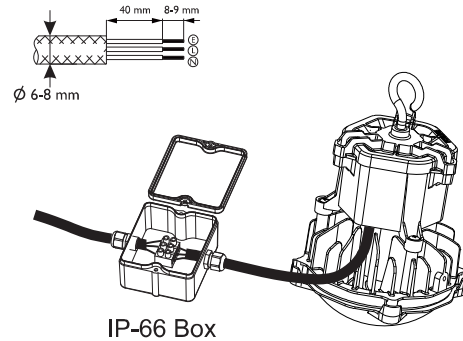


All the pictures in the MI sheet are representative only and may vary from the Actual Product.

- 1.** Take the luminaire out of the packing box and affix the eye bolt properly at the top of the luminaire.  
(Recommended tightening torque: 2.5 Nm)



- 2.** For external wire connection use junction box of rating IP66 or higher( Not part of supply)

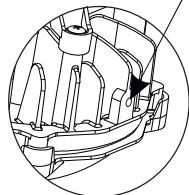


**! Notice: Ensure Correct connection for polarities**

### 3. Additional Safety Provision

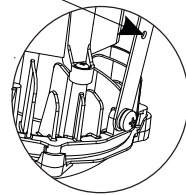
Safety chain can be fixed to the luminaire using suitable fasteners (shown below) at the location shown below.  
(Safety chain & fasteners are not part of luminaire supply)

#### Eyebolt Version



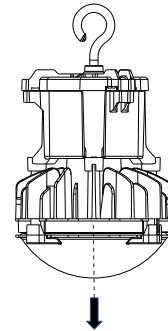
**Suitable fasteners**  
- M4x6 Screw  
- M4 Flat Washer

#### Cradle Version



**Suitable fasteners**  
- M4x8 Screw  
- M4 Flat Washer  
- M4 Nut

- 4.** Luminaire orientation must always be **facing downwards**(as shown) irrespective of any type of mounting of the luminaire.  
**Allowed Variation: +/- 10°**



### CAUTION

1. Ensure L-N-E is connected in right manner.
2. 3 Core cable should be properly connected with ground.
3. Product should be operated between 120-270V A.C.
4. Luminaire must be brought down from the mounting position for maintenance.
5. In case the Diffuser is found broken/damaged luminaire should not be powered ON and the whole luminaire shall be replaced.
6. The light source of this luminaire is not replaceable, when the light source reaches its end of life the whole luminaire shall be replaced.
7. The external flexible cable or cord of this luminaire cannot be replaced; if the cord is damaged, the Driver shall be replaced.
8. Warranty Void if Earthing wire not connected properly with ground.
9. Warranty Void if used in outdoor applications

FAILURE OF PRODUCT DUE TO NON COMPLIANCE TO ANY OF THE ABOVE, VOIDS WARRANTY OF PRODUCT.

All the pictures in the MI sheet are representative only and may vary from the Actual Product.

**PHILIPS**